



Part 3: Geneva Comprehensive Plan Dialogue and Survey Input

Compiled by the Geneva Comprehensive
Plan Steering Committee

August, 2016

Table of Contents

Big Talk in the Little City Findings & Analysis

Survey Summary and Analysis

Appendix A: Survey Questionnaire

Appendix B: Survey Responses

Appendix C: Tables For Residents For Questions 15 - 28 By Neighborhood

By Individual Responses And The Average Score By Neighborhood

Appendix D: Tables For Household Income By Questions 15-28, Grand Total, Average

Agree/Disagree Score And Percent Distribution Of Agree/Disagree Distribution

Appendix E: Tables For Owners And Renters By Values For Geneva (Questions 15 - 19),

Property Taxes (Question 27) And Community Priorities (Question 28)

A huge thank you to....

Volunteers through Tools for Social Change, committee members, and the staff at the Geneva Neighborhood Resource Center assisting with the dialogues and survey deployment.

Many community organizations in Geneva who hosted dialogue sessions or had paper copies of the surveys available.

Jessica Hayes-Conroy for developing the findings and analysis for the Big Talk in the Little City dialogues.

Patrick McGuire for developing the survey analysis.

Jackie Augustine and Jeffrey Blankenship for reviewing all the survey comments and answers to incorporate in the plan.

Big Talk in the Little City: Findings & Analysis

Prepared by:

Jessica Hayes-Conroy
Hayes-Conroy@hws.edu

In collaboration with:

Tools for Social Change and
Geneva Neighborhood Resource Center

January 2016

Big Talk in the Little City: An Introduction

Over the course of approximately two months, the social justice community group Tools for Social Change (TFSC), partnering with the Geneva Neighborhood Resource Center (GNRC), organized and ran a series of community dialogues throughout the City of Geneva. The purpose of these dialogues was to provide additional data for Geneva's comprehensive plan, extending the online survey data that the GNRC had previously recorded. The "Big Talk" dialogues were meant to reach a more diverse set of Geneva residents, and to ensure that those who could not access the online survey could register their ideas and concerns about Geneva's future.

Each Big Talk dialogue began with an explanation of the purpose of the talks: "to gather community perspectives to make sure the Comprehensive Plan represents all voices in the community" (TFSC 2015). The dialogues also opened with a set of guidelines to promote a respectful conversation between participants, and, in many cases, with an icebreaker name game to build trust and rapport within the group. The talks then engaged City residents in collective dialogue through a series of four open-ended questions:

1. **What public spaces make Geneva feel like home?** What public spaces do you use, and which do you avoid?
2. **What is, or has been, a major housing issue in your time living in Geneva?** Or, if you only work in Geneva, what influenced your decision to live elsewhere?
3. **Tell us about your work experiences in Geneva.** What is the story of you and Geneva in terms of work?
4. **If you woke up tomorrow and Geneva had the most vibrant commercial spaces you can imagine, what would be the same and what would be different?**

In total, the Big Talk consisted of **fourteen different community dialogues in twelve different locations** in Geneva (Table 1). These dialogues were advertised by flyers distributed around the City of Geneva, radio announcements, newspaper advertisement, email and Facebook posts, announcements at churches and other organizations, and through word of mouth. Each dialogue had a minimum of two facilitators – formally trained by professional interviewers – and many also had at least one note taker. Some facilitators facilitated more than one talk, some only facilitated one. Many of the facilitators had a connection to the location or group that they were engaging (for example, through church membership, friendship, professional connections, etc.) and thus were able to build upon those relationships to further trust and rapport within the dialogue groups. The dialogues averaged one and a half hours in length, with the shortest dialogue lasting 31 minutes, and the longest lasting 151 minutes. The length of each dialogue was dependent upon the number of people involved, the length of comments from participants, and the time constraints of both individuals and the hosting venues. **The combined total time for all dialogues is over 22 hours and 13 minutes** (Table 1).

The number of participants within each dialogue group ranged from one to more than twenty. In certain cases, the exact number of participants at each location is difficult to assess through transcript data, since facilitators did not record names (per standard procedure in qualitative methods) and not all participants spoke during the dialogues; some participants handed in written ideas, and some participated by listening to others speak, and/or by registering verbal and/or non-verbal agreement with the spoken comments of others. In total, **there were over 120 participants** involved in the Big Talk dialogues (Table 1).

Although not all facilitators recorded demographic data, from the data collected it is clear that the Big Talk dialogues engaged a diverse group of Geneva residents and workers. Almost half of the participants were Hispanic and/or black (including mixed race), and over 2/3rds of the participants were women. At least two of the dialogues engaged Geneva's Spanish-speaking residents, with one talk conducted entirely in Spanish, and the other conducted bilingually with the help of an English-Spanish translator. The total number of participants in these two talks was around 30. Judging from the contexts and transcripts of participants' comments, it is also likely that at least half of the participants were from low-income households or households living below the poverty line. At least 6 of the participants were youth (high school age), and the adult ages ranged from early 20s to mid-80s. At least 6 persons with disabilities participated in the dialogues. In addition, 7 people participated in the Big Talk through written comments handed in to Talk facilitators after the dialogues ended (Table 1).

Date	Location	Recorded Time	Participants
Unkwn	LEAP	37 minutes	6+ participants
Nov 30 th	GNRC	113 minutes	8 participants
Nov 30 th	Seneca Apt (1)	147 minutes	4 participants
Dec 4 th	Seneca Apt (2)	146 minutes	4 participants
Dec 6 th	St. Francis Church*	62 minutes	15+; 4 written
Dec 6 th	Trinity Church	57 minutes	22; 1 written
Dec 7 th	Geneva Public Library (1)	113 minutes	10 participants
Dec 12 th	Geneva Public Library (2)	128 minutes	9 participants
Dec 14 th	Geneva Gardens	72 minutes	3 participants
Dec 16 th	Salvation Army*	43 minutes	13; 2 written
Dec 17 th	Creators Touch	113 minutes	5 participants
Dec 17 th	First Love Church	151 minutes	10+ participants
Dec 21 st	Elmcrest Apartments	120 minutes	6 participants
Jan 6 th	Methodist Free Lunch	31 minutes	1 participant
*DENOTES SPANISH-SPEAKING OR BILINGUAL DIALOGUE			

Table 1. Date, Location, Time and Participant Count for Big Talk Dialogues

Methods of Data Collection and Analysis

The Big Talk facilitators employed a group interviewing style that encourages dialogic exchange between all members of the dialogue group, including both facilitators and participants. This type of exchange is important not only for building trust and rapport among dialogue participants, but also for creating a more democratic and non-hierarchical research process. As a qualitative method, the dialogic group interview is derived from an understanding that “objective” data in the social sciences are best generated through a series of open exchanges with people from diverse social positions, rather than revealed through the (supposedly) neutral, subject-less process of positivist discovery (Hesse-Biber 2013). That is, the dialogic group interview method considers both collective interaction and diverse participation to be meaningful and essential parts of the research process.

After explaining the purpose of the talks and obtaining participants’ permission (verbally), the facilitators audio-recorded the group dialogue sessions. About half of the dialogues also involved a note taker as a supplement to the audio-recordings, so that additional demographic, contextual, or non-verbal data could be collected. As noted above, participants were also given the option of recording their ideas and concerns via a written form, which could be handed in to the Talk facilitators following each dialogue. The written form was available in English and Spanish, and displayed information about the purpose of the talks, as well as a list of the four main questions that were to structure each dialogue. TFSC members transcribed these recorded talks, along with any written notes, resulting in **368 pages of dialogue transcripts**. Per standard practice in qualitative research, all names and identifying information have been redacted from the transcripts with the exception of public figures and the identities of the facilitators.

These transcripts were subsequently coded for analysis. In qualitative inquiry, a code “is most often a word or short phrase that symbolically assigns a summative, salient, essence-capturing, and/or evocative attribute for a portion of language-based or visual data” (Saldaña 2012, 3). The goals of coding interview data are multiple: to look for common themes or ideas among research participants, to examine repetitive patterns and connections between codes, and to consider both unique and repetitive codes in light of the particular person(s) or context(s) in which the ideas are spoken. That is to say, codes are not simply counted for the quantity of times they appear in transcripts; idiosyncrasies can be as important as common themes, especially when spoken by participants who occupy social positions that are disenfranchised or underrepresented (Hesse-Biber 2013).

In total, the transcripts yielded 84 codes (Table 2), including 35 dominant codes. Dominant codes are codes that stand out, either because they appear numerous times in multiple transcripts and/or across participants, or because they have emerged as repeated ideas or themes that are spoken by participants who occupy similar social positions. In addition, ten important code patterns also emerged (Table 3). Code patterns are collections of codes that repeatedly appear to be connected thematically within the transcripts. Such patterns can provide a more

complex picture of the meanings of individual codes. For example, the code *Housing* frequently emerged alongside a number of related codes that, taken collectively, can help us to better understand the specific contexts in which Big Talk participants have experienced housing concerns in Geneva: *Cost*, *Housing Shortage*, *Landlords*, *Maintenance*, *Poverty*, and *Racism*. Finally, these code patterns were also further divided by theme (Table 3; and see Findings section). The meaning and significance of these codes, code patterns and themes is the subject of the Findings section below.

Accessible Space	Diversity	Landfill	Seating
Activities	Downtown	Landlords	Segregation
Advertising	Evening Space	Language	Sidewalks
Age	Events	Library	Smith
Attractions	Farmers Market	Maintenance	Sports
Bag Limit	Food	Migrant	Stores
Bars	Garden	Neighborhoods	Swimming
Bicycles	Gender Norms	Newspaper	Taxi
Busses	Gentrification	Noise	Tenants
CAE	Grants	Parents	Tenants Rights
Center of Concern	Health	Parking	Tourism
Childcare	Holiday	Parks	Traffic
Churches	Homelessness	Police	Training
City Government	Home Ownership	Population	Transience
City Ordinance	Homogeneity	Poverty	Transportation
Class	Housing	Public Restroom	Visitor Center
Comfort	Housing Shortage	Racism	Volunteerism
Connection	HWS	Region	Wage
Cost	Jobs	Roads	Walkability
Crime	Kids	Safety	Women
Disability	Lakefront	Schools	YMCA

Table 2: Emergent Codes from Big Talk Transcripts, (Dominant Codes Bolded)

Accessible Space , Activities, Bars, Connection, Evening Space, Library, Kids	3	CC
Disability , Age, Housing, Safety, Seating, Sidewalks, Walkability, Traffic	2	MO
Homogeneity , City Gov, City Ordinance, Class, Grants, Jobs, Language, Racism	1	SI
Housing , Cost, Housing Shortage, Landlords, Maintenance, Poverty, Racism	1	SI
Jobs , Busses, City Ordinance, Homogeneity, Language, Transportation, Wages	2	MO
Lakefront , Activities, Attractions, Connection, Kids, Parks, Swimming	3	CC
Library , Accessible Space, Activities, Comfort, Downtown, Kids	3	CC
Racism , City Ordinance, Housing, Jobs, Maintenance, Police, Poverty	1	SI
Segregation , Activities, Class, Comfort, Connection, Language, Racism, Stores	1	SI
Transportation , Bag Limit, Busses, Disability, Food, Jobs, Taxis	2	MO

Table 3: Code Patterns from Big Talk Transcripts, Organized by Theme

Findings: Discussion of Codes and Patterns

The data collected from the Big Talk dialogues tell various, interconnected stories about the experiences of Geneva City residents and workers. Taken together, the stories reveal encouragement, disappointment, excitement, celebration, caution and the mundane. There are, of course, various ways to tell these stories, as well as various organizational structures through which one might arrange them. The sections below frame these intersecting stories through three broad categories: *Socio-Spatial Inequality (SI)*, *Mobility And Opportunity (MO)*, and *Community Connection (CC)*. These categories were developed by arranging both codes and code patterns into groups, and by looking within the groups for common themes (Table 3). While these categories do help to further clarify the transcript data, they are not and should not be taken as mutually exclusive. Rather, they represent three snapshots of what is, in reality, a layered and overlapping picture. In what follows, the best depiction of life in Geneva comes from the transcripts themselves – from the voices that detail the lived experiences of Geneva residents and workers.

1. Socio-Spatial Inequality (SI)

One of the stories that the Big Talk data tell is a story of socio-spatial inequality; that is, a story of disparity in the ways that different people in Geneva are able to utilize, produce, and benefit from urban space. More particularly, the codes and code patterns tell us about Genevans' (interrelated) experiences of *homogeneity*, *housing difficulties*, *racism*, and *segregation*. These are described in detail below.

Homogeneity , City Government, City Ordinance, Class, Grants, Jobs, Language, Racism

The code *homogeneity* arose from the perception of some Geneva residents and workers that those who have the most power to “produce” Geneva as a place are eager to promote a homogenous culture of white, middle-class norms and practices. This desire is attributed not just to City officials, but also to private individuals and business owners who have the financial power and social capital to influence decision-making in Geneva. Notably, the Genevans who perceive this ‘establishment’ desire for homogeneity tend to live in positions of relative disenfranchisement; they are working class, non-white, and often Spanish-speaking. Their perceptions of homogeneity become tangible and real through their experiences navigating disadvantage - in pursuing employment and business opportunities, in seeking financial support through grant and loan applications, and in confronting barriers of language, class and race in their social life in the City.

“I spent money [on] many things for nothing, due to racism, and there is no economic support for us to keep going with [our business]....Over the last ten years I have been... fighting for a grant or a loan on behalf of the City and there is never any money...I need more help but they cannot help me. There is aid for others, but not for me. There is an African-American, and Asian and myself [Hispanic]... Three small business [owners] who have not been able to receive any aid to keep going and help others succeed.”

“They have their culture, different than from mine; if they wanted to have people working and provide more for their community they could not do so because the City does not allow it. We cannot make a better day in Geneva, or have a dynamic city. It is a cycle that never ends. The youngsters I feel like they do not know where to go, I don’t want to say what kind of places they should have because we create places the way we want, safe, fun, healthy but we do not have these. We should have new politics that are more open to new, fresh ideas.”

“You know, as far as the diversity, for me it's really nice to walk down Exchange Street and hear a foreign language - well not a foreign language - hear another language, and not English language spoken on the street. I think that's amazing for a town this size. Um, you know, the only thing is, that hasn't filtered into the establishment. It hasn't filtered into their being bilingual, more bilingual people in the school system. More bilingual people in the hospital. More bilingual people or people of Hispanic origin.”

“We need to bring all the people, no matter who they are or where they come from, together. Because if you don't have the people come together, you are not going to be successful. They need to be involved....I can say that really, things are....growing; stores, people, some of them, [have] very friendly people, but they still haven't meld[ed with residents who are different from them].... And people [who are different] are not being used; they're not being called. Not being used for being part of what [the City] wants to do now. And unless this happens, it's not [good].”

These quotations speak about the maintenance of a dominant culture in Geneva, one that excludes residents and workers on the basis of cultural, racial, and linguistic difference. These exclusions are felt in many areas of the professional and personal lives of low-income, non-white, and Hispanic Genevans.

Housing , Cost, Housing Shortage, Landlords, Maintenance, Poverty, Racism

The code *housing* arose alongside a number of related codes that, taken collectively, speak to the challenges that low-income Geneva residents face in finding and retaining adequate housing. While a few research participants lamented middle-income housing struggles or shortages, the vast majority of participants recounted negative experiences with unaffordable, inadequate and ill-maintained low-income housing. Indeed, this was, perhaps, one of the largest topics of conversation over all of the dialogues. These housing comments covered concerns over fair housing (including experiences of housing discrimination on the basis of race, class, and language), “slumlords” who take advantage of disenfranchised residents, housing shortages for both seniors and those with disabilities, and the lack of attention to homelessness in Geneva.

“I'm (in my 80s), that's how old I am. And I couldn't find housing that I could afford and I found it very difficult. And....for example, my co-worker is (in her 70s) and shewould really like to downsize because she's living alone. And she can't find affordable [housing].”

"I'm all in favor of the revitalization of the downtown area that has been going on, but I'm really concerned that a lot of, I guess they used to be called yuppies....will move in and take over the whole downtown area. And I don't want to see low-income people pushed out... I would like to have the freedom, the choice, to stay here in Geneva, downtown within 5 years, 10 years"

"I know one [educated] person who became a teacher, and that person happened to be a Puerto Rican. He had to change his last name. I'm gonna use the last name Rodriguez which was not his last name, but Rodriguez is an Hispanic name. He had to change his Rodriguez name to an Anglo last name so that he can get a house or an apartment to live in. Okay? And that's still happening. Nothing's changed."

"We have a lot of slum land lords in Geneva, and I think the powers that be have go to find ways to come after them, you got to make them - ours is not what I would call slum you know, not by any means. But I have people come and they tell me about the conditions that they come from, you know just the disrepair, that these people come from."

"There are a lot of very well known slumlords.... And you know when you walk into their apartment they're gonna want \$700, but they're going to have filthy carpets and they're going to have roaches in their apartment...and paint peeling, and you know, just deplorable conditions. But they want top rent, and you know they push a lot of these low income people into having to live in a deplorable situation because they don't have any choice. Nobody should have to live like that."

"Most of the slumlords that I know, that I've had to live under... they have big names in this city, they are very prominent people, and I think that gets them a way, that keeps them out of trouble.... it's probably a dangerous thing to say but it's, how else could they possibly keep renting, you know and they've been landlords forever. And it's sad that they are prominent people."

"He was lucky enough to find a room....but had [he] not....I don't know what would have happened. And there's constantly people coming and going with....getting out of jail, having lost everything they had, there's a turning over of homeless people in our area....[And] if people become homeless, you can't even get emergency housing....it takes, it's a process to even get something from social services. It doesn't happen in a day, a week, or 2 weeks. In fact, I think they legally have 45 days."

These transcript quotations illustrate a variety of issues related to housing in Geneva, from experiences of racism and senior housing shortages to slumlords and homelessness. Above all, there was a general consensus among most research participants that there is a serious problem with "slumlords" in Geneva, who rent out properties that are unhealthy, not up to code, or otherwise ill-maintained, and who unfairly take advantage of their tenants. Notably, some research participants mentioned that while "slumlord" certainly does not describe *all* of the landlords in town, there are some prominent "slumlords" who own much of the rental property, and who are not held accountable by the City (via code enforcement) for their lack of adequate property maintenance.

Racism, City Ordinance, Housing, Jobs, Maintenance, Police, Poverty

The code *racism* includes both discussions of overt or direct discrimination as well as (in much greater quantities) evidence of structural racism – that is, the normalization and legitimization of systems that routinely privilege whites while producing cumulative and chronic disadvantages for non-whites. For example, both the housing and homogeneity code patterns (above) include racism, since many non-white Geneva residents have experienced housing discrimination, job difficulties, and social exclusion on the basis of race. In addition, experiences of racism in Geneva are linked to language barriers, immigrant status, and a feeling of being out-of-place in certain downtown locations.

“They called her, [they] said, ‘well you come to this country and you're taking our jobs,’ cause she's half Mexican. And I said get a birth certificate! Enlarge it on your back. Show them that you're born in America. You have an American father. But they bullied her bad about her being Mexican all the way through school.”

“I do see...other people who oppose to live in places where certain people live, like I have heard of people who refuse to live where there are Hispanics. Among Hispanics there are usually no problems with each other, [only] with people who make comments such as oh, they are speaking Spanish.”

“It has seemed to me that...the diversity in the working population in Geneva is not equal to the diversity of the population in Geneva. In other words, it's clearly difficult for people who don't look a certain, pretty narrow way. It's harder for them to get jobs. And, that seems to be something that might be able to be addressed in a pretty forthright way. I mean...if you imagine a better Geneva, it wouldn't be like that. Right? There would be the same diversity in the working population, as there is in the [residents].”

“Either way, if you [a person of color] work at the hospital, if there's anybody at the hospital, they got you cleaning. Cleaning up the cafeteria. Where you're not being seen. There are really no black nurses up there. I [haven't seen any] black nurses.”

“I'm very pleased that [a person of color] is going to be seated on City Council; I think that there should be a concerted effort, to you know, Board of Education and other city-wide organizations, to....reflect the true diversity of Geneva. And I think we all would benefit, [so] everyone feels they have some empowerment.”

“I used to associate with the police department. But in very recent events of how, all over our nation, police officers are responding...[with] their abusive form of dealing with community members, I feel as though they are the cowboys and we are the Indians. I don't think....there's a good relationship between the police department and the community [in Geneva], especially the police department and Hispanics and African Americans....I don't think there's a good relationship there and I don't see them working towards having any relation between the community and the police station and that's one that concerns me.”

These quotations stand as evidence of the continued existence of structural racism in the City of Geneva. Within schools, housing, the workforce, the government, and the police force, people of color in Geneva routinely experience racial disadvantage. This disadvantage is both widespread and cumulative. For example disadvantages in the school system can and do influence the ability for residents of color to secure employment, and limited job experience can negatively impact one's ability to run for city office. Similarly, experiences of discrimination via the police or broader society has been linked to depression, stress, and an array of health complications among people of color, which can further threaten job security, housing stability and success at school.

Segregation , Activities, Class, Comfort, Connection, Language, Racism, Stores

The code *segregation* is related to, but also distinct from, the above discussions of racism, homogeneity, and housing concerns. Segregation refers to the separation of social groups on the basis of social difference – most notably race and class difference. Transcript data indicate that Genevans' experiences of segregation in the City involve both residential and commercial space. That is, the mechanisms that maintain race and class-based segregation in Geneva can be found not only in patterns of housing-based separation, but also in the ways in which residents and visitors maintain this social separation with food venues, shops, and other commercial locations. A few research participants also directly mentioned concerns about gentrification, worrying that Geneva's recent development initiatives are on track to not only produce further segregation but even to push low income residents out of their current homes entirely.

"This is where we start to segregate again, because...I'm not gonna mention a name, but... I sell houses.... and I had multiple people, one was an older City Councilman, ask me to sign a petition not to have [a particular development] out [in a wealthier neighborhood]. And the reason what he said was 'they don't belong on this end of town.'"

"You're right. Your point is a very true point. In a lotta people's minds and hearts'they' don't want 'us' [people of color] to live in these specific neighborhoods.... this is exactly [the problem]"

"I think there are a lot of things that often require people from that side of town to come over to this side of town, rather than [vice versa]. So maybe people don't avoid that side of town, but they just don't see a place or area that they have a need to go to. So I think increasing accessibility [downtown] is important, but offering something over there just to improve community connection would be a good idea [too]."

"To be honest, I don't go many places in Geneva.... I go do my shopping and I come here, I go to church but I don't spend my time [in] a lot of places in Geneva. I think that's because there's such a difference, there's no kind of middle ground I think anywhere. It's kind of like if you're this kind of person you can come here, and if

you're this kind of person you can come here, but don't cross that. So it kind of makes you not want to do anything. It makes you want to just stay away. You don't want to kind of cross the line you're not supposed to cross I guess."

"I don't have money like that to spend. I feel like if you go in a place and you are trying to buy something but it's this much money that you don't have, and then you walk out, it's like, look at how she's dressed, you know, look at her hair. She obviously can't afford to come in here."

"It seems like there's a real divide between income and between race as well and if there was a better bridge for the gap so that we can integrate better and seamlessly, I would like that. I feel like there are certain places that white people go and certain places that people of color go and it would be nice if we could all go everywhere and everyone would go everywhere."

"[Hispanic residents] do have [the desire to connect with Geneva], they do have it. But they're hiding like the cats. You know? They wanna come out; I wanna come out. And I'm the only one here today. The only Hispanic. They have a problem. They don't all know the language."

These transcript quotations suggest that there is a problem of class and race-based segregation in both the residential and commercial areas of Geneva. Participants who shared their experiences of segregation also frequently offered potential solutions. Suggestions for reducing residential and commercial segregation included offering more events, activities and spaces that are accessible to all Geneva residents, advertising via mechanisms that reach a broader population, and providing more options for mixed-income housing throughout Geneva. Of course, another appropriate strategy would be the enforcement of fair housing laws to minimize illegal housing discrimination.

2. Mobility & Opportunity (MO)

A second set of stories that the Big Talk data highlight are stories about the challenges that Genevans face in regard to both mobility and opportunity. While these challenges certainly overlap with the experiences of socio-spatial inequality expressed above, the data emphasized in this section tell us more about the ways that people move (unevenly) through Geneva's urban space, and about the pushes and pulls that influence this movement in both social and spatial terms. In this section, the codes and code patterns stress experiences of disablement, transportation difficulties, and challenges in both getting to one's workplace and maintaining stable employment.

Disability , Age, Housing, Safety, Seating, Sidewalks, Walkability, Traffic

The code *disability* arose from research participants' experiences living with physical and mental impairments within the City of Geneva, including those who have become temporarily and/or permanently disabled as a result of accident, health, or age. The word "disability" itself refers to the social model of disability, in

which the spaces that surround such persons with impairments create a disabling environment by not adequately accommodating their different physical needs. This definition is common in public health policy, and is the definition upon which the Americans with Disabilities Act (ADA) was founded. In Geneva, the accommodations missing for persons with disabilities include outdoor benches and seating, reliable and frequent transportation options for local and regional travel, year-round walkability within downtown and lakefront, safe street crossings, adequate parking options, and well-maintained sidewalks and streets.

"I've been over here twice to the BID people. A few years ago we used to have these green benches. And they're stored somewhere. And we need more benches around town, especially the parking lot area."

"There are a lot of very obvious things that we could use, like the overpass from 5 and 20, getting back and forth from there and housing for seniors, these are things that are very very vivid and obviously aren't going to go away unless we do something to fix it."

"Last I heard there were 62 people on the waiting list to get in [to disability housing] plus another 82 that didn't live in Geneva."

"The other thing is handicapped accessibility. In the lots for overnight parking there's no handicapped spot that's closer, so you can't be handicapped in downtown and have a close parking spot."

"Last winter, here I am, I'm so scared because all the sidewalks are icy because the sidewalks aren't very well maintained, that's another issue too, walkability-wise, but I had to park really far away and walk on the icy sidewalk.... The accessibility of downtown, I know that a lot of buildings are working on it, but there's still a really long ways to come and we need to kind of look at you know what direction we're taking. There are some small changes that can be made that really help opening up accessibility to everybody."

"It's hard because a lot of the buildings are old. I can't go into the Opera House; I can't go into the pizzerias and the restaurants. I can't get up those, you know I can't find a place close enough to park and it's really frustrating, but what are you gonna do?"

"[Bicentennial] park...I have never seen anybody there...I think it's hot, it looks like there is no shade, there's nothing to invite you to sit down for a while....And I wonder too if because of the height and the way that it is graded, I don't think that a lot of people [my] age would go walk up to it, it wouldn't be very approachable for [the elderly]."

"I like [the] idea of the tram because that is why I don't come down to the Friday night, the Geneva Night Out. Because I can't walk that much. You know, and it would be so nice to be taken somewhere and walk a little bit, and be taken somewhere else. Like [the horse drawn carriages]...Or the cyclists where you sit in the back and they cycle you."

“Out here [Seneca and Exchange], going from our front of our building across to the bank I’ve gotten almost hit twice. That close. The pedestrian sign, they always have it over on the other street from bank to bank but they don’t have it here. And they need it here most of all because of people that have wheelchairs.”

These transcript quotations suggest that Genevans’ experiences with disability are diverse and multifaceted, and therefore, that providing adequate accommodation requires an understanding of the different challenges that people face in regard to mobility within the City. Persons with disabilities in Geneva cannot benefit from all that the City has to offer until there is more adequate seating and parking, safer street crossings, year-round sidewalk maintenance, increased options for local transport, and better access to downtown venues.

Transportation, Bag Limit, Busses, Disability, Food, Jobs, Taxis

The code *transportation* was often associated with stories about the bus system in Geneva. There was a general consensus among research participants that the bus system negatively impacts working class residents through limited scheduling and unreliability. Participants complained about their inability to get to work on time via the bus system, as well as the “two bag limit” that makes it difficult for individuals to do grocery shopping via bus. Many participants also noted that the bag limit exacerbates the “food desert” that spans parts of Ward 4, 5 and 6. Lack of adequate signage and winter weather shelters for bus travel were another complaints. Some participants also noted that while Geneva’s taxi service has improved somewhat, the cost of taxis makes them inaccessible to most working class Genevans. Walkability in certain neighborhoods is also hindered by poor sidewalk conditions. Many participants also noted that traffic in certain areas and on certain streets make walking and bicycling dangerous.

“I think my challenges in getting work in Geneva were always the transportation issue. Because the bus runs, I mean you have to be to work on time obviously, and by the time the bus picked you up in your area, unless your willing to go to work, well like I was an early morning shift person [and] I could take the bus in at night but by the time the bus got there I was always ten minutes late for work. And you could take a cab, but that cost you \$6-\$7 dollars now.... When you are a minimum wage worker taking a cab so you can make sure you get to work every day or relying on the bus and being late every day, [it] is a huge issue. It causes a lot of conflict at work.”

“Public transportation [is a big issue]. While I knew there were certain limitations, I was not sure on the limits in the number of bags each person could take with them. (Name) says it is one, so that is kind of difficult on a person who does not have transportation going to the store to buy groceries.”

“We need to have more busses. There are only about five of them now and it is difficult with the scheduled times they currently have established. Sometimes they

do not get there at their scheduled times and people have to take a taxi. There should be more buses.”

“On the stop here at the downtown, there is a stop at 6am and another one at 9, and at 2pm and then at 5. There are too many hours in between runs; people are constantly waiting to get service until the next one.”

“The taxi costs more. On the bus you only pay one dollar, the taxi you pay anywhere from five dollars depending on the area that you are going to in Geneva, if you are going to Wal-Mart then is six dollars. If you are going to Waterloo, you will pay about sixteen dollars round trip. That is if you are traveling outside of Geneva. On the bus you end up paying two dollars round trip.”

“I think that the bus needs to go more places, more often, [and] more clearly designated, so that you bring these different communities, you offer them a way to get to different segments of your community. And I think we need a supermarket in downtown Geneva.”

These transcript quotations suggest that the current bus system in Geneva does not adequately serve the needs of low-income residents and workers. As a result, these Genevans are disadvantaged in seeking and maintaining employment, obtaining adequate food or other household needs, and generally benefiting from the resources and amenities that the City of Geneva has to offer.

Jobs, Busses, City Ordinance, Homogeneity, Language, Transportation, Wages

The code *jobs* was frequently associated with a number of other codes that, taken collectively, indicate that low income and non-white Genevans, particularly, experience difficulty getting and maintaining employment. Notably, the code *jobs* was also associated with the code patterns for *homogeneity*, *racism* and *transportation*, discussed above. This association indicates strong connections between low income and non-white Genevans’ employment experiences and their experiences of exclusion, discrimination, and relative immobility.

“Like in any community, being able to find a job in order to survive [is very important].... I think Geneva is limiting in terms of jobs, if we wanted to become entrepreneurs we wouldn’t even be able to do much because it has a set of rules that do not allow other businesses that are different than [an established local business], for example. The rules are strictly defined and do not allow the community to open up.... Like how many people signed the law in 1994 ‘No sidewalk food vendor’?”

“In terms of jobs, I can tell you about clients that have come to my [business] and they are young people who struggle to find jobs because they do not know enough English....and this is a problem because here there are factories in which people only need to be standing up in front of a machine.... I think that people should not be denied a job in a factory working with machinery if that person is able to read what the machine says but cannot communicate with another person. [Question: Do you

think these are typical problems?] Yes, speaking English and besides that racism. For being Hispanic because they don't want them to speak Spanish."

"I look at both of my kids, my younger son's doing well, he and his wife work and still it's a little hard for them to manage their money. But my youngest son...he's a seasonal worker. And you can't live on just that one income. You have to have two jobs. And I think there are a lot of people like that; like, to say you're a hairdresser or a bartender, where your income is say \$18-20,000."

I just loved it, like when you are working, interacting with the people.... you get the same customers every day; they are very loyal.... I would come back but trying to get help for my medical issues right now is like, you know, I'm fighting an impossible fight with the Medicare system.... because I have really severe (medical condition) ... and so if I was to stand on my legs all day for 8 hours a day, I would be a mess."

"I wanted to support what she was saying....As far as equal opportunity I think [it] is one of the biggest things that [makes it] hard for the minorities to get employed around here. One, equal opportunity should be pushed at these employers because I've [had] countless times where... the door was closed in my face because I showed up. And I was already sold on the phone, but I showed up and it was a different story. Countless times.... So I've dealt with that a lot. And... also, like you were saying, these people need to be trained out here. Some of these... guys out here, they don't have nothing. They don't have the ability. They need [help] to find that ability."

"As a person who is looking for work right now, it's tough. I'm over 50, I don't exactly look that feminine, if you know what I mean, and I'm Jewish. So, it's like all these things put together... And a lot of the part time jobs are very low paying, which is fine, you know, I'm just looking to make some money, and they're looking for someone who's a college student.... They're not gonna hire me."

"Yeah we need to attract some big national company. I don't know how we're gonna do it. The little town I grew up in outside of (another town), we had (a big company) as our primary employer. There was always jobs for people.... Times were different. [Now] a lot of [the jobs] are not year round. A lot of them don't carry benefits like health insurance and paid vacation and sick time."

These transcript quotations suggest that Genevans experience employment difficulties for a variety of reasons, including language barriers, racism, sexism, ageism, and lack of training. In addition, many low-income Genevans struggle in low-wage, part time jobs that have no benefits or security. These conditions make it difficult to both obtain and maintain adequate employment. While some participants noted that these struggles extend beyond the City of Geneva, others specifically pointed to obstacles that the City of Geneva itself could help to mitigate. For example, the City of Geneva could help to ameliorate these employment problems by working to attract more employers who offer living wages and health benefits, offering job training programs for those seeking employment, and helping residents to manage equal opportunity employment complaints.

3. Community Connection (CC)

A third story that the Big Talk data tell is one about a community both connected and divided. This story highlights the ways that urban spaces in Geneva can bring people together, as well as the ways that Genevans continue to be separated across lines of social difference. The codes and code patterns tell us about downtown spaces that offer opportunities for connection – the lakefront, the library – as well as residents' dreams of new spaces for gathering that are more open and accessible to all of Geneva's residents and visitors.

Accessible Space, Activities, Bars, Connection, Evening Space, Library, Kids

The code *Accessible Space* refers to accessibility in the broadest sense, considering the variety of factors that make spaces accessible or inaccessible to different people. Here, accessibility includes not only issues of disability access, but also cultural differences, social norms, economic inequities, and age differences. This code therefore has strong relevance to the discussion of segregation above, as it describes the ways that research participants sought to identify and imagine spaces that did not further segregate Genevans. The library and lakefront, discussed further below, were considered by many to be the most accessible spaces in Geneva. Participants also suggested that it would be good for both youth and adults if Geneva had evening spaces for gathering and connection that were not related to alcohol. Examples include a nighttime coffee shop and activity spaces for youth and families.

"I think it goes back to what we talked about too. To have more space to have people loosely and informally meet. There's really not a whole lot of places to like, do more shopping, just sit down sit down and take a break, you might see your friend, or just encourage people if they are out to spend a little more time and the might spend a little more money make stronger connections to other people in the community. Just have more seating, I mean like, a secluded area where you can sit and think."

"I think, you know, you've seen places come, places go and things have changed a lot just around these couple blocks, but there's not too many places that are a middle ground [between rich and poor]. It's a lot of one end or the other."

"As far as an actual kind of place to just go and spend time with your kids to have fun and not have to spend a lot of money, I don't see much more than down here. That would be nice, to be able to go and, like I said, not have to spend a lot of money, but not just a park. You know something a little bit more fun than that, interactive."

"About most of the stores close up around 5 o'clock. It would be nice to have something that would stay open like 8, 9 at night to, other than bars and restaurants."

"I wish that we had um, sort of a coffee shop kind of space that was open in the evenings, because you know, Opus is not open in the evenings, the FLLounge sometimes is when they have events, but not always. And just a place you know, for those of us who work during the day; where maybe later on we could come in...and we could meet with people and relax a little bit."

"I have a teenage daughter, and [besides sports].... there's nothing for her to do, and when these kids seem to wanna hang out on the corner because that's all they have to do, they're told to move. Most of them don't have cars, they can't drive to Rochester an hour away to do anything, the City's spending all this money on the lake, what about the residents that have children that are teenagers? They need something to do."

I know Geneva's little, but just something here that's like fun and entertaining.... up to date too, I still love Geneva but just something up to date that would be fun to do here especially for like youth cause there's nothing for us to do; the Flounge is the only thing, [and the] ice skating rink and that gets like worn out after a while."

"I think too, having more community events, more community participation. Like free movies in the summer where families can go and sit outside and do that, family activities. And I would hope that the bridge would be gapped between the different poverty levels or income levels."

Taken alongside previous comments regarding segregation and disability access within commercial spaces in Geneva, these transcript quotations suggest that many Genevans do not feel as though the commercial spaces in downtown adequately serve their needs. While there are quite a few bars and restaurants, there are few if any that invite connection across lines of social difference. These comments indicate that research participants are looking for new ways to connect across the City's racial, class, and age-based divides. The participants suggest that the City of Geneva could encourage these connections by helping to generate new spaces that accommodate and attract diverse groups, including spaces that are open to youth.

Lakefront , Activities, Attractions, Connection, Kids, Parks, Swimming

Related to the above discussion of accessible space, the code *lakefront* details Genevans' experiences of one of the City's most popular places. Research participants repeatedly mentioned the lakefront as a popular public space for both residents and visitors, and most participants – with a few notable exceptions – deemed it an accessible space – that is, a space in which a diverse group of Genevans can feel comfortable and perhaps even connect with one another. The open and undeveloped lakefront was also considered by most research participants to be an attraction – an amenity that can attract new residents, visitors, and perhaps even new business investment. Nevertheless, many participants also considered the lakefront to be cut off from the rest of the City, and suggested that increased connection between the downtown and lakefront areas should be a priority.

"I enjoy the lake. Over by the park. That's where I like to go down to walk. It's where I get grounded."

"The lakefront being open access to the public. I like being able to go down there and walk around freely. It's one of the only Finger Lakes that you can really do that."

"I'd say lakefront definitely [is an important public space] because it's open, because it is just fun to people watch. You know, it's better to walk but it's fun just to people watch, just because everyone is there. They are either biking or walking or pushing strollers...it's really so family friendly."

"I think [the lakefront is] important, because...if you're into wine and a wine tour you're all set. But, if you have a family, and you have kids, we don't advertise the other things that Geneva has. And I think that it's important, and to me, keeping the lakefront open, I mean I think our slogan should be Mile or Two of Open Lakefront to bring families in. The wine trail is fine, the beer trail, the cheese trail, but we need things for families too."

"The park [and benches]...[the] entrance to the Seneca Lake State Park - it's a God send for me because I can't really get out into nature. And also the parks in the neighborhoods, the little book drops...."

"I would say that if I woke up and Geneva was my ideal city, there would be first of all, no vacant store fronts and in fact, there would be new store fronts on 5 & 20 facing the lake and also there would be access so that people could walk through downtown...I would want to see enterprise not on the lakefront, but facing the lakefront so that people could walk down and...cross over...to the lakefront to chillax because there would be recreational places there."

"I like the convenience because I can walk from [downtown]. I would like it to be something I didn't have to cross the road because that light changes quick, but sometimes I go under the underpass and go that way, but can't right now [in the winter]."

"Another thing I would like to see is better access to swimmable beaches."

"It's hard for many of us city residents to make it all the way down to the safe part. It's a long haul when it's 90 degrees and no matter how you get there it seems like [a long way]."

"You know, people complain to me and it's not like there's anything that I can do about it, there's no place for people who don't have the money to take their children swimming. They can't afford the fee to get into the State Park and so where do they take their children swimming in the summer? (Crowd supports her with affirmations). And it would be nice, if there was some kind of sliding fee, or something where people who are on a low budget, could take their children. It's hot, you know, what do we do? We have a lake here and the poor children can't go swimming."

These transcript quotations demonstrate that many Genevans enjoy and make use of the lakefront (in addition to other parks and public spaces), and that most consider it to be an accessible space. However, the above comments also demonstrate Genevans' use of the lakefront is somewhat limited by both disability and income, and therefore that access to this amenity could be improved with greater attention to issues of walkability, transportation, and cost.

Library , Accessible Space, Activities, Comfort, Downtown, Kids

The code *library* highlights Genevans' experiences with a well-utilized and valued downtown space. Many research participants considered the public library to be the most accessible space in Geneva. According to participants, the library is accessible because it is free, is walking distance from many (though not all) neighborhoods in Geneva, has various kinds of programming for different social groups, and is a place where most in the community seem to feel comfortable and welcome.

"I like the library very much, and the fact that they have a lot of programs there like in the summer time they have programs out on the patio, music, and that was wonderful. And they have nutrition, they have this lady come in, and she talks about nutrition."

"The library [is an important public space].... You can sit on the computer for a while. You can read a book in silence if you want to. It's quiet. It's peaceful."

"I was gonna say too cause we were just at the library...but you can get upstairs, I never knew that, there's a whole wall that you can buy a whole bag of books for 2\$."

"One of things we didn't mention that [Geneva has] to offer is the library. It's so accessible; you can walk over there in a minute. They're helpful."

"It is a draw...for the young people as well as older people and they're helpful. I use it all the time and so does my husband. We're over there every week. And it's a good socializing place."

"I am a library person so I love the library and I think we have a very good library here. I think they do a great job and in the summer, they had their porch music, anybody can go to that; it was phenomenal.... When I go in there I feel like I'm home, I can find books and culture and...I think it would be great if more people realized the library is a wonderful place."

"One of the public spaces that I feel comfortable going to is the Public Library. I feel that the Public Library in downtown has many accommodations, public spaces and other not so public spaces where we can feel comfortable going there to do homework or read a book."

To many research participants, the library represents a place of belonging – a place where Genevans' feel comfortable going, meeting others, or just spending time alone. This sentiment held true across many of the social groups who participated in the Big Talk, including among people of color, Spanish-speakers, low-income residents, persons with disabilities and youth. It is worth noting, however, that the library (along with, in warmer months, the lakefront) stands as the *only* truly accessible space for many disenfranchised Genevans. Meanwhile white, middle-class Genevans tend to be comfortable in many downtown commercial and public spaces.

Through the organization of various codes and code patterns into three thematic sections – *socio-spatial inequality, mobility and opportunity*, and *community connection* – the Findings section of this report has provided the reader a summary of the transcript data that were generated by the Big Talk dialogues.

Acknowledgements

This research was made possible with a generous grant from the Young Memorial Trust. Special thanks also to Dr. Emad Rahim for running the appreciative inquiry workshop, and to all facilitators, note takers, and transcribers who helped with this research, including: Donald Golden, Henry Augustine, Jackie Augustine, Iris Gonzalez, Sophie Halter, Kathryn Slining Haynes, Sage Gerling, Ryan Mullaney, Janice Loudon, Brandon Bryant, Graham Hughes, Mary Kubinski, Mark Gramling, Fred Brockway, Meredith Beckley, Doug Reilly, Beth Henderson, Michelle Modera, Jim Gregoire Anne Nenneau, Pat Guard, Alejandra Molina, Molly Dietrich, Darlene Polanco Wattles, Noah Lucas, Bennett Loudon, Julie Coleman, Jeremy Wattles, and Khuram Hussain. Thanks also to all of the City residents and workers who participated in the Big Talk dialogues.

References

- Hesse-Biber, S.N. ed. (2013) *Feminist Research Practice: A Primer*. Sage Publications.
- Saldaña, J. (2012) *The Coding Manual For Qualitative Researchers*. Sage Publications.
- Tools for Social Change (2015) "Big Talk in the Little City" (unpublished documents)

Survey Summary & Analysis

For Geneva's Comprehensive Plan

Prepared by Patrick McGuire

April 2016

A. Introduction.

The steering committee for Geneva's Comprehensive Plan (GCP) for Geneva, New York, in consultation with the GCP consultants, czb, LLC, created a questionnaire to survey residents on a variety of issues related to the vision, values and needs of the City of Geneva over the next 15 years. The survey was part of multiple outreach efforts outlined in the project scope with one of the funding sources: The New York State Energy Research Development Authority (NYSERDA). Our consultants directed us to develop a vision of the City based on common or at least shared values for the residents as a basis for policy recommendations to become the city our residents envision.

B. The Survey and Questionnaire.

The questionnaire was designed to measure the residents' perceptions of their city. The structure of the questionnaire sought demographic information for city residents by neighborhoods, employment and place of employment, owner/renter, and length of residency in Geneva, household size, race, gender, household income, age and education. The categories were chosen to determine how well the sample represented the actual population and how the responses by demographic characteristics answered the values and vision question (a comparative analysis). The survey questionnaire appears following this report and the questionnaire includes a map of the eleven neighborhoods in Geneva. The questionnaire requested an electronic response to maintain confidentiality. Some respondents requested a paper copy. The paper copies were kept in a secure location and entered into the data base by staff after which the paper copies were destroyed.

The committee decided to design the questionnaire to be available for all residents. As a result, the collected data reflects the overall responses of the residents but are not a representative sample, that is, a representative sample that could be used to provide levels of significance that the sample responses represent the opinion of the entire population. Rather, the sample responses provide the general sense of the population on a variety of issues. We desired to give voice to the residents so that they felt part of the process. The questions were designed to elicit a measure of agreement or disagreement on specific issues related to the vision and values of the community over the next 15 years. The range went from strongly disagree to strongly agree, a range of 7 possible answers and the resulting summary measure would be comparable across a range of choices (See the questionnaire in Appendix A for the actual categories of responses). The results presented in the report will be by aggregate or average score. A numerical value from 1 (strongly disagree) to 7 (strongly agree) will reflect the sense of the respondents for a specific question. An average score of 1.0 would mean unanimous strong disagreement with a particular value or vision, and an average score of 7.0 would mean unanimous strong support or

agreement on a particular value or vision. The detailed responses to the demographic questions addressed in the report are provided in Appendix B.

The scores from the disagreement/agreement scale will be used to provide some guidance to the committee and our consultants on the resident respondents' level of agreement on our shared values and vision for the city and our priorities for suggested policy actions. The report also provides a brief summary of the comments and some direct quotes from the open-ended comments to the questions on the survey. Both of these analyses and discussions along with the "Big Talk in the Little City: Findings and Analysis" from the Tools of Social Change report by Jessica Hays-Conroy (this report also appears in Part 3), was used to help guide our discussion of the Vision and Values for Geneva. "Big Talk in the Little City: Findings and Analysis" provides a qualitative examination of the responses for various groups in Geneva who were underrepresented by the general survey.

The survey report was viewed and used as data to inform our decisions on the comprehensive planning process. The more data about the community we have to analyze, the more cohesive and comprehensive will be our perception of both our vision and the values we cherish, and hopefully, the plans necessary to move toward to our goals over the next 10 to 15 years.

C. The Responses: Demographic Profile.

Appendix A contains the results for the survey for each question and Appendices C, D and E contain results of crosstabs of neighborhoods, income groups and renter/owner for questions 15 – 19, question 24 and questions 26, 27 and 28. There was structural problem in the questionnaire with questions 8 and 9 on race and we could not use the results. There was also a problem with question 20 that asked respondents to rank in order of importance to Geneva, certain values or characteristics. Unfortunately, the rank was 1 – 4 on the paper copies and 1 – 5 for the online copies. This error made it impossible to present summary data. The discussion presented below uses summary data with reference to the specific data table in the Appendix B. Approximately 87.9 % of the respondents lived within the 14456 zip code with the majority of the remaining residing in the surrounding zip codes. 11.8% of the respondents lived in the Town of Geneva and 8.4% lived outside the 14456 zip code. 75% of the respondents were employed, 15.6% were retired and the remaining were unemployed or not looking for work. 74.9% of the employed workers lived in the City of Geneva which indicates that 25% of employed residents work outside Geneva.

For Geneva, 78% of residents own their homes while 22.1% live in rental units. 38.4% of respondents have lived in Geneva for 20 or more years, 18.3% of respondents lived in Geneva for 10 to 19 years, 14.0 % for 5 to 9 years, 14.7 % for 4 years or less. For household size, residents with one member represented 21% of households, two member households represented 33.6%, three to five members, 38.7% and more than 5 members, 3.5%. 85.8% of the respondents were white, the remaining percent could not be counted by specific category of race other than non-white due to an error in questions 8 and 9 in the questionnaire. For gender, 59.7% of respondents identified as female, 37.5 % as male and the remainder as other or no answer, 2.8%.

For household income, 19.1% had income of less than \$40,000, 30.7% had household income of between \$40,000 and less than \$80,000 and 38.1% had income of more than \$80,000. 5.9% of respondents were less than 18 years old, 6.17% between 18 – 24, 14.8% between 25 – 34, 16.5% between 35 – 44, 18.4% between 45 – 54, 21.5% between 55 – 64, and 15.6% 65 or older. Finally, for the highest level of education, 5.4% of the respondents had less than a high school education, 12.8% completed high school, 13.4% completed 2 years of college or a technical/associate degree, 4.6% were in college, 22.0% completed college, and 39.0% completed some post graduate work.

D. Analysis of Results.

For the questions in the survey, the approach sought to obtain a sense of the importance of various characteristics, values and visions for the residents of the city of Geneva, New York. The response requested was to agree or disagree with the particular value, vision or characteristic mentioned in the question. For example, for question 15, the respondent was asked if they agreed or disagreed that our natural setting was one of our most important values, that is, we should protect and strengthen our natural environment, preserving views and using agricultural resources. The respondent was asked to choose one of the following levels of agreement. The level of agreement or disagreement each had a numerical value associated with the responses: strongly disagree (1), disagree (2), somewhat disagree (3), neither disagree nor agree (4), somewhat agree (5), agree (6), strongly agree (7). Each level was given a numerical value as indicated in brackets next to each level. These values were added together for each respondent and divided by the total response to each level to derive an aggregate score for each question.

1. Values (questions 15 – 19).

For questions 15 – 19 the question and the aggregate score appears. The complete data appears in Appendix B for questions 15 – 19.

- a. Question 15: Our natural setting (Protecting our natural environment, preserving views, using agricultural resources) is important to protect and strengthen.
Score: 6.199.
- b. Question 16: Our small town character (community members helping each other out, collaborations, sense of connection, charm) is important to protect.
Score: 6.169.
- c. Question 17: Our culture heritage (our diverse identities, traditions, customs, and history) is important to protect.
Score: 5.764.
- d. Question 18: Our arts, architecture and cultural heritage (our festivals, cultural centers, architectural and artistic assets) are important to protect and strengthen.
Score: 6.079.
- e. Question 19: Our economic prosperity (job availability, job growth, property values, overall financial health of government and community) is important to protect and strengthen.
Score: 6.390.
- f. In summary, a ranking of the responses to questions 15 through 19 reveal the following by the strongest score for agreement:

	<u>Score</u>	<u>Community Values</u>
1.	6.390	Economic Prosperity
2.	6.199	Natural Setting
3.	6.169	Small Town Character
4.	6.079	Arts, Architecture and Cultural Assets
5.	5.764	Cultural Heritage

2. Vision (question 22). A community vision describes what the community is working towards for the future. A vision describes the place we want Geneva to become after years of hard work and collaboration. The vision is supported by our community values. The Steering Committee and the planning consultants would like your opinion of the five vision words for Geneva. How well does each of these words capture your vision for the Geneva you want to live or work in?

	<u>Score</u>	<u>Vision</u>
a.	6.11	Beautiful
b.	5.77	Sustainable (environmentally and fiscally)
c.	5.59	Diverse (economically)
d.	5.43	Connected (with each other)
e.	5.36	Fair (social equity)

3. The current and future income distribution (question 24). Approximately one in five residents in the City of Geneva live in upper income households; one in three live in low income households, and middle income households have been decreasing for some time. The Steering committee proposes that city government and community partners focus on retaining and attracting middle income households and helping lower income households rise to middle income households. Do you agree or disagree with this priority?

Score: 5.565

4. Existing conditions or places (question 26). Pretend someone told you that all of the following conditions or places in Geneva are working well or are in excellent condition. Do you agree or disagree with their positive assessment for each of the following?
- a. Ranking by score (the higher the score the higher is the agreement that the places or conditions are working well or are in excellent conditions. A score of 4.0 would indicate the respondent neither agreed nor disagreed that the condition or place was working well or was in excellent condition. The lower the score the less agreement the respondents had that the condition or place was working well or is in excellent condition).
- 1) 5.12 Overall beauty of the city.
 - 2) 4.95 Geneva's parks.
 - 3) 4.85 Housing options for households doing really well economically.
 - 4) 4.61 Downtown.
 - 5) 4.62 Housing options for middle income households.
 - 6) 4.49 Main thoroughfares/entryways into/out of Geneva (Rt. 14, 5&20).
 - 7) 4.32 Housing options for lower middle income households.

- 8) 4.00 Housing options for households struggling economically.
- 9) 3.95 Overall financial health of city government (Geneva).
- 10) 3.76 Overall financial health of the local economy (Geneva).

b. Property Taxes (question 27). Property taxes are a tricky issue. Some feel that local taxes should never go up, for any reason. Others believe that more local taxes might be acceptable, but it would depend on the issue or priority addressed. Would you agree or disagree to a tax increase to pay for the following objectives:

- 1) 4.95 Environmentally sustainable programs (e.g. energy efficiency, water quality).
- 2) 4.63 Improved quality and maintenance streets and infrastructure.
- 3) 4.52 Improved quality and maintenance at major road intersections.
- 4) 4.46 New parks, trails, green spaces and connections among them.
- 5) 4.36 Better parks.
- 6) 4.35 Business development for downtown (Geneva).
- 7) 4.02 Incentives for the construction of new affordable housing.
- 8) 3.85 Incentives for the construction of new middle and upper income housing.

c. Comprehensive Planning Priorities (question 28). Comprehensive planning is, more than anything else, about prioritizing the work ahead as our community aims for specific goals it hopes to achieve in the future. Actions toward that future must be meaningful, but also realistic considering limited resources. Below are several of the options that **COULD BE** city priorities. Do you agree or disagree with the City adopting the following priorities?

- 1) 6.15 Stimulating the local economy, more jobs for higher pay.
- 2) 6.05 Redeveloping blighted (run down) areas in the City.
- 3) 5.64 Improve downtown Geneva as a shopping/restaurant center.
- 4) 5.56 Increase the size and percentage of middle income residents.
- 5) 5.28 Improve the physical image of the city's entrances.
- 6) 5.10 Convert Geneva to a carbon neutral city.
- 7) 4.97 Stimulate non-subsidized housing development in all neighborhoods.
- 8) 4.46 Develop more downtown housing.
- 9) 4.12 Make Geneva more affordable to poor and low income households.

E. Summary and Analysis.

The survey was conducted on line and by paper copy available at various sites across the city. The paper copies were completed by the respondent and then entered into the Question Pro (the online program used to conduct of the survey) by the staff at the GNRC (Geneva Neighborhood Resource Center). There was also a Spanish version of the questionnaire and volunteers from the community translated the Spanish responses and then the responses were entered into The Question Pro.

The Question Pro system was done through czb, LLC consultants, the planning consultant firm used for GCP. The final results of the survey as compiled by Question Pro indicated that 684 questionnaires were started and 678 were completed. However, the population of the

respondents did not necessarily answer all the questions so the total responses per question varied from a low of 600 respondents to a high of 655 respondents to the questions included on the survey. The response of between 600 to 655 completed questionnaires is a robust response. The percentage distribution and the final measure of agreement or disagreement we feel are an accurate reflection of the sense or feeling of the Geneva community related to these issues.

The decision was made early in the process of creating the survey that the committee preferred to provide the opportunity for all residents to respond, so it was available to community members in the Geneva area, including non-residents, to obtain a broad-based response. Since we did not create a random sample to represent a particular profile of the Geneva area, the results cannot be submitted to a significance test that would measure the statistically accurate representation of the local population responses. We therefore do not present tests of significance. Rather, we sought a broad-based sense of the Geneva community on a variety of issues that the committee felt would be helpful in our work in the creation of the 2016 Comprehensive Master Plan for the City of Geneva. We wanted to know what our community felt about a variety of local issues and the policies that might be needed to address some of these issues.

The results presented above were the aggregate response to the survey questions. We also examined the sense of particular groups within the community on many of these issues. These cross-tabulations are presented in Appendix C (responses by neighborhood), Appendix D (responses by income) and Appendix E (responses by owner/renter). These tables do provide some distinctions in the data that are not revealed by the aggregate data as summarized in the discussion above. In addition, the results presented in Appendices C – E are presented in number format by agreement/disagreement categories, percent distribution, and aggregate score (as presented above). All the data presented in Appendices C – E have responses from at least 600 to 655 individual questionnaires.

An Analysis of Results. The following analysis assumes we are trying to gather the preferences of the community on a number of issues. We included questions on values of the Geneva community and also questions on a vision of what our community feels should be our goals for the future. We are limited by the values and vision statements included in the questionnaire. The following analysis attempts to provide some interpretation of the results that our survey provided. Our assumption is that the survey provides unique data on the Geneva community, and now we want to determine what if anything it tell us. What criteria should be use? We propose a simple criteria.

- a. That is, when the resident respondents score indicates general agreement or strong agreement, we will score these values, visions and policy priorities as acceptable or preferred. If the score is 5 or above then the values, vision and policy priorities are acceptable.
- b. If the resident respondents score indicates disagreement or neither agreement nor disagreement, then we will score these values, vision and policy priorities as unacceptable. That is, a value of less than 5, including 4.5 to 4.9.

- c. In effect we are using 3 agreement categories to accept a vision, value or policy (5-somewhat agree, 6-agree and 7-strongly agree). We use 4 categories for unacceptable (4-neither agree nor disagree, 3-somewhat disagree, 2-disagree and 1-strongly disagree).

Values (questions 15 – 19). All value scores exceed the minimum value of 5.0. The values presented on page 3 are agreeable or acceptable for the representative sample.

Vision (question 22). All value scores exceed the minimum value of 5.0. The vision statements presented on page 4 are agreeable or acceptable for the representative sample.

Present conditions (question 26). The resident respondents did not agree or disagreed that the conditions described in question 26 are in excellent condition, except the overall beauty of the city (score 5.12). Despite agreeing on values and vision, the majority of the resident respondents did not agree that the conditions describing the city are excellent or working well (3.76 to 4.95). Another way of looking at the situation, the residents see many problems in Geneva that need to be addressed before our vision can be achieved and the rankings for question 26 provide the relative rank of importance for each activity with City parks close to acceptable at 4.95 and the financial health of the community at 3.76 the least acceptable condition in Geneva for resident respondents.

Tax Priority (question 27). The resident respondents do not agree that any of the priorities mentioned would be agreeable to support with a tax increase. Only support for environmentally sustainable programs achieved a value close to the minimum value of 5.0 necessary to support the activity with a tax increase (4.95). The activity to receive the least support, the least agreement for support, was more incentives to support construction of new housing for middle and low income households (3.85). It is important to mention that the choices presented in question 27 included the issues the committee felt were currently important for residents of the City of Geneva, namely infrastructure issues such as road conditions and infrastructure (water, equipment, buildings etc.) as well as resident housing conditions, the conditions of the downtown, parks and the environment. Issues that require spending local revenues to address.

Comprehensive planning options (question 28). The resident respondents agreed with six out of the nine priorities listed in question 28. The most support was for stimulating the local economy (6.15) and redeveloping blighted areas (6.05). Options that received the lowest support were making Geneva more affordable to poor and low income households (3.99) and developing more housing in the downtown (4.46). Following is a second approach to interpret the results. Another option for the survey data reexamines results from a planning perspective, that is, do the results from the survey allow us to rank the values, vision and policy options from most agreeable to most disagreeable projects for the city over the next 10 to 15 years? The step here is a large one, but it asks us to relook at the data results from the perspective of the present into the future. This approach is hypothetical, but it does ask us to consider specific policy options as we look into our city in 2026 or 2030. Here there would be a preference ranking especially for the policy options, questions 26, 27 and 28.

1. The ranking for the values and vision questions listed above in rank order also shows which values are most agreeable to the resident respondents. Values by rank appear below:

<u>Score</u>	<u>Community Values</u>
--------------	-------------------------

1. 6.390 Economic Prosperity
2. 6.199 Natural Setting
3. 6.169 Small Town Character
4. 6.079 Arts, Architecture and Cultural Assets
5. 5.764 Cultural Heritage

The first four values are close in rank with cultural heritage separated from the other higher ranked values.

2. The ranking for a vision statement appear below:

	<u>Score</u>	<u>Vision</u>
a.	6.11	Beautiful
b.	5.77	Sustainable (environmentally and fiscally)
c.	5.59	Diverse (economically)
d.	5.43	Connected (with each other)
e.	5.36	Fair (social equity)

The vision perceptions all have scores above 5.0, but the ranking has separation between each community vision with Beautiful, the highest ranked and Fair (social equity) the lowest ranked. Once again these measures are for information and comparisons can be tricky. For example, does the resident community's vision for Geneva in the future consider social equity as less of a goal than a beautiful community (natural beauty) or sustainability over social equity?

3. For question 26 on the existing conditions being excellent or working well, we can see a wider separation among options but it also shows a reverse priority of conditions that are in need of the most help.

- 1) 5.12 Overall beauty of the city.
- 2) 4.95 Geneva's parks.
- 3) 4.85 Housing options for households doing really well economically.
- 4) 4.61 Downtown.
- 5) 4.62 Housing options for middle income households.
- 6) 4.49 Main thoroughfares/entryways into/out of Geneva (Rt. 14, 5&20).
- 7) 4.32 Housing options for lower middle income households.
- 8) 4.00 Housing options for households struggling economically.
- 9) 3.95 Overall financial health of city government (Geneva).
- 10) 3.77 Overall financial health of the local economy (Geneva).

The conditions in need of the most help are the overall financial health of the city government and the overall health of the local economy. Housing options take three of the next four priority positions. These ranking indicate that local residents, at least those who responded to the questionnaire feel the overall financial health of the city and the local economy needs attention. However, the reality is that these two conditions are essentially outside the city's direct control since external forces have the most impact in these two areas. Economic development would substantially aid both the city finances and the health of the local economy which is more dependent on investment and tax revenues coming into Geneva from outside. Easy to say, but harder to implement. BUT,

we must look closely at the external economic forces that could expand the economic development of the Geneva area, and the City must be a player in that game. How well the city plays in the development game will determine where we are in 10 to 15 years.

4. Question 27, the tax question relates to question 26 on the condition in the local community and question 28 on the “could be” priorities. Would the local community agree to a tax increase to support the following objectives?

- 1) 4.95 Environmentally sustainable programs (e.g. energy efficiency, water quality).
- 2) 4.63 Improved quality and maintenance streets and infrastructure.
- 3) 4.52 Improved quality and maintenance at major road intersections.
- 4) 4.46 New parks, trails, green spaces and connections among them.
- 5) 4.36 Better parks.
- 6) 4.35 Business development for downtown (Geneva).
- 7) 4.02 Incentives for the construction of new affordable housing.
- 8) 3.85 Incentives for the construction of new middle and upper income housing.

The eight priorities could be used as a preferred project list if we ignore the actual low score on the agree/disagree list, i.e. there was only one score close to the minimum value that would place the project on the community’s list of agreeable projects, environmentally sustainable programs such as energy efficiency and water conservation. However, the priority list does provide an ordering of projects that are necessary despite the revenue needed to support the projects. Two of these projects involve major expenditures on streets and infrastructure. The lowest priority projects on this “if we have to” list are suggested housing projects for both affordable housing and housing for middle and upper income residents.

5. Question 28 attempted to determine support of potential projects and asked if the respondents agreed or disagreed with the City adopting the following priorities. The ranking from above appears below:

- 1) 6.15 Stimulating the local economy, more jobs for higher pay.
- 2) 6.05 Redeveloping blighted (run down) areas in the City.
- 3) 5.64 Improve downtown Geneva as a shopping/restaurant center.
- 4) 5.56 Increase the size and percentage of middle income residents.
- 5) 5.28 Improve the physical image of the city’s entrances.
- 6) 5.10 Convert Geneva to a carbon neutral city.
- 7) 4.97 Stimulate non-subsidized housing development in all neighborhoods.
- 8) 4.46 Develop more downtown housing.
- 9) 4.12 Make Geneva more affordable to poor and low income households.

The highest ranked priorities were related to the improvement in the local economy that would provide more higher paying jobs, redevelopment of blighted areas within the city (for future use as housing and/or businesses) and an improvement of downtown Geneva as a shopping/restaurant area. The lowest ranked options were housing in the downtown and more affordable housing in Geneva. Resident respondents did recognize the need to improve the local economy as a necessary step to improve the overall economic health of the city by providing more local revenues, more jobs and more spending by residents and non-resident visitors and tourists.

The next step in this ‘hypothetical’ is to discuss a variety of possible projects that the City of Geneva might need to be the city of the future that our current residents still recognize, that is, based on the reality of the present and our potential future given current realities.

G. Open-ended Comments: Summary and Conclusions.

There were many comments made on the questionnaire in the open comment spaces provided. Many were short, others lengthy but the response to the opportunity to make comments was impressive. Many comments were negative, others positive; some offered unique suggestions and there were many common themes that ran through all the questions for which comments were requested. There were approximately (approximate because some comments were unusable due probably to computer or system errors) 166 comments on the values question (#20), 280 comments on question 24 (more middle income households and more efforts to raise up lower income households), 192 comments for question 26 (agree or disagree with the excellent condition of several areas or characteristics in Geneva) and 125 comments on suggestions on any aspect of the survey. The following section will provide a general summary of the main themes along with some direct quotes. The comment list was alphabetized to separate individual respondents from their comments.

1. Question 21. In your opinion, if there are other values that are more important than those listed in the question above (question 20), please comment below?
 - a. Many respondents provided alternative words to describe the values (the words in this list appeared several times: progressive, diversity, economic justice, vibrant, segregated, and living in the past.
 - b. Many respondents mentioned specific issues both positive and negative:
 1. 40% of residents pay taxes, overburdened and unfair.
 2. No senior housing opportunities.
 3. Need for more active and broader recreation activities.
 4. More code enforcement is needed in all parts of the City.
 5. “Stop being the HUB of low income housing in Ontario County.”
 6. Collaborative efforts between the Colleges and the City.
 7. Historic, underutilized, overtaxed.
2. Question 23. Several potential words were listed in the previous question. If you think there was one or more descriptive words missing, or if the ones listed were not appropriate, please add or comment here.
 - a. Many respondents provided alternative words to describe their view or preference for a vision for Geneva: accepting, innovative, walkable, affordable and hostile to change and “...egalitarian, engaged, enjoyable, enlightening, intrepid and unique”.
 - b. Other respondents mentioned specific issues both positive and negative.
 1. Hostility to change among locals.
 2. Downtown viability and more farm to table restaurants.
 3. Progressive and innovative are more appropriate than inclusive and beautiful.
 4. Rebalance the city’s budget to reflect equitable and appropriate distribution of income.
 5. Reduce taxes by merging the city of Geneva with the town of Geneva.
 6. Stable, vibrant, safe, isolated and prosperous.

3. Question 25. Please comment on your response to question 24. Approximately one in five of residents in the City of Geneva live in upper income households; one in three residents live in low income households, and middle income households have been decreasing for some time. The Steering committee proposes that city government and community partners focus on retaining and attracting middle income households and helping lower income households rise to middle income households. Do you agree or disagree with this priority? This question generated 280 comments, the largest number of open ended comments from the survey.
 - a. There were many comments on how the City could actually attract middle income households to Geneva and how to move lower income households to middle income.
 1. A larger income does not turn a person with no character into a person of character.
 2. Geneva 2020 Success for Geneva Children. Such programs are essential to help reduce poverty in Geneva.
 3. "...can't give opportunity, must take it and own it!"
 4. "Get rid of slumlords."
 5. More cooperation between the City and Town of Geneva will help elevate low income to middle income.
 6. Invest in better paying jobs not housing programs and they (middle income households) will come.
 - b. The following are direct quotes from the comments in question 24.
 1. "... I certainly see the diversity Geneva has to offer. The community has a lot going for it, but addressing poverty is crucial to the on-going success of the community. The work being done by Geneva 2020, Success for Geneva's Children, and associated organizations is extremely important and needs to be augmented at every opportunity. Children are Geneva's future, but far too many are suffering from the effects of poverty".
 2. "As a recent homeowner in the city, I have begun to notice a real housing crisis in Geneva. Most rental properties are in terrible disrepair, and the homes that are available for purchase, aren't accessible to most income levels. I think that the city needs to find a way to get low income families into home ownership, to begin revitalizing and developing our neighborhoods. Rochester and Buffalo have housing development programs for low income and first time homebuyers... I see no reason why Geneva shouldn't be able to do something similar".
 3. "Middle income households are the core of our society; we need to provide for that core and strengthen it. We also need to support opportunities and programs that will assist lower income households' rise. Certainly creating more and better employment opportunities is important and also having a living wage is fundamental. But we need employment that provides not only economic health but also provides a way for folks to use their unique talents".
 4. "Put a moratorium on people purchasing single family homes and turning them into multi-family rental homes. Perhaps devise some sort of tax incentive or low interest loan to people who want to purchase a multi-family home and restore it to a single

family home as long as they are going to reside there. The working middle class families are being driven to the outskirts of the city and beyond as neighborhoods deteriorate as rental properties increase”.

5. “The key to bringing in middle income families and industry is a good school district. Do not lose sight of this. Changing the perception of Geneva is starting to occur with wonderful changes to our downtown area. We need to keep our young adults here when and if possible. Encouraging that by closing off Linden Street and getting shops in that cater to professionals is key as well. What has been done these last ten years makes me feel that we are on the right path.”
6. “There are too many eye sore houses when you first drive in from the thruway and they need to be cleaned up. We also make it way too easy for low income families to continue to live here with no accountability. I hear everyone say, 'Move to Geneva, they don't turn anyone down!' It is not attractive for those from middle class backgrounds to want to raise their families here”.
7. “This is pie in the sky but would like to help make it happen. Must have retirement housing. Amend subsidized regs (regulations) and tenant violations to 'penalize' landlords similar to neighboring counties. Move the county social services office out of downtown and to Hopewell. Middle class is not growing because there is no focus to help or retain them. Lower class is booming because we do everything to focus on their needs which is usually not successful long term. Our school system caters 100% to the kids who are failing and there is no focus on the high-achievers or the middle achievers to get them to a higher level. This is a huge political conversation and I wish you luck. All students need the same level of focus just as all citizens do to make a community. If we continue to focus on the wonderful things the Boys and Girls Club does for the lower income households, you will continue to attract more lower income households to Geneva. The B & G Club is not necessarily a positive for our community and good luck talking about this in a public forum”.
8. “Two points contrary to helping lower income households rise: 1) I feel that the water dept. current Red Tag and Reconnection Fee is excessive and unfair to those on fixed or lower incomes, and, 2) current proposals to raise property tax and to impose penalty and interest fees on those who wish to continue to pay property tax in two installments will cause hardship for lower income families and those on fixed income or tight budgets”.
9. “...you need to help us in the middle income be able to stay in Geneva. There are many programs for business and low income. But people in the middle don't get anything. We can hardly afford to stay in our houses let alone make repairs or improvements. There has to be something you can do to help us so we can stay in Geneva and not get pushed out”.
10. “You would have to be a great deal more specific about what you would want to do before I would either agree or disagree - if you implemented programs that would offer help, for example, in using old homes and prepping them as affordable and livable rental or sale properties for low income families, yes. If it is shaming or pressuring busy people with difficult work situations and income limitations to

pretty up their yards/homes etc. as happens on that 'See, click, say' website, then no. I think promoting interaction across racial/ethnic/religious/sexual orientation/income/ability/citizenship is the best way to begin to assist with income inequality in Geneva. The Colleges, FLCC and the schools should work to help create programs that encourage education for all of Geneva's kids and improve retention and graduation rates”.

4. Question 29. In your opinion, if there are other priorities that are more important than those listed in question 28 above, please comment below. Question 28: Comprehensive planning is, more than anything else, about prioritizing the work ahead as our community aims for specific goals it hopes to achieve in the future. Actions toward that future must be meaningful, but also realistic considering limited resources. Below are several of the options that COULD BE city priorities. Do you agree or disagree with the City adopting the following priorities? There were 192 individual respondent comments for question 29.
 - a. Comments to this questions on priorities included some additional suggestions:
 - 1) Safe environment.
 - 2) Eliminate downtown housing.
 - 3) Bridge over Route 5&20 from downtown to access the lakefront.
 - 4) City should take over trash hauling.
 - 5) Modernize zoning regulations.
 - 6) Improve city schools, mentioned multiple times.
 - 7) Senior citizen housing in Geneva city.
 - 8) Geneva as a center for the wine industry.
 - 9) More diversity for the Geneva police and all local government.
 - 10) More kid-friendly activities.
 - 11) Re-route truck traffic off city streets.
 - b. More direct comments from the respondents.
 1. “I recognize this isn't the thrust of this survey but having the best public schools in the Finger Lakes would do more to attract the kinds of involved citizens Geneva needs.”
 2. “I think I covered this in the above comments, but I do feel it necessary to bill the Town of Geneva for the things we share (water, sewer, roads, and parks) and the colleges should not be allowed to take any more private land off the tax rolls. They own most of the lakefront which would be desirable to taxpaying residents who could afford to live there. They have purchased many homes and land over the last 35 years that I have lived here....their pittance of \$195,000 contribution to the city instead of taxes doesn't begin to cover the loss of revenue over the years....there has to be some way to get more support from the Town, the Finger Lakes Health Care, Cornell, or the other tax-free property owners. “
 3. “I think we should consider putting an arboretum on the lake for Tourist and Resident enjoyment. Perhaps include a city owned shop that sells city souvenirs and plants that would be representative of our heritage as a nursery city and a place of agricultural innovation”.

4. "I wish Geneva had more usable, wide sidewalks throughout the city to encourage more walking as the city itself is not large. I also wish I felt safer walking across the city by myself, N to S and E to W. I also wish we had bike lane and safer ways to walk/bike across 5&20 and along Rte 14/ Main St."
5. "I wish the city would stop tearing down historic buildings (such as The Hotel Seneca, and the former High School across from DeSales, and the old gas station on Main Street) that can never be replaced--they are part of Geneva's history and should be protected".
6. "Programs to assist entrepreneurs and attract them to downtown Geneva. It's increasingly more difficult for them to find affordable office space downtown".
7. "Reduce the number of parks, we have too many of them. Fewer, better maintained parks would be better. Look for alternative uses for some of the existing parks. What about a destination park that could have many features to it. Housing stock is limited especially in order to attract professionals. We have enough low income housing, we need to focus on middle and higher income housing stock".
8. "The Smith Opera House should get more support. With that doing well our economy will be supported through restaurants, hotels, shopping and over all tourism".
9. "There are so many questions circling around middle and low class housing and incomes. We are seeing a FLOOD of people coming in with no jobs, no income, and large families. These people are feeding off of us. They are being set up with housing, food, services, education and eating up all of the local charities on top of that. We are attracting the wrong people. We need to look at what is attracting these people and why it is so easy for them to get set up here. The rate is rapid. Their contribution is zero and their take away is enormous. Good neighborhoods are being destroyed.
10. "It also needs to be looked at for zoning of section 8 homes. They are popping up everywhere. You can own a \$250,000 home and have a section 8 home across the street, the value decreases instantly. There needs to be some kind of limits on the zoning or the tenants. It is destroying home values of the people who actually work to pay for their homes, maintain their properties and pay their own bills and taxes. We are catering to the wrong people which is why the working people are the people looking to move elsewhere. Workers are not afraid to move, lazy people are. Look at who we are catering to and building our communities for. As a working adult when things in our houses are broken we work to pay for them and fix them, when you don't pay for anything you let it go until you have to move out then you just get a new place...".
11. "Ways to safely access the lakefront from multiple points in the neighborhoods and downtown. The access points to the lake are limited, unattractive, and not easily accessed on foot, bike, or even by car".
12. "We have an amazing lakefront disconnected from a downtown that has so much potential to draw visitors- yet half the buildings are vacant. Think of Skaneateles, it draws in visitors to its historic quaint downtown to shop and dine. We are missing a tremendous opportunity for economic growth- instead we build big box store

littering 5&20 and congesting our roads. The comprehensive plan needs to start focusing on how to make our city stand apart and be a desirable place to live!"

13. ""While it is important that there be an economic base in the city, I would place a priority on maintaining a diversity of options, recognizing that not all citizens will be able to obtain even middle-income salaries. I am not clear about providing incentives for middle-income housing development as I don't know if more housing stock is actually needed given the number of empty houses that I see - I would prefer to see us provide assistance with upgrading current housing stock. Also, development of the downtown area should be with an eye to make it welcoming for everyone, which, again, would speak to a diversity of establishments. It is good to see increased occupancy in the commercial spaces that are already in existence - maintaining the historical nature of the city does seem to be an asset."
14. "You people are wasting your time on social engineering and lunatic environmentalism. How about trying some old fashioned freedom and get (out) of the people's way?"

5. Question 30. If there was any question from the survey that you wanted to comment further, please use the space below to comment on a particular question or any aspect of the survey. Also, please comment on any issue or opportunity you feel should be addressed in the plan.
 - a. The comments for this questions included many of the themes mentioned in the comments to other previous questions. The recurring themes most persistent were:
 1. The ongoing issue of the City of Geneva and the Town of Geneva.
 2. Better schools.
 3. Senior resident housing.
 4. Cannot do more with existing tax base, the tax burden is too heavy.
 - b. Specific comments also reflect several issues and insights that came in response to this final question.
 1. "Again, the republicans and democrats need to come together and work with each other instead of against. Your political groups should both be ashamed of themselves. And while you are at it, please look in to why our water hills are so incredibly high. There's a lake right there, for heaven's sake!"
 2. "Geneva needs to offer more diverse housing options along the lakefront, while at the same time preserving the natural beauty & accessibility of the area. Development needs to occur, but at the same time not overpopulate the lake with either housing or boat traffic. We recently moved to Canandaigua, and decided to move back to Geneva - - hated it there; lake was like a 'freeway' w/ way to much boat traffic, snobbish, needy residents, and lack of small town touch. Route 332 down (the) main street on weekends was overcrowded & a traffic jam. Geneva has a lot more to offer & done right will be even more amazing. Geneva truly is the Gateway to The Finger Lakes, (a) truly amazing place".
 3. "Lakefront development that is thoughtfully planned out needs to happen. Economic development needs to be the City's priority."

4. "Let's make the city walking/biking friendly, including good pedestrian access between the lake and downtown."
5. "My family really loves living in Geneva, although we moved here only 3 years ago, and would like to contribute to its development. Economic development (is) important but should not be at the expense of the lake, the historic downtown, as these are major assets that (are the reason) many families make Geneva their home."
6. "No commercial development of the lake front, no condos/ protecting Seneca lake (quality of water we depend upon for our daily needs, as well as the tourist economy) no further growth of the landfill, no storage of brine in caves at south end of the lake, work collaboratively with the town to enhance development of the entire area".
7. "This is your standard, consultant-generated generic survey that is so diffuse that you can make it sound any way that you want it to. Who is going to say that they disagree with beautification, social equality, etc.? What about questions about the perennial threat of residential development of our precious lakefront or about town/gown relations or about establishing better town/city relations or about banding together with other communities to oppose businesses that threaten the sustainability of Seneca Lake as our source of drinking water? These issues are more important than and not as safe as questions about how pretty our intersections are. These issues are obviously not within the scope of this survey, but are some overreaching considerations that that are basic to the future of our city. My vision for Geneva is a place that is forward-thinking and innovative, where young folks want to settle in, to work and raise their families, where older folks want to retire to a place where they can walk to most of the services they need and enjoy their beautiful surroundings, and where all residents can be proud to say that they are from Geneva. Thank you for the opportunity to express my opinion."
8. "We moved here the last summer the Whale Watch was held. We loved the Whale Watch and it was a facet of our choosing to move here. We do not have any unique family events in Geneva. We have lots events that are focused on wine and alcohol. It would be nice to have more events that have something besides wine and alcohol as the theme. It would also be nice to have events that showcase the diversity to be found in Geneva. We have people here from many different cultures. How wonderful would it be to have an, 'Around the World in Geneva' festival- a festival to highlight the various cultures here. It would be nice to hear music from various cultures, eat food from various cultures, learn a bit the history of these cultures and finally, have opportunities to be exposed to different languages spoken here. The small fair at the high school in the spring is too isolated. My final comment has to do with the Geneva Public Library. It is too small for the size of this community. It also has an awful parking situation. This community needs a bigger library that is central, all on one floor and offers ample parking space. Why is it not located on the lake? If we had a library on the lake we would be envied by many."
9. "We will be looking in the near future for housing to include a 50+ community, with amenities to include natural settings, walking, outdoor areas to enjoy,

porches/patios; rental is probably the direction we would go, we don't see these options in Geneva.”

- H. Analysis of the Survey Responses by Population Characteristics. Appendices C, D and E provide the response data by neighborhood (Appendix C), by household income (Appendix D) and by owner/renter (Appendix E).

- I. Summary and Conclusions

1. Summary. The resident respondent survey sought feedback to help the Comprehensive Planning Committee focus on the Values that characterize our City, the vision that should guide the Committee in our discussion of our planning efforts in consultation with our planning consultants. Finally, we sought input from the Geneva community on several possible planning priorities for our future. We did receive community input on these issues and MUCH MORE. Many of the responses went beyond our narrow focus but that was probably due more to the open ended nature of the questions. Our community provided us with a rich response to our focused issues and opinions on a large variety of other community issues. All the responses were and will continue to be helpful in our planning effort. We encourage the community's active participation in our public meetings over the next few months as we move to finalize a comprehensive master plan for Geneva.
2. However, we must proceed with some conclusions that we have drawn from our interaction with community. The following are preliminary conclusions from our analysis of the survey data. We must note that the conclusions included have come from our analysis of the survey responses and do not represent our final policy conclusion since we need further discussion of both the survey and our own reactions and conversations with residents and within the larger committee. The final recommendations from our community survey will also consider the work done by the Tools for Social Change and the Geneva Neighborhood Resource Center's report “ Big Talk in the Little City: Findings and Analysis” (January, 2016)
3. **Conclusions (the below discussion is preliminary but the basic ideas are necessary to raise and discuss. The conflict of needs and resources is clear throughout the survey and throughout our discussions. We all know this and it is one of the reasons we choose our planning consultants...not to tell us what to do, but rather to help us find the ways to do what we think is necessary... the real issues and how to overcome the conflicts and the scarcity of resources).**
 - a. Geneva residents value their community despite the many problems mentioned by residents in the comments to the survey. The values statement for Geneva including natural setting, small town character, cultural heritage, cultural assets and economic prosperity received strong support from residents and non-residents of the Geneva community.
 - b. Geneva residents also share a common vision for the future. One that provides social equity, diversity, a connected community and a commitment to sustainability all provided within a beautiful physical environment. The strong support for our common vision can be seen in the ranking of vision (question 22) and from the comments. There are of course concerns and criticisms as expressed in the comments section. However a close examination of the survey results indicates that, from a policy perspective, the

community has limited capacity and therefore willingness to support projects that could move us toward diversity, social equity and economic sustainability.

- c. The low values illustrated in the survey results for conditions and/or places in Geneva that are working well indicate that despite the overall support of the values and vision statements, current conditions do not provide for optimism in addressing many of these conditions. Consider the current conditions of housing in general in our community and the lack of agreement to address many of the issues with the use of revenue from the property tax the main source of funding for potential solutions to these problems. The policy approach must involve a community wide discussion of which problems are in most need of revenue support. And the effort is long term since there are no short run solutions.
- d. Economic development (prosperity, more jobs with higher pay, more revenue and a continual revival of the downtown area in Geneva) could provide more opportunity to address the current revenue problems. But economic development is not easy or quick but it is not impossible either. Economic development requires the combined effort and commitment of all residents and it has begun. Increased local effort and support is needed to continue the recent positive economic trends in Geneva. The effective and efficient use of our resources and the commitment of all residents (the community includes residents, property owners, tenants, business, merchants, developers, government, employers etc.) to the effort could achieve the desired results. Our most important task is to realize our potential as well as our problems within our discussion of the Comprehensive Master Plan for Geneva. We need to discuss how to take advantage of our valuable but scarce resources to move our community to a new era of economic and social progress.

CITY OF GENEVA COMMUNITY SURVEY

This is a survey of residents, non-residents who work in the City of Geneva, and business stakeholders in the Geneva community. The Comprehensive Planning Committee and the City's planning consultants want your input into our efforts to develop the 2016 Comprehensive Master Plan for the City of Geneva, which will guide the city over the next 10 to 15 years.

Many questions include an option to add additional comments and we encourage your comments whenever you feel it is important. Also, there is a separate open response to the survey as part of the last question. We estimate the questionnaire will take approximately 10 minutes to complete.

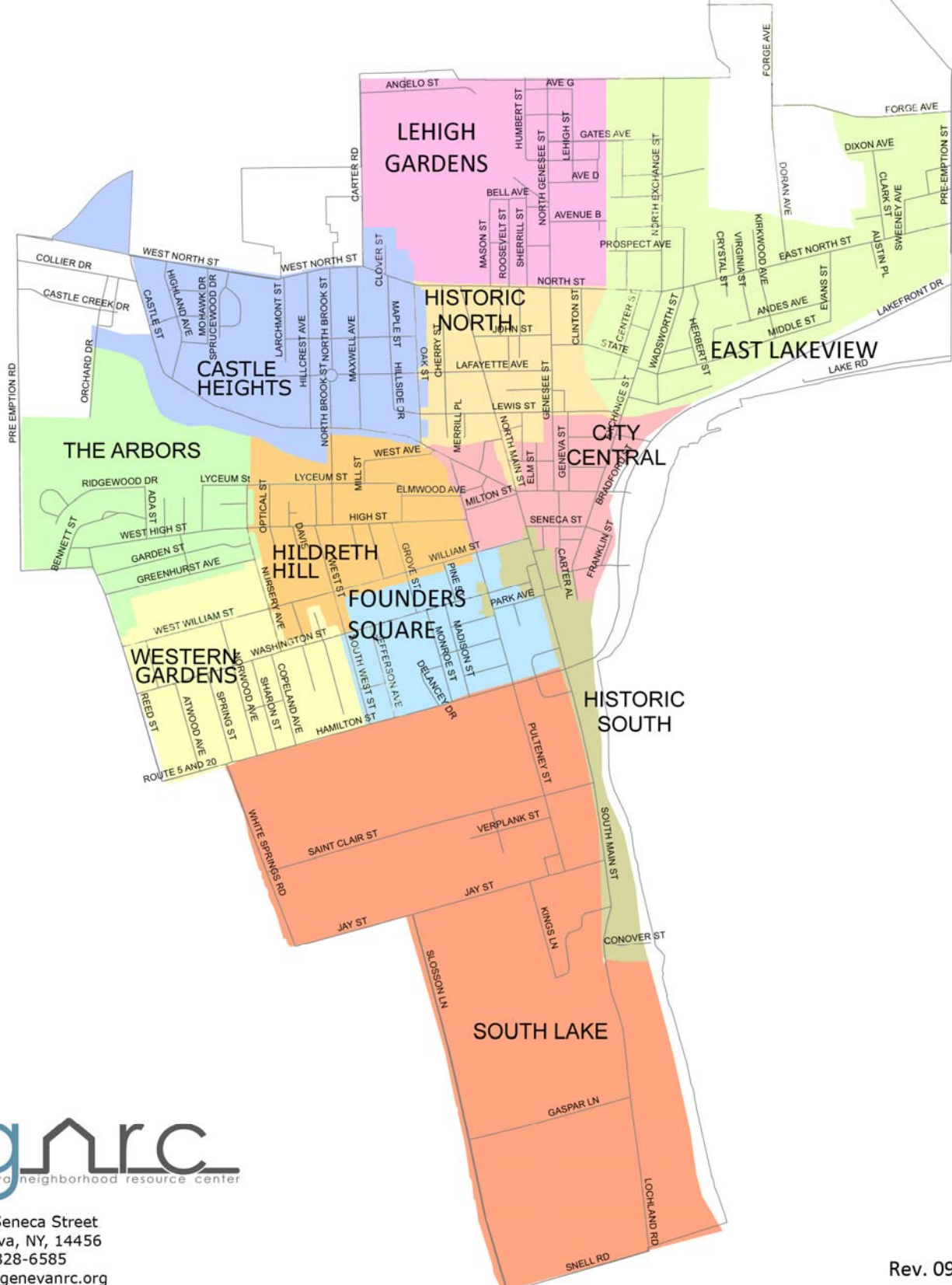
When you have completed the questionnaire, please return the paper copy to the Geneva Neighborhood Resource Center (430 Exchange Street) by December 1, 2015. Please do not add your name to any section of the questionnaire, so that it may remain confidential and anonymous.

We thank you in advance for your time and participation.

Please complete the following demographic questions. This will help us to know if the survey results come from a representative sample of our community.

1. What is the zip code of your current residence?
2. Where do you live in Geneva? (Please indicate your neighborhood, see next page for map)
 - a. South Lake
 - b. Castle Heights
 - c. Lehigh Gardens
 - d. East Lakeview
 - e. Historic North
 - f. Western Gardens
 - g. The Arbors
 - h. Founders Square
 - i. Historic South
 - j. City Central
 - k. Hildreth Hill
 - l. In the City, but not sure of the neighborhood
 - m. Town of Geneva
 - n. Not in the City or Town of Geneva, but within the ZIP Code 14456
 - o. Outside the ZIP Code 14456
 - p. NA (No Answer)
3. Please indicate your current employment status.
 - a. Employed (full or part-time)
 - b. Unemployed (looking for employment)
 - c. Not in the Labor Force (not currently looking for employment)
 - d. Retired
 - e. NA (No Answer)
4. My place of employment (includes work from home for an non-area employer) is:
 - a. In the City of Geneva
 - b. In the Town of Geneva
 - c. Not in either the City or Town of Geneva, but in Ontario County
 - d. Within Yates, Seneca, Schuyler, Tompkins or Wayne Counties
 - e. Other New York State County
 - f. Other
 - g. NA (No Answer)

THE NEIGHBORHOODS OF GENEVA



5. Do you own or rent?
 - a. Own
 - b. Rent
 - c. NA (No Answer)
6. How long have you lived in the City of Geneva?
 - a. 20 years or more
 - b. 10-19 years
 - c. 5-9 years
 - d. 1-4 years
 - e. Less than 1 year
 - f. NA (No Answer)
7. Household Size
 - a. One
 - b. Two
 - c. Three to five
 - d. More than five.
 - e. NA (No Answer)
8. Race
 - a. White
 - b. Black or African American
 - c. Asian
 - d. Native American
 - e. Some Other Race
 - f. Two or More Races
 - g. NA (No Answer)
9. Hispanic Origin
 - a. Hispanic or Latino
 - b. None
10. Gender Identity
 - a. Female
 - b. Male
 - c. Other (please specify) _____
 - d. NA (No Answer)
11. Household income
 - a. Less than \$19,999
 - b. \$20,000 to \$39,999
 - c. \$40,000 to \$59,999
 - d. \$60,000 to \$79,999
 - e. \$80,000 to \$99,999
 - f. More than \$100,000
 - g. NA (No Answer)
12. Do you consider your household as:
 - a. Low income
 - b. Middle income
 - c. High income
 - d. NA (No Answer)

13. Age

- a. Less than 18
- b. 18 – 24
- c. 25 – 34
- d. 35 – 44
- e. 45 – 54
- f. 55 – 64
- g. 65 or older
- h. NA (No Answer)

14. Education

- a. Less than High School
- b. Completed High School
- c. Completed 2 year College or Technical/Associates Degree
- d. Current College student
- e. Completed College
- f. Post College work
- g. NA (No Answer)

Questions #14-20 ask about five possible values for Geneva. Values are the community's most deeply held beliefs and define who we are.

15. Our natural setting (protecting our natural environment, preserving views, using agricultural resources) is important to protect and strengthen.

- a. Strongly disagree
- b. Disagree
- c. Somewhat disagree
- d. Neither agree nor disagree
- e. Somewhat agree
- f. Agree
- g. Strongly agree
- h. NA (No Answer)

16. Our small town character (community members helping each other out, collaborations, sense of connection, charm) is important to protect and strengthen.

- a. Strongly disagree
- b. Disagree
- c. Somewhat disagree
- d. Neither agree nor disagree
- e. Somewhat agree
- f. Agree
- g. Strongly agree
- h. NA (No Answer)

17. Our cultural heritage (our diverse identities, traditions, customs, history) is important to protect and strengthen.

- a. Strongly disagree
- b. Disagree
- c. Somewhat disagree
- d. Neither agree nor disagree
- e. Somewhat agree
- f. Agree
- g. Strongly agree
- h. NA (No Answer)

Appendix A: Survey Questionnaire

18. Our arts, architecture and cultural assets (our festivals, cultural centers, architectural and artistic assets) are important to protect and strengthen.
- Strongly disagree
 - Disagree
 - Somewhat disagree
 - Neither agree nor disagree
 - Somewhat agree
 - Agree
 - Strongly agree
 - NA (No Answer)
19. Our economic prosperity (job availability, job growth, property values, overall financial health of government and community) is important to protect and strengthen.
- Strongly disagree
 - Disagree
 - Somewhat disagree
 - Neither agree nor disagree
 - Somewhat agree
 - Agree
 - Strongly agree
 - NA (No Answer)
20. Please rank the following in terms of their importance to Geneva when it comes to planning and developing land use policies and zoning codes. Please rank with 4 as the highest rank and 1 as the lowest rank. Choose (circle or mark) the rank for each characteristic.

Characteristic	Lowest				Highest
Natural Setting	1	2	3	4	5
Small Town Character	1	2	3	4	5
Cultural Heritage	1	2	3	4	5
Arts, Architecture and Cultural Assets	1	2	3	4	5
Economic Prosperity	1	2	3	4	5
Other (please explain at next question)	1	2	3	4	5

21. In your opinion, if there are other values that are more important than those listed in the questions above, please comment below?

22. A community vision describes what the community is working towards for the future. A vision describes the place we want Geneva to become after years of hard work and collaboration. The vision is supported by our community values. The Steering Committee and the planning consultants would like your opinion of the **five vision words** for Geneva. How well does each of these words capture your vision for the Geneva you want to live or work in?

	Strongly disagree	Disagree	Somewhat disagree	Neither agree nor disagree	Somewhat agree	Agree	Strongly agree	NA/ No Answer
Beautiful	<input type="checkbox"/>	<input type="checkbox"/>	<input type="checkbox"/>	<input type="checkbox"/>	<input type="checkbox"/>	<input type="checkbox"/>		<input type="checkbox"/>
Diverse (economically)	<input type="checkbox"/>	<input type="checkbox"/>	<input type="checkbox"/>	<input type="checkbox"/>	<input type="checkbox"/>	<input type="checkbox"/>		<input type="checkbox"/>
Connected (with each other)	<input type="checkbox"/>	<input type="checkbox"/>	<input type="checkbox"/>	<input type="checkbox"/>	<input type="checkbox"/>	<input type="checkbox"/>		<input type="checkbox"/>
Fair (social equity)	<input type="checkbox"/>	<input type="checkbox"/>	<input type="checkbox"/>	<input type="checkbox"/>	<input type="checkbox"/>	<input type="checkbox"/>		<input type="checkbox"/>
Sustainable (environmentally and fiscally)	<input type="checkbox"/>	<input type="checkbox"/>	<input type="checkbox"/>	<input type="checkbox"/>	<input type="checkbox"/>	<input type="checkbox"/>		<input type="checkbox"/>
Other (please explain at next question)	<input type="checkbox"/>	<input type="checkbox"/>	<input type="checkbox"/>	<input type="checkbox"/>	<input type="checkbox"/>	<input type="checkbox"/>		<input type="checkbox"/>

23. Several potential words were listed in the previous question. If you think there was one or more descriptive words missing, or if the ones listed were not appropriate, please add or comment here.

24. Approximately one in five residents in the City of Geneva live in upper income households; one in three live in low income households, and middle income households have been decreasing for some time. The Steering committee proposes that city government and community partners focus on retaining and attracting middle income households and helping lower income households rise to middle income households. Do you agree or disagree with this priority?

- a) Strongly disagree
- b) Disagree
- c) Somewhat disagree
- d) Neither agree nor disagree
- e) Somewhat agree
- f) Agree
- g) Strongly agree
- h) NA (No Answer)

25. Please comment on your response to the question above:



Appendix A: Survey Questionnaire

26. Pretend someone told you that all of the following conditions or places in Geneva are working well or are in excellent condition. Do you agree or disagree with their positive assessment for each of the following?

Place or Condition	Strongly Disagree	Disagree	Somewhat Disagree	Neither Agree nor Disagree	Somewhat Agree	Agree	Strongly Agree	NA
Downtown								
Main thoroughfares/entryways into/out of Geneva (Rt. 14, 5&20)								
Housing options for households doing really well economically								
Housing options for middle income households								
Housing options for lower middle income households								
Housing options for households that are really struggling economically								
Geneva's parks								
Overall beauty of the city								
Overall community commitment to the environment								
Overall financial health of the city government								
Overall financial health of the community's economy								

27. Property taxes are a tricky issue. Some feel that local taxes should never go up, for any reason. Others believe that more local taxes might be acceptable, but it would depend on the issue or priority addressed. Would you agree or disagree to a tax increase to pay for the following objectives:

Objective	Strongly disagree	Disagree	Somewhat disagree	Neither agree nor disagree	Somewhat agree	Agree	Strongly agree
Improved quality and maintenance of streets and infrastructure throughout the entire city	<input type="checkbox"/>	<input type="checkbox"/>	<input type="checkbox"/>	<input type="checkbox"/>	<input type="checkbox"/>	<input type="checkbox"/>	<input type="checkbox"/>
Improved quality and maintenance of streets and infrastructure at major intersections	<input type="checkbox"/>	<input type="checkbox"/>	<input type="checkbox"/>	<input type="checkbox"/>	<input type="checkbox"/>	<input type="checkbox"/>	<input type="checkbox"/>
Business development for downtown	<input type="checkbox"/>	<input type="checkbox"/>	<input type="checkbox"/>	<input type="checkbox"/>	<input type="checkbox"/>	<input type="checkbox"/>	<input type="checkbox"/>
Better parks	<input type="checkbox"/>	<input type="checkbox"/>	<input type="checkbox"/>	<input type="checkbox"/>	<input type="checkbox"/>	<input type="checkbox"/>	<input type="checkbox"/>
New parks, trails, green space, and connections between them	<input type="checkbox"/>	<input type="checkbox"/>	<input type="checkbox"/>	<input type="checkbox"/>	<input type="checkbox"/>	<input type="checkbox"/>	<input type="checkbox"/>
Incentives for construction of new housing for middle or higher income households	<input type="checkbox"/>	<input type="checkbox"/>	<input type="checkbox"/>	<input type="checkbox"/>	<input type="checkbox"/>	<input type="checkbox"/>	<input type="checkbox"/>
Incentives for construction of new affordable housing for low income households	<input type="checkbox"/>	<input type="checkbox"/>	<input type="checkbox"/>	<input type="checkbox"/>	<input type="checkbox"/>	<input type="checkbox"/>	<input type="checkbox"/>
Environmentally sustainable programs (e.g. energy efficiency, water conservation)	<input type="checkbox"/>	<input type="checkbox"/>	<input type="checkbox"/>	<input type="checkbox"/>	<input type="checkbox"/>	<input type="checkbox"/>	<input type="checkbox"/>

Appendix A: Survey Questionnaire

28. Comprehensive planning is, more than anything else, about prioritizing the work ahead as our community aims for specific goals it hopes to achieve in the future. Actions toward that future must be meaningful, but also realistic considering limited resources. Below are several of the options that **COULD BE** city priorities. Do you agree or disagree with the City adopting the following priorities?

Objective	Strongly disagree	Disagree	Somewhat disagree	Neither agree nor disagree	Somewhat agree	Agree	Strongly agree	NA
Improve the attractiveness of downtown Geneva as a shopping and restaurant center								
Making Geneva more affordable to poor and low income households								
Converting Geneva to a carbon neutral city by reducing environmental impacts								
Increasing the size and percentage of our middle income residents								
Improving the physical image of the city's entrances								
Stimulating non-subsidized housing development in the neighborhoods								
Developing more downtown housing								
Stimulating the local economy so it produces more jobs that pay well								
Redeveloping blighted (run down) areas								
Other (please explain at next question)								

29. In your opinion, if there are other potential priorities that are more important than those listed in the questions above, please comment below?

30. If there was any question from the survey that you wanted to comment further, please use the space below to comment on any a particular question or any aspect of the survey. Also, please comment on any issue or opportunity you feel should be addressed in the plan.



PLEASE SUBMIT THE SURVEY **BY December 1st**
To The Geneva Neighborhood Resource Center (GNRC)
at 430 Exchange Street.

You can take to the survey online at **www.genevanrc.org**

THE STEERING COMMUNITY FOR
GENEVA'S 2016 COMPREHENSIVE MASTER PLAN
THANKS YOU
FOR ASSISTING US IN PLANNING
FOR THE FUTURE OF YOUR CITY, GENEVA.

For More information about the comprehensive plan please go to www.genevanrc.org.

ENCUESTA DE LA CIUDAD DE GENEVA

Esta es una encuesta para residentes, no-residentes que trabajan en la ciudad de Geneva y para los miembros de los diferentes establecimientos comerciales. El Comité de Planificación Comprehensiva y los asesores de planificación de la ciudad agradecerían su opinión sobre nuestros esfuerzos en desarrollar un Plan Maestro Comprehensivo 2016 para la ciudad de Geneva, el cual servirá de guía para la ciudad durante los próximos 10 a 15 años

Muchas preguntas incluyen una opción para agregar comentarios y apreciaríamos sus comentarios cuando lo considerara importante. También, haya una respuesta abierta separada para la encuesta como parte de la última pregunta. Calculamos que le llevará 10 minutos aproximadamente completar el cuestionario.

Por favor, complete la lista por el 1 de diciembre del 2015. Por favor no agregue su nombre a ninguna de las secciones del cuestionario, para que éste sea confidencial y anónimo en su totalidad.

Le agradecemos con anticipación su participación y el tiempo dedicado a esta encuesta.

Por favor complete las siguientes preguntas demográficas. Estas nos ayudarán a saber si los resultados de la encuesta vienen de una muestra representativa de nuestra comunidad.

1. ¿Cuál es el código postal de su residencia actual?
2. ¿Dónde vive en Geneva? (Por favor indique cuál es su vecindario, ver mapa de barrio en la página 2)?
 - a. South Lake
 - b. Castle Heights
 - c. Lehigh Gardens
 - d. East Lakeview
 - e. Historic North
 - f. Western Gardens
 - g. The Arbors
 - h. Founders Square
 - i. Historic South
 - j. City Central
 - k. Hildreth Hill
 - l. En la ciudad, pero no estoy seguro/a del nombre del vecindario.
 - m. Pueblo de Geneva
 - n. Ni en la ciudad ni en el pueblo de Geneva, pero dentro del código postal 14456
 - o. Fuera del código postal 14456
 - p. SR (Sin respuesta).
3. Indique su situación laboral actual.
 - a. Empleado/a (tiempo completo o medio tiempo)
 - b. Desempleado/a (buscando empleo)
 - c. No estoy dentro de la fuerza laboral (no estoy buscando empleo)
 - d. Retirado/a
 - e. SR (Sin respuesta).

4. El lugar de mi empleo (incluye trabajo desde la casa para un empleador/a fuera del área) es
 - a. En la ciudad de Geneva
 - b. En el pueblo de Geneva
 - c. Ni en la ciudad ni en el pueblo de Geneva, pero en el condado de Ontario.
 - d. En los condados de Yates, Seneca o Wayne
 - e. Otro condado del estado de Nueva York.
 - f. Otro
 - g. SR (Sin respuesta).
5. ¿Usted alquila o es propietario/a?
 - a. Propietario/a
 - b. Alquilo
 - c. SR (Sin respuesta).
6. ¿Por cuánto tiempo ha vivido en la ciudad de Geneva?
 - a. 20 años o más
 - b. 10-19 años
 - c. 5-9 años
 - d. 1-4 años
 - e. Menos de un año
 - f. SR (Sin respuesta).



Rev. 09/2015

7. Tamaño de su hogar (personas que lo habitan)
 - a. Uno
 - b. Dos
 - c. Tres a cinco
 - d. Más de cinco
 - e. SR (Sin respuesta).
8. Raza
 - a. Blanca
 - b. Negra o africano-americana
 - c. Indígena americana
 - d. Asiática
 - e. Otra raza
 - f. Dos o más razas
 - g. SR (Sin respuesta).
9. Origen hispano
 - a. Hispano o latino
 - b. Ninguno
10. Identidad de género
 - a. Femenino
 - b. Masculino
 - c. Otro (por favor especifique) _____.
 - d. SR (Sin respuesta).
11. Ingresos del hogar
 - a. Menos de \$19,999
 - b. \$20,000 a \$39,999
 - c. \$40,000 a \$59,999
 - d. \$60,000 a \$79,999
 - e. \$80,000 a \$99,999
 - f. Más de \$100,000
 - g. SR (Sin respuesta).
12. Usted considera su hogar como:
 - a. De bajos recursos
 - b. Recursos medianos
 - c. Altos recursos
 - d. SR (Sin respuesta).

13. Edad

- a. Menos de 18
- b. 18 – 24
- c. 25 – 34
- d. 35 – 44
- e. 45 – 54
- f. 55 – 64
- g. 65 o mayor
- h. SR (Sin respuesta).

14. Educación

- a. Menos que escuela secundaria
- b. Escuela secundaria completada
- c. Dos años de estudios universitarios/vocacionales/asociados
- d. En estudios universitarios actualmente
- e. Trabajo post universitario
- f. SR (Sin respuesta).

Las preguntas 14 a 20 preguntan sobre posibles valores para la comunidad de Geneva. Estos son valores que la comunidad mantiene muy profundamente y definen quiénes somos.

14. Es importante proteger y fortalecer nuestro ambiente natural (proteger nuestro ambiente natural, preservar el paisaje, utilizar los recursos agrícolas)

- a. Completamente en desacuerdo
- b. En desacuerdo
- c. En desacuerdo en parte
- d. Ni de acuerdo ni en desacuerdo
- e. De acuerdo en parte
- f. De acuerdo
- g. Completamente de acuerdo
- SR (Sin respuesta).

15. Es importante proteger y fortalecer el carácter de nuestra pequeña ciudad (miembros de la comunidad ayudándose entre sí, colaboraciones, sentido de conexión, encanto)

- Completamente en desacuerdo
- En desacuerdo
- En desacuerdo en parte
- Ni de acuerdo ni en desacuerdo
- De acuerdo en parte
- De acuerdo
- Completamente de acuerdo
- SR (Sin respuesta).

16. Es importante proteger y fortalecer nuestra herencia cultural (nuestras identidades diversas, tradiciones, costumbres, historia).
- Completamente en desacuerdo
 - En desacuerdo
 - En desacuerdo en parte
 - Ni de acuerdo ni en desacuerdo
 - De acuerdo en parte
 - De acuerdo
 - Completamente de acuerdo
 - SR (Sin respuesta).
17. Es importante proteger y fortalecer nuestras artes, arquitectura y patrimonio cultural (nuestros festivales, centros culturales, patrimonio arquitectónico y cultural)
- Completamente en desacuerdo
 - En desacuerdo
 - En desacuerdo en parte
 - Ni de acuerdo ni en desacuerdo
 - De acuerdo en parte
 - De acuerdo
 - Completamente de acuerdo
 - SR (Sin respuesta).
18. Es importante proteger y fortalecer nuestra prosperidad económica (disponibilidad y crecimiento de empleos, valores de la propiedad, salud financiera general del gobierno y la comunidad)
- Completamente en desacuerdo
 - En desacuerdo
 - En desacuerdo en parte
 - Ni de acuerdo ni en desacuerdo
 - De acuerdo en parte
 - De acuerdo
 - Completamente de acuerdo
 - SR (Sin respuesta).
19. Por favor determine la importancia de los siguientes términos para la planificación y desarrollo de regulaciones para la utilización de la tierra y los códigos de zonificación. La escala es el número cuatro (4) para la calificación más alta y el uno (1) para la más baja. Escoja (con un círculo o solamente marque) la calificación para cada característica.

Característica	Más baja				Más alta
Ambiente natural	1	2	3	4	5
Carácter de pequeña ciudad	1	2	3	4	5
Herencia cultural	1	2	3	4	5
Las artes, la arquitectura y el patrimonio cultural	1	2	3	4	5
Prosperidad económica	1	2	3	4	5
Otra (por favor explique en la próxima	1	2	3	4	5

preguna)					
----------	--	--	--	--	--

20. En su opinión, si hay otros valores que son más importantes que los arriba mencionados, ¿podría comentar al respecto en el espacio proporcionado?

21. La visión de una comunidad describe el trabajo que esta misma realiza con vista hacia el futuro. Una vision describe el lugar que queremos que Geneva sea después de años de trabajo duro y colaboración. Esta visión se apoya en nuestros valores comunitarios. Al Comité Directivo y a los asesores planificadores les gustaría su opinión sobre cinco palabras de una visión para Geneva. Indique en qué medida estas palabras encapsulan su visión para una Geneva donde le gustaría vivir y trabajar.

	Muy en desacuerdo	No esta de acuerdo	Algo en desacuerdo	Ni de acuerdo ni en desacuerdo	Algo de acuerdo	Estoy de acuerdo	Muy de acuerdo	No hay respuesta
Bella	<input type="checkbox"/>	<input type="checkbox"/>	<input type="checkbox"/>	<input type="checkbox"/>	<input type="checkbox"/>	<input type="checkbox"/>		<input type="checkbox"/>
Diversa (económicamente)	<input type="checkbox"/>	<input type="checkbox"/>	<input type="checkbox"/>	<input type="checkbox"/>	<input type="checkbox"/>	<input type="checkbox"/>		<input type="checkbox"/>
Conectada (con cada uno de sus habitantes)	<input type="checkbox"/>	<input type="checkbox"/>	<input type="checkbox"/>	<input type="checkbox"/>	<input type="checkbox"/>	<input type="checkbox"/>		<input type="checkbox"/>
Justa (igualdad social)	<input type="checkbox"/>	<input type="checkbox"/>	<input type="checkbox"/>	<input type="checkbox"/>	<input type="checkbox"/>	<input type="checkbox"/>		<input type="checkbox"/>
Sostenible (financiera y ambientalmente)	<input type="checkbox"/>	<input type="checkbox"/>	<input type="checkbox"/>	<input type="checkbox"/>	<input type="checkbox"/>	<input type="checkbox"/>		<input type="checkbox"/>
Otra (por favor indique en la próxima pregunta)	<input type="checkbox"/>	<input type="checkbox"/>	<input type="checkbox"/>	<input type="checkbox"/>	<input type="checkbox"/>	<input type="checkbox"/>		<input type="checkbox"/>

22. Algunas palabras potenciales fueron enumeradas en la pregunta anterior. Si usted cree que hay una o más palabras descriptivas que hagan falta o si cree que las arriba mencionadas no son apropiadas, por favor agregue su comentario aquí.

23. Aproximadamente uno de cada cinco residentes en la ciudad de Geneva viven en hogares de mayores ingresos; uno de cada tres viven en hogares de bajos ingresos y los hogares con ingresos medios han ido disminuyendo por un tiempo. El Comité Directivo está proponiendo que el gobierno municipal y los socios de la comunidad se enfoquen en retener y atraer hogares de ingresos medios y que asistan a los hogares de bajos ingresos a subir al nivel de los hogares de ingresos medios. ¿Usted está de acuerdo o en desacuerdo con esta prioridad?
- a. Completamente en desacuerdo
 - b. En desacuerdo
 - c. En desacuerdo en parte
 - d. Ni de acuerdo ni en desacuerdo
 - e. De acuerdo en parte
 - f. De acuerdo
 - g. Completamente de acuerdo
 - h. SR (Sin respuesta).

24. Por favor comente sobre su respuesta a la pregunta anterior:



25. Pretenda que alguien le dice a usted que todas las condiciones o lugares en Geneva mencionados abajo están funcionando bien o están en excelentes condiciones. ¿Está usted de acuerdo o en desacuerdo con las evaluaciones positivas para cada una de ellos?

Lugar o condición	Muy en desacuerdo	No esta de acuerdo	Algo en desacuerdo	Ni de acuerdo ni en desacuerdo	Algo de acuerdo	Estoy de acuerdo	Muy de acuerdo	No hay respuest a
El centro								
Las carreteras principales/entradas a y fuera de Geneva (Rutas 14 y 5 & 20)								
Opciones de vivienda para hogares a los que les va muy bien económicamente								
Opciones de vivienda para hogares de ingresos medios								
Opciones de vivienda para hogares de bajos ingresos								
Opciones de vivienda para hogares que están luchando económicamente								
Parques de Geneva								
La belleza en general de la ciudad								
El compromiso general de la comunidad al medio ambiente								
La salud financiera general del gobierno municipal								
La salud financiera general de la economía de la comunidad								

26. Los impuestos sobre la propiedad son un problema difícil. Algunos sienten que los impuestos locales nunca deberían de subir, por ninguna razón. Otros creen que más impuestos locales pueden ser aceptables, pero que esto dependería del problema o la prioridad de que se trate. ¿Usted estaría de acuerdo o no con un aumento de los impuestos para los siguientes objetivos?

Objetivo	Muy en desacuerdo	No esta de acuerdo	Algo en desacuerdo	Ni de acuerdo ni en desacuerdo	Algo de acuerdo	Estoy de acuerdo	Muy de acuerdo
Mejorar la calidad y el mantenimiento de las calles y la infraestructura en toda la ciudad	<input type="checkbox"/>	<input type="checkbox"/>	<input type="checkbox"/>	<input type="checkbox"/>	<input type="checkbox"/>	<input type="checkbox"/>	<input type="checkbox"/>
Mejorar la calidad y el mantenimiento de las calles y la infrestrctura de las intersecciones principales	<input type="checkbox"/>	<input type="checkbox"/>	<input type="checkbox"/>	<input type="checkbox"/>	<input type="checkbox"/>	<input type="checkbox"/>	<input type="checkbox"/>
Desarrollo de los negocios comerciales del centro	<input type="checkbox"/>	<input type="checkbox"/>	<input type="checkbox"/>	<input type="checkbox"/>	<input type="checkbox"/>	<input type="checkbox"/>	<input type="checkbox"/>
Mejores parques	<input type="checkbox"/>	<input type="checkbox"/>	<input type="checkbox"/>	<input type="checkbox"/>	<input type="checkbox"/>	<input type="checkbox"/>	<input type="checkbox"/>
Nuevos parques, caminos, espacios verdes y las conexiones entre estos	<input type="checkbox"/>	<input type="checkbox"/>	<input type="checkbox"/>	<input type="checkbox"/>	<input type="checkbox"/>	<input type="checkbox"/>	<input type="checkbox"/>
Incentivos para la construcción de nuevas viviendas para hogares de ingresos bajos y medianos	<input type="checkbox"/>	<input type="checkbox"/>	<input type="checkbox"/>	<input type="checkbox"/>	<input type="checkbox"/>	<input type="checkbox"/>	<input type="checkbox"/>
Incentivos para la contrucción de nuevas viviendas asequibles para hogares de bajos ingresos	<input type="checkbox"/>	<input type="checkbox"/>	<input type="checkbox"/>	<input type="checkbox"/>	<input type="checkbox"/>	<input type="checkbox"/>	<input type="checkbox"/>
Programas ambientalmente sostenibles (por ej. eficiencia energética, conservación del agua)	<input type="checkbox"/>	<input type="checkbox"/>	<input type="checkbox"/>	<input type="checkbox"/>	<input type="checkbox"/>	<input type="checkbox"/>	<input type="checkbox"/>

27. La planificación comprensive se trata, más que nada, de sentar prioridades para el trabajo que le espera a nuestra comunidad según los objetivos específicos que esta misma espera alcanzar en el futuro. Las acciones hacia ese futuro deben ser significativas, pero también realísticas considerando los recursos limitados. Abajo encontrará varias opciones que PODRIAN SER prioridades para la ciudad. ¿Está usted de acuerdo o no con que la Ciudad adopte las siguientes prioridades?

Objetivo	Muy en desacuerdo	No esta de acuerdo	Algo en desacuerdo	Ni de acuerdo ni en desacuerdo	Algo de acuerdo	Estoy de acuerdo	Muy de acuerdo	No hay respuesta
Mejorar el atractivo del centro de Geneva coo un centro de tiendas y restaurantes.								
Hacer de Geneva una ciudad más asequible a hogares pobres y de bajos recursos								
Convertir a Geneva en una ciudad neutral de carbon mediante una reducción de impactos ambientales								
Aumentar el tamaño y el porcentaje de residentes de ingresos medios								
Mejorar la imagen física de las entradas a la ciudad								
Estimular el desarrollo de viviendas no subvencionadas en los vecindarios								
Desarrollar más viviendas en el centro								
Estimular la economía local para que genere más trabajos que paguen bien								
Redesarrollar áreas arruinadas								
Otro (por favor explique en la próxima pregunta)								

28. En su opinión, si hay otras prioridades potenciales que son más importantes que las arriba mencionadas, ¿podría comentar sobre estas mismas?

29. Si hay alguna pregunta de la encuesta sobre la que la gustaría comentar un poco más, por favor utilice el espacio abajo para comentar sobre cualquier pregunta en particular o sobre cualquier aspecto de la encuesta. También, por favor comente sobre algún asunto u oportunidad que usted sienta que deberían ser abordados en el plan.



ENCUESTA DE LA CIUDAD DE GENEVA

LA CIUDAD DE GENEVA PLANEAR PARA EL FUTURE

POR FAVOR COMPLETE LA ENCUESTA COMUNITARIA PARA EL 1 DE DICIEMBRE

POR FAVOR ENVIAR LA ENCUESTA A:

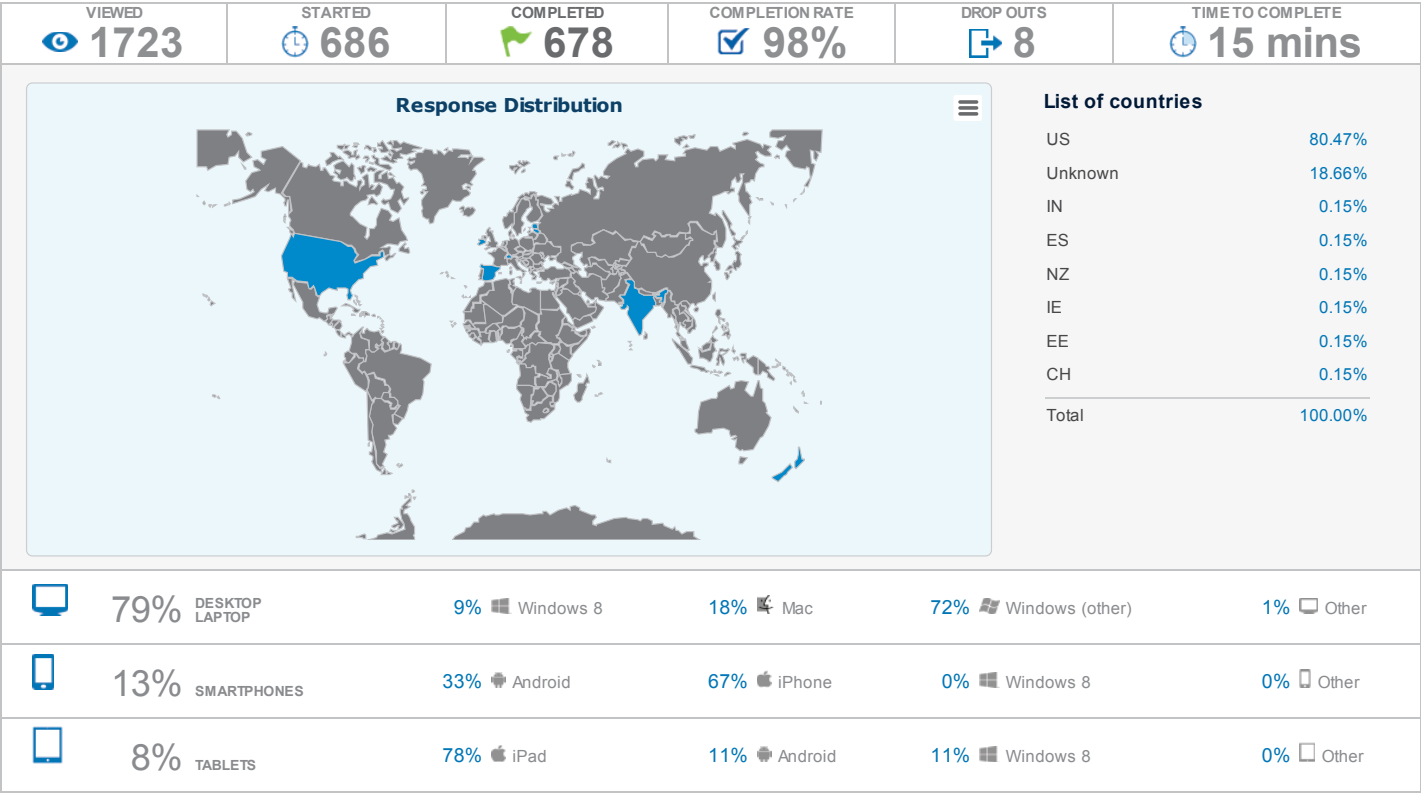
GNRC (430 Exchange Street)

PREGUNTAS, POR FAVOR PÓNGASE EN CONTACT CON SAGE GERLING AL 315 828 6585.

SGERLING@GENEVA.NY.US

MUCHAS GRACIAS!

Survey Report: Geneva Community Survey



1. What is the zip code of your current residence?

37616075	09/24/2015	
37616893	09/24/2015	
37673747	09/25/2015	
37674805	09/25/2015	14456
37675826	09/25/2015	14220
37675886	09/25/2015	14456
37675947	09/25/2015	14456
37675984	09/25/2015	14456
37676196	09/25/2015	14456
37676261	09/25/2015	14456
37676290	09/25/2015	14456
37676343	09/25/2015	
37676547	09/25/2015	14456
37676552	09/25/2015	14456
37676645	09/25/2015	14456
37677208	09/25/2015	14456
37677448	09/25/2015	14456
37677457	09/25/2015	14456
37677667	09/25/2015	14456
37677942	09/25/2015	14456
37678054	09/25/2015	14456
37678167	09/25/2015	14456
37678287	09/25/2015	14456
37678488	09/25/2015	14456
37678630	09/25/2015	14456
37679023	09/25/2015	14456
37679136	09/25/2015	14456
37679221	09/25/2015	14456
37679237	09/25/2015	
37679634	09/25/2015	14456
37679764	09/25/2015	14456
37680249	09/25/2015	14456
37680606	09/25/2015	14456
37680992	09/25/2015	14456
37681001	09/25/2015	14456
37681009	09/25/2015	14456
37681352	09/25/2015	14456
37681887	09/25/2015	14456
37682069	09/25/2015	14456
37682109	09/25/2015	14485
37682211	09/25/2015	14456
37682215	09/25/2015	14456
37682744	09/25/2015	14456
37682809	09/25/2015	14456
37682899	09/25/2015	14432
37683077	09/25/2015	14456
37683395	09/25/2015	14456
37683429	09/25/2015	14456
37683682	09/25/2015	14456-1715
37683689	09/25/2015	14456
37685313	09/25/2015	14456
37685524	09/25/2015	14456
37685647	09/25/2015	14456
37685925	09/25/2015	14456
37686058	09/25/2015	14456
37686136	09/25/2015	08540
37686171	09/25/2015	22046
37686314	09/25/2015	14456
37686379	09/25/2015	14456
37686392	09/25/2015	14541
37686742	09/25/2015	14456
37686959	09/25/2015	14456
37687029	09/25/2015	14456
37687139	09/25/2015	14456
37687246	09/25/2015	13148
37687747	09/25/2015	14456
37687775	09/25/2015	14456
37687800	09/25/2015	14456

37687945	09/25/2015	14456
37687982	09/25/2015	14456
37688403	09/25/2015	14456
37688423	09/25/2015	14456
37688528	09/25/2015	14456
37688531	09/25/2015	14456
37688634	09/25/2015	14456
37688738	09/25/2015	14456
37688762	09/25/2015	14456
37688992	09/25/2015	14456
37689047	09/25/2015	14456
37689063	09/25/2015	14450
37689071	09/25/2015	14456
37689190	09/25/2015	14456
37689477	09/25/2015	14456
37689482	09/25/2015	14456
37689721	09/25/2015	14456
37689849	09/25/2015	14456
37689973	09/25/2015	14456
37690117	09/25/2015	14456
37690268	09/25/2015	14456
37690275	09/25/2015	14456
37690642	09/25/2015	14456
37690737	09/25/2015	14456
37690977	09/25/2015	14534
37690981	09/25/2015	14456
37691504	09/25/2015	14456
37691546	09/25/2015	14456
37691710	09/25/2015	14456
37691979	09/25/2015	14456
37691989	09/25/2015	14456
37692225	09/25/2015	14456
37692471	09/25/2015	14456
37692631	09/25/2015	14456
37692799	09/25/2015	
37692812	09/25/2015	14456
37693065	09/25/2015	14456
37693230	09/25/2015	14456
37693489	09/25/2015	14456
37693583	09/25/2015	14456
37693620	09/25/2015	14456
37693632	09/25/2015	14456
37693694	09/25/2015	14456
37693846	09/25/2015	14456
37694346	09/25/2015	14456
37694470	09/25/2015	14068
37694473	09/25/2015	14456
37694530	09/25/2015	
37694544	09/25/2015	14456
37694580	09/25/2015	14456
37694683	09/25/2015	14456
37694714	09/25/2015	14456
37695079	09/25/2015	14456
37695698	09/25/2015	14456
37695703	09/25/2015	
37696449	09/25/2015	
37696472	09/25/2015	14456
37697278	09/25/2015	14456
37698116	09/25/2015	14456
37698404	09/25/2015	14456
37698452	09/25/2015	14527
37699096	09/25/2015	14456
37699792	09/25/2015	13118
37699858	09/25/2015	14424
37700461	09/25/2015	14456
37700647	09/25/2015	14456
37701099	09/25/2015	14456
37701317	09/25/2015	14456
37701382	09/25/2015	14456

37702171	09/25/2015	14456
37702622	09/25/2015	14456
37703456	09/25/2015	
37703703	09/25/2015	14456
37704098	09/25/2015	14456
37704767	09/25/2015	14456
37704839	09/25/2015	14456
37705052	09/25/2015	14456
37705195	09/25/2015	14456
37705283	09/25/2015	14456
37705701	09/25/2015	14456
37705849	09/25/2015	14456
37705896	09/25/2015	14456
37706081	09/25/2015	13210
37706126	09/25/2015	14456
37706411	09/25/2015	
37706526	09/25/2015	14456
37706753	09/25/2015	14456
37707017	09/25/2015	14456
37708780	09/25/2015	14456
37708940	09/25/2015	14456
37711267	09/25/2015	14456
37715561	09/26/2015	14456
37721510	09/26/2015	124456
37722586	09/26/2015	14456
37724425	09/26/2015	14456
37724852	09/26/2015	14456
37725147	09/26/2015	14527
37725203	09/26/2015	14456
37725487	09/26/2015	14456
37726095	09/26/2015	14456
37726314	09/26/2015	14456
37726525	09/26/2015	14424
37726754	09/26/2015	14456
37726769	09/26/2015	14456
37727461	09/26/2015	14456
37727970	09/26/2015	14456
37728074	09/26/2015	14456
37729432	09/26/2015	14456
37731368	09/26/2015	14456
37731641	09/26/2015	14456
37733044	09/26/2015	14532
37733181	09/26/2015	14456
37734508	09/26/2015	14456
37734862	09/26/2015	14456
37735466	09/26/2015	14456
37737580	09/26/2015	14456
37738709	09/26/2015	14456
37740480	09/26/2015	14456
37741567	09/26/2015	14456
37743458	09/26/2015	14456
37748798	09/26/2015	14456
37749679	09/26/2015	13165
37750704	09/26/2015	01945
37753102	09/26/2015	14561
37753373	09/26/2015	14456
37757641	09/26/2015	14456
37759600	09/26/2015	14456
37760421	09/26/2015	14456
37767472	09/27/2015	14456
37777245	09/27/2015	14456
37785406	09/27/2015	14456
37786351	09/27/2015	14618
37789955	09/27/2015	14456
37791372	09/27/2015	14456
37792160	09/27/2015	I'm studying abroad in Denmark but I attend HWS- 14456.
37792195	09/27/2015	14456
37793469	09/27/2015	14456
37799913	09/27/2015	14456

37800808	09/27/2015	14456
37802676	09/27/2015	14456
37805352	09/27/2015	14456
37806657	09/27/2015	14456
37809487	09/27/2015	14541
37809755	09/27/2015	13035
37811658	09/27/2015	14456
37813221	09/27/2015	14456
37841211	09/28/2015	14432
37851733	09/28/2015	14456
37852346	09/28/2015	
37853168	09/28/2015	
37853393	09/28/2015	13165
37856797	09/28/2015	14456
37859394	09/28/2015	14456
37859833	09/28/2015	14424
37861676	09/28/2015	14456
37870014	09/28/2015	14456
37872510	09/28/2015	14456
37872670	09/28/2015	14456
37877523	09/28/2015	14456
37878854	09/28/2015	14456
37881275	09/28/2015	14456
37883300	09/28/2015	14456
37883835	09/28/2015	14456
37884488	09/28/2015	14456
37885297	09/28/2015	
37885943	09/28/2015	14456
37910933	09/29/2015	
37918302	09/29/2015	14456
37919221	09/29/2015	14441
37923441	09/29/2015	14456
37923576	09/29/2015	14456
37923994	09/29/2015	14456
37924564	09/29/2015	14456-2742
37925213	09/29/2015	
37925869	09/29/2015	14456
37925993	09/29/2015	
37925994	09/29/2015	
37929251	09/29/2015	14456
37929474	09/29/2015	14456
37930470	09/29/2015	14456
37935622	09/29/2015	14456
37935808	09/29/2015	14456
37946691	09/29/2015	14456
37948554	09/29/2015	14456
37956242	09/29/2015	14456
37958399	09/29/2015	14456
37960827	09/29/2015	14456
38050000	09/30/2015	14466
38055856	09/30/2015	14456
38056505	09/30/2015	14456
38058346	09/30/2015	14456
38060904	09/30/2015	14456
38063584	09/30/2015	
38066271	09/30/2015	14456
38067295	09/30/2015	14456
38071078	09/30/2015	14456
38076630	09/30/2015	14903
38078367	09/30/2015	14456
38078891	09/30/2015	14456
38079188	09/30/2015	14456
38079467	09/30/2015	14456
38079707	09/30/2015	14456
38080202	09/30/2015	14456
38080561	09/30/2015	14561
38082616	09/30/2015	14456
38086352	09/30/2015	14456
38103867	09/30/2015	14456

38123242	10/01/2015	14456
38123941	10/01/2015	14456
38125349	10/01/2015	14527
38125357	10/01/2015	13165
38129980	10/01/2015	14478
38134128	10/01/2015	14456
38134351	10/01/2015	14456
38135019	10/01/2015	14456
38136410	10/01/2015	14456
38139185	10/01/2015	14610
38141694	10/01/2015	13148
38142988	10/01/2015	14513
38144021	10/01/2015	14456
38147810	10/01/2015	14456
38149109	10/01/2015	14456
38149158	10/01/2015	14456
38149183	10/01/2015	14456
38149631	10/01/2015	14424
38149636	10/01/2015	14456
38149651	10/01/2015	
38149652	10/01/2015	14527
38149839	10/01/2015	14456
38150199	10/01/2015	14489
38150567	10/01/2015	14461
38151534	10/01/2015	14456
38152111	10/01/2015	14456
38152545	10/01/2015	14456
38153706	10/01/2015	14456
38154800	10/01/2015	14561
38155213	10/01/2015	14456
38157433	10/01/2015	14456
38159989	10/01/2015	14456
38160154	10/01/2015	14456
38160383	10/01/2015	
38163927	10/01/2015	
38164048	10/01/2015	14456
38164306	10/01/2015	14456
38165307	10/01/2015	14456
38165381	10/01/2015	14456
38165444	10/01/2015	14456
38165623	10/01/2015	14456
38166166	10/01/2015	14456
38166240	10/01/2015	14456
38167263	10/01/2015	14456
38167930	10/01/2015	14456
38182451	10/02/2015	14456
38182469	10/02/2015	14456
38184898	10/02/2015	14456
38185087	10/02/2015	14456
38185437	10/02/2015	14456
38185847	10/02/2015	14456
38186099	10/02/2015	14456
38191460	10/02/2015	14837
38191904	10/02/2015	14456
38193656	10/02/2015	14456-1538
38198297	10/02/2015	14456
38199025	10/02/2015	14456
38199643	10/02/2015	14456
38208159	10/02/2015	14456
38208907	10/02/2015	14456
38211728	10/02/2015	14456
38213209	10/02/2015	14456
38220754	10/02/2015	14456
38222805	10/02/2015	14456
38225250	10/02/2015	14424
38227466	10/02/2015	14541
38231361	10/02/2015	14456
38237437	10/02/2015	14456
38240321	10/02/2015	14456

38242646	10/02/2015	14456
38249207	10/02/2015	14456
38253007	10/02/2015	14456
38253326	10/02/2015	14456
38266463	10/02/2015	14456
38270010	10/03/2015	14455
38272439	10/03/2015	14456
38296768	10/03/2015	
38297468	10/03/2015	14456
38297510	10/03/2015	14456
38299726	10/03/2015	14424
38310200	10/03/2015	14456
38310349	10/03/2015	14456
38314833	10/03/2015	14456
38319905	10/03/2015	14456
38327356	10/03/2015	14456
38334030	10/03/2015	14456
38334574	10/03/2015	14456
38337535	10/03/2015	14456
38345284	10/03/2015	14456
38351612	10/03/2015	14456
38378880	10/04/2015	14456
38380498	10/04/2015	14456
38388721	10/04/2015	14456
38389633	10/04/2015	14456
38398575	10/04/2015	19063
38402309	10/04/2015	14456
38403911	10/04/2015	14456
38411722	10/04/2015	14456
38413976	10/04/2015	14456
38417043	10/04/2015	14456
38420378	10/04/2015	14456
38425212	10/04/2015	14456
38425621	10/04/2015	14456
38444348	10/05/2015	14456
38451757	10/05/2015	14456
38453534	10/05/2015	
38455398	10/05/2015	14456
38459879	10/05/2015	14456
38463520	10/05/2015	14456
38464204	10/05/2015	14456
38468282	10/05/2015	14456
38471033	10/05/2015	14456-1404
38471331	10/05/2015	14456
38473718	10/05/2015	14456
38475406	10/05/2015	14456
38479766	10/05/2015	14456
38500973	10/05/2015	14456
38503435	10/05/2015	14456
38504869	10/05/2015	14456
38509614	10/05/2015	14456
38509874	10/05/2015	14456
38514794	10/05/2015	14456
38515858	10/05/2015	14456
38517861	10/05/2015	
38538652	10/06/2015	14456
38545144	10/06/2015	14456
38560375	10/06/2015	14456
38562499	10/06/2015	14456
38564749	10/06/2015	14456
38567234	10/06/2015	14456
38570262	10/06/2015	14456
38570934	10/06/2015	14541
38571301	10/06/2015	13148
38573784	10/06/2015	14456
38575715	10/06/2015	14456
38580586	10/06/2015	
38583398	10/06/2015	14456
38626261	10/07/2015	14456

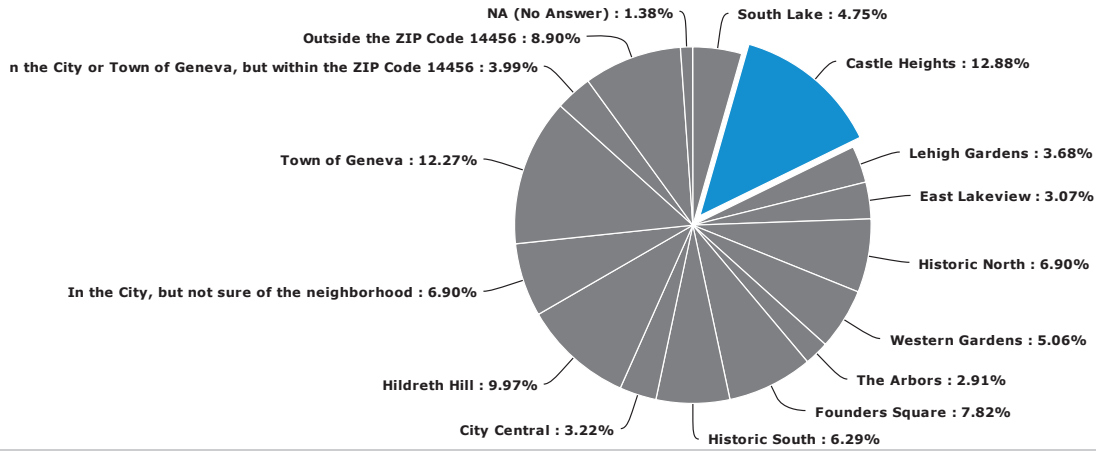
38629935	10/07/2015	14456
38629976	10/07/2015	14456
38632255	10/07/2015	14456
38649968	10/07/2015	14456
38664643	10/07/2015	14456
38691384	10/08/2015	14456
38691385	10/08/2015	14456
38713274	10/08/2015	14456
38713354	10/08/2015	14456
38731570	10/08/2015	
38733882	10/08/2015	14456
38734707	10/08/2015	14456
38773550	10/09/2015	14456
38789866	10/09/2015	14456
38795561	10/09/2015	14456
38795580	10/09/2015	14456
38795773	10/09/2015	14456
38795924	10/09/2015	14456
38796002	10/09/2015	14456
38796120	10/09/2015	13148
38796239	10/09/2015	14456
38796609	10/09/2015	14521
38796910	10/09/2015	14456-2504
38797491	10/09/2015	14456
38797764	10/09/2015	14456
38797866	10/09/2015	14456
38798933	10/09/2015	14456
38798987	10/09/2015	14456
38799038	10/09/2015	14424
38799255	10/09/2015	14456
38799436	10/09/2015	14456
38799554	10/09/2015	14456
38799798	10/09/2015	14456
38799956	10/09/2015	
38800068	10/09/2015	14456
38800494	10/09/2015	14456
38800591	10/09/2015	14456
38800816	10/09/2015	14456
38801025	10/09/2015	14456
38801508	10/09/2015	14456
38801897	10/09/2015	13148
38801962	10/09/2015	14456
38802884	10/09/2015	14456
38803793	10/09/2015	14456
38804512	10/09/2015	14456
38804558	10/09/2015	13148
38804635	10/09/2015	14456
38805553	10/09/2015	14456
38807629	10/09/2015	14456
38807766	10/09/2015	14456
38809507	10/09/2015	14456
38810530	10/09/2015	14456
38811597	10/09/2015	14456
38811722	10/09/2015	14456
38812222	10/09/2015	14456
38813133	10/09/2015	14456
38813343	10/09/2015	14456
38814059	10/09/2015	13165
38814338	10/09/2015	14456
38815347	10/09/2015	14456
38816175	10/09/2015	14456
38816252	10/09/2015	
38816620	10/09/2015	14456
38818415	10/09/2015	14456
38819849	10/09/2015	14456
38834225	10/10/2015	
38836804	10/10/2015	14456
38838237	10/10/2015	14456
38842817	10/10/2015	13165

38842842	10/10/2015	14456
38843316	10/10/2015	14456
38845913	10/10/2015	10032
38847448	10/10/2015	14456
38851717	10/10/2015	14886
38858612	10/10/2015	
38859524	10/10/2015	14456
38859547	10/10/2015	14456
38859857	10/10/2015	14456
38860247	10/10/2015	14456
38861922	10/10/2015	14456
38902468	10/11/2015	14456
38913295	10/11/2015	14456
38915624	10/11/2015	14456
38916608	10/11/2015	14456
38922372	10/11/2015	14456
38925445	10/11/2015	14456
38925463	10/11/2015	14456
38928839	10/11/2015	14456
38930858	10/11/2015	14456
38937838	10/11/2015	14456
38949614	10/12/2015	14456
38953447	10/12/2015	14456
38956913	10/12/2015	14456
38960296	10/12/2015	14456
38963976	10/12/2015	14456
38975440	10/12/2015	14456
38978797	10/12/2015	14456
38979059	10/12/2015	14456
38980185	10/12/2015	14456
38982437	10/12/2015	14456
38987452	10/12/2015	14456
38989435	10/12/2015	14456
38989899	10/12/2015	14456
38994826	10/12/2015	14456
38995454	10/12/2015	
39000876	10/12/2015	14456
39002458	10/12/2015	14456
39003715	10/12/2015	14456
39005852	10/12/2015	14456
39008336	10/12/2015	14456
39014520	10/12/2015	
39036198	10/13/2015	14456
39046380	10/13/2015	14456
39047255	10/13/2015	14456
39047622	10/13/2015	14456
39050163	10/13/2015	14456
39050192	10/13/2015	14456
39052837	10/13/2015	14456
39059692	10/13/2015	14450
39072890	10/13/2015	14456
39074523	10/13/2015	14456
39074607	10/13/2015	14456
39075657	10/13/2015	14456
39080201	10/13/2015	14456
39119869	10/14/2015	14456
39137043	10/14/2015	14456
39141397	10/14/2015	14456
39153058	10/14/2015	14456
39209532	10/15/2015	14456
39251207	10/16/2015	1445
39272260	10/16/2015	
39427854	10/19/2015	14456
39430487	10/19/2015	14456
39449613	10/19/2015	14456
39461576	10/19/2015	13165
39462261	10/19/2015	14456
39516064	10/20/2015	14456
39516364	10/20/2015	14456

39530869	10/20/2015	14456
39531426	10/20/2015	14456
39531711	10/20/2015	14456
39533633	10/20/2015	14456
39537436	10/20/2015	14456
39588801	10/21/2015	14456
39596494	10/21/2015	14456
39597080	10/21/2015	14456
39601266	10/21/2015	14456
39601649	10/21/2015	14456
39601828	10/21/2015	14456
39602076	10/21/2015	14456
39602294	10/21/2015	
39602513	10/21/2015	14456
39602605	10/21/2015	14456
39602699	10/21/2015	14456
39603323	10/21/2015	14456
39603440	10/21/2015	14456
39603706	10/21/2015	14456
39603942	10/21/2015	14456
39604231	10/21/2015	14456
39604563	10/21/2015	13165
39605796	10/21/2015	14456
39607146	10/21/2015	14456
39607370	10/21/2015	14456
39607544	10/21/2015	14456
39608154	10/21/2015	14456
39608316	10/21/2015	14456
39608550	10/21/2015	14456
39608625	10/21/2015	14456
39608826	10/21/2015	14456
39608955	10/21/2015	14456
39609157	10/21/2015	14456
39611253	10/21/2015	14424
39613586	10/21/2015	14456
39667954	10/22/2015	14456
39670227	10/22/2015	14456
39671066	10/22/2015	14456
39671511	10/22/2015	14456
39673904	10/22/2015	14456
39674102	10/22/2015	13148
39674348	10/22/2015	14564
39691608	10/22/2015	14544
39691866	10/22/2015	14456
39695674	10/22/2015	14532
39695893	10/22/2015	14456
39696415	10/22/2015	14424
39697778	10/22/2015	14456
39751095	10/23/2015	14456
39751403	10/23/2015	14456
39761252	10/23/2015	14456
39761586	10/23/2015	14456
39761742	10/23/2015	14456
39761918	10/23/2015	14456
39762007	10/23/2015	14456
39762155	10/23/2015	14456
39762542	10/23/2015	14456
39762850	10/23/2015	Geneva tow n
39809822	10/24/2015	14456
39922282	10/26/2015	14456
39922390	10/26/2015	14456
39922665	10/26/2015	14456
39922691	10/26/2015	11456
39922955	10/26/2015	14456
39936565	10/26/2015	14456
39936676	10/26/2015	13148
39937195	10/26/2015	13148
39937596	10/26/2015	14456
39937760	10/26/2015	14456

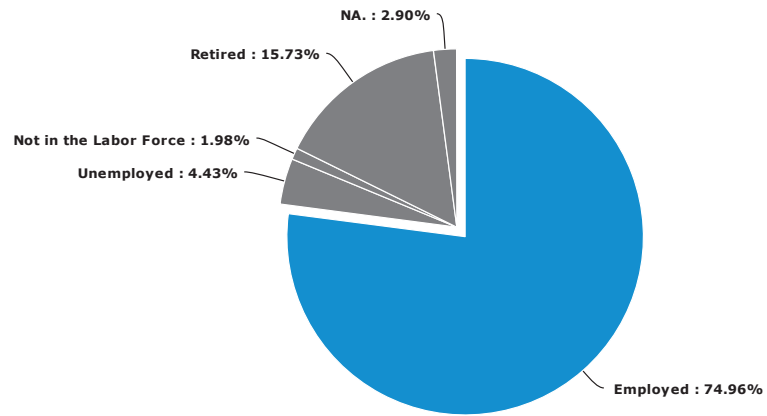
39937924	10/26/2015	14456
39939524	10/26/2015	
39940082	10/26/2015	14456
39940234	10/26/2015	14456
39940568	10/26/2015	14456
39944716	10/26/2015	14456
39945558	10/26/2015	14456
39957126	10/26/2015	14456
40009618	10/27/2015	14456
40009803	10/27/2015	14456
40009887	10/27/2015	13165
40010265	10/27/2015	14456
40016911	10/27/2015	14456
40017212	10/27/2015	14456
40017481	10/27/2015	
40019437	10/27/2015	14456
40021002	10/27/2015	14456
40021330	10/27/2015	14456
40021972	10/27/2015	14456
40022224	10/27/2015	14456
40030075	10/27/2015	14456
40030403	10/27/2015	14456
40030846	10/27/2015	14456
40031595	10/27/2015	14456
40033023	10/27/2015	14456
40099110	10/28/2015	14456
40160575	10/29/2015	14456
40168286	10/29/2015	14456
40248010	10/30/2015	14456
40248119	10/30/2015	14456
40248243	10/30/2015	14456
40248360	10/30/2015	14456
40248503	10/30/2015	14456
40248650	10/30/2015	14456
40248857	10/30/2015	14456
40249058	10/30/2015	14456
40249389	10/30/2015	14456
40249976	10/30/2015	14456
40416951	11/02/2015	
40417135	11/02/2015	14456
40417300	11/02/2015	14456
40417427	11/02/2015	
40419530	11/02/2015	14456
40420095	11/02/2015	14456
40420238	11/02/2015	14456
40421272	11/02/2015	14456
40421827	11/02/2015	14456
40421978	11/02/2015	
40423064	11/02/2015	
40477263	11/03/2015	14456
40477618	11/03/2015	14456
40478109	11/03/2015	14456
40478335	11/03/2015	14456
40479850	11/03/2015	14456
40480046	11/03/2015	14456
40480209	11/03/2015	
40480422	11/03/2015	14433
40480589	11/03/2015	14456
40481273	11/03/2015	14456
40482120	11/03/2015	14456
40482482	11/03/2015	14456
40506486	11/03/2015	14456
41241471	11/15/2015	14456
41738214	11/23/2015	13152 - but I ow n three homes in Geneva City

2. Where do you live in Geneva (Please indicate your neighborhood)? [\(neighborhood map\)](#)



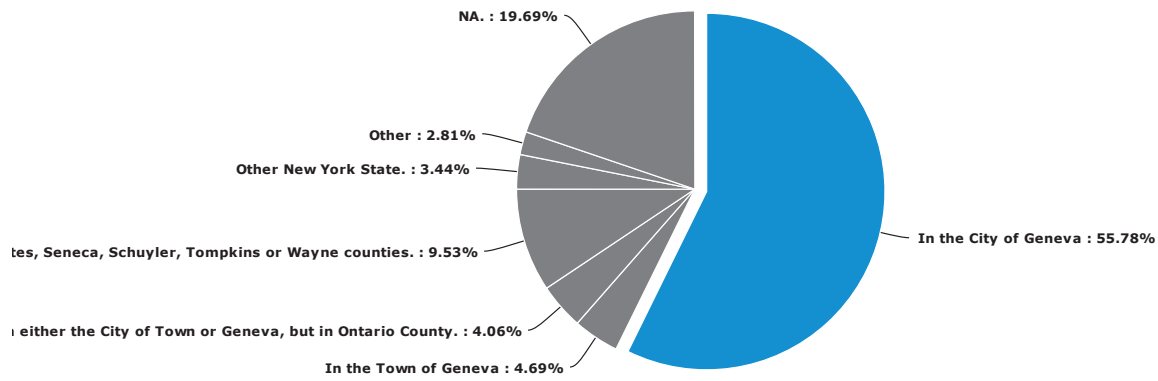
Answer	Count	Percent	
1. South Lake	31	4.75%	
2. Castle Heights	84	12.88%	
3. Lehigh Gardens	24	3.68%	
4. East Lakeview	20	3.07%	
5. Historic North	45	6.90%	
6. Western Gardens	33	5.06%	
7. The Arbors	19	2.91%	
8. Founders Square	51	7.82%	
9. Historic South	41	6.29%	
10. City Central	21	3.22%	
11. Hildreth Hill	65	9.97%	
12. In the City, but not sure of the neighborhood	45	6.90%	
13. Town of Geneva	80	12.27%	
14. Not in the City or Town of Geneva, but within the ZIP Code 14456	26	3.99%	
15. Outside the ZIP Code 14456	58	8.90%	
16. NA (No Answer)	9	1.38%	
Total	652	100%	
Mean: 8.538 Confidence Interval @ 95%: [8.187 - 8.889] Standard Deviation: 4.573 Standard Error: 0.179			

3. Please indicate your current employment status.



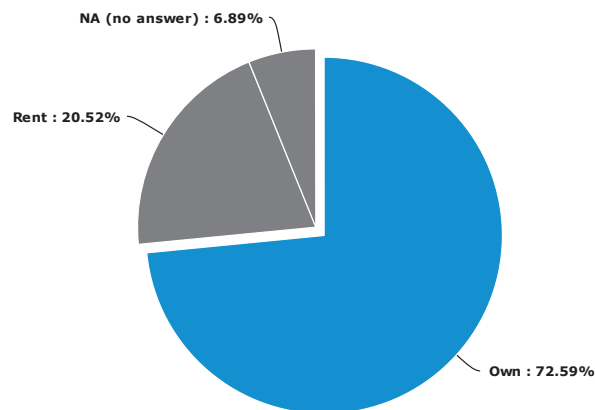
Answer	Count	Percent	20%	40%	60%	80%	100%
1. Employed	491	74.96%					
2. Unemployed	29	4.43%					
3. Not in the Labor Force	13	1.98%					
4. Retired	103	15.73%					
5. NA.	19	2.90%					
Total	655	100%					
Mean: 1.672	Confidence Interval @ 95%: [1.576 - 1.767]		Standard Deviation: 1.247		Standard Error: 0.049		

4. My place of employment (includes work from home for an non-area employer) is



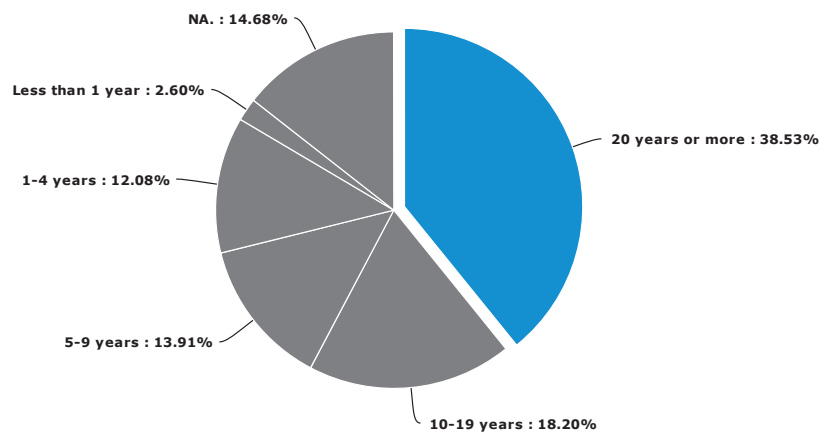
Answer	Count	Percent	
1. In the City of Geneva	357	55.78%	
2. In the Town of Geneva	30	4.69%	
3. Not in either the City of Town or Geneva, but in Ontario County.	26	4.06%	
4. Within Yates, Seneca, Schuyler, Tompkins or Wayne counties.	61	9.53%	
5. Other New York State.	22	3.44%	
6. Other	18	2.81%	
7. NA.	126	19.69%	
Total	640	100%	
Mean: 2.873 Confidence Interval @ 95%: [2.685 - 3.062] Standard Deviation: 2.430 Standard Error: 0.096			

5.Do you own or rent?



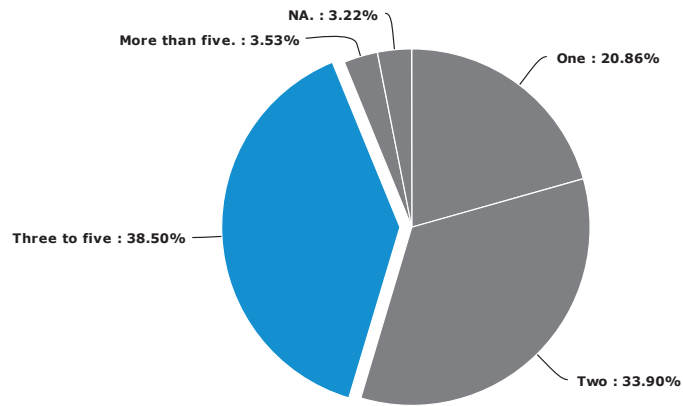
Answer	Count	Percent	20%	40%	60%	80%	100%
1. Own	474	72.59%	<div></div>				
2. Rent	134	20.52%	<div></div>				
3. NA (no answer)	45	6.89%	<div></div>				
Total	653	100%					
Mean: 1.343							
Confidence Interval @ 95%: [1.297 - 1.389]							
Standard Deviation: 0.603							
Standard Error: 0.024							

6.How long have you lived in the City of Geneva?



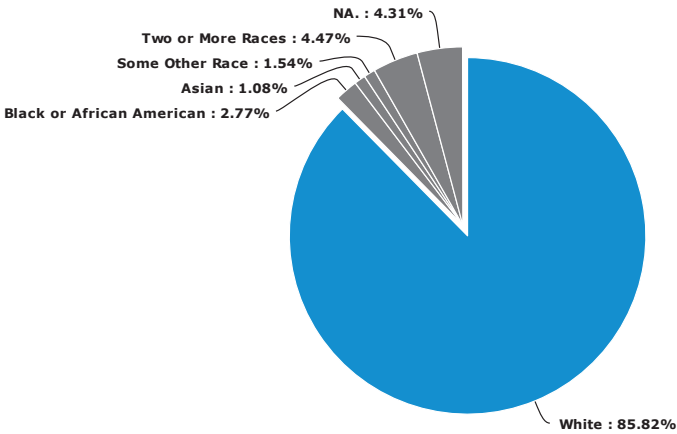
Answer	Count	Percent	20%	40%	60%	80%	100%
1. 20 years or more	252	38.53%					
2. 10-19 years	119	18.20%					
3. 5-9 years	91	13.91%					
4. 1-4 years	79	12.08%					
5. Less than 1 year	17	2.60%					
6. NA.	96	14.68%					
Total	654	100%					
Mean: 2.661	Confidence Interval @ 95%: [2.524 - 2.797]		Standard Deviation: 1.777		Standard Error: 0.069		

7. Household Size



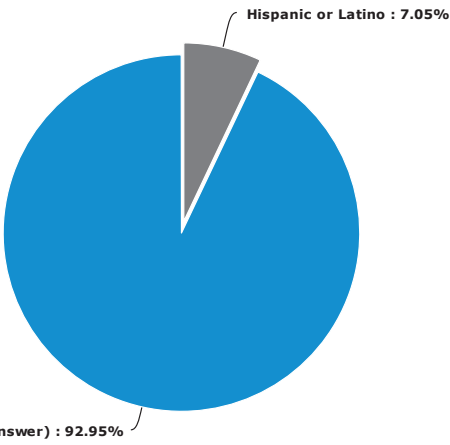
Answer	Count	Percent	20%	40%	60%	80%	100%
1. One	136	20.86%					
2. Tw o	221	33.90%					
3. Three to five	251	38.50%					
4. More than five.	23	3.53%					
5. NA.	21	3.22%					
Total	652	100%					
Mean: 2.344	Confidence Interval @ 95%: [2.270 - 2.417]		Standard Deviation: 0.953		Standard Error: 0.037		

8.Race



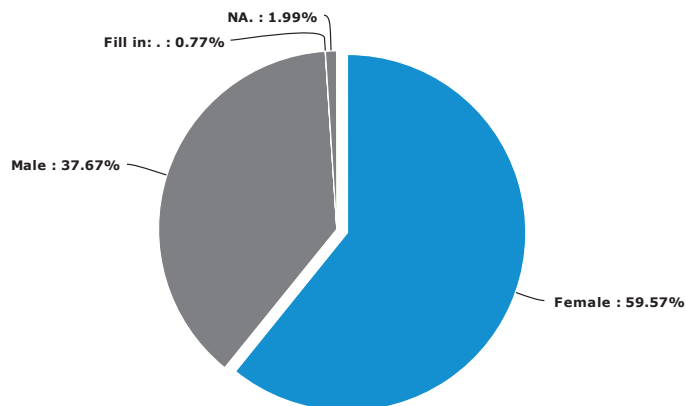
Answer	Count	Percent	20%	40%	60%	80%	100%
1. White	557	85.82%					
2. Black or African American	18	2.77%					
3. Asian	7	1.08%					
4. Native American	0	0.00%					
5. Some Other Race	10	1.54%					
6. Tw o or More Races	29	4.47%					
7. NA.	28	4.31%					
Total	649	100%					
Mean: 1.593	Confidence Interval @ 95%: [1.468 - 1.718]		Standard Deviation: 1.625		Standard Error: 0.064		

9. Hispanic Origin



Answer	Count	Percent	
1. Hispanic or Latino	37	7.05%	<div></div>
2. NA (no answer)	488	92.95%	<div></div>
Total	525	100%	
Mean: 1.930	Confidence Interval @ 95%: [1.908 - 1.951]		Standard Deviation: 0.256 Standard Error: 0.011

10. Gender Identity

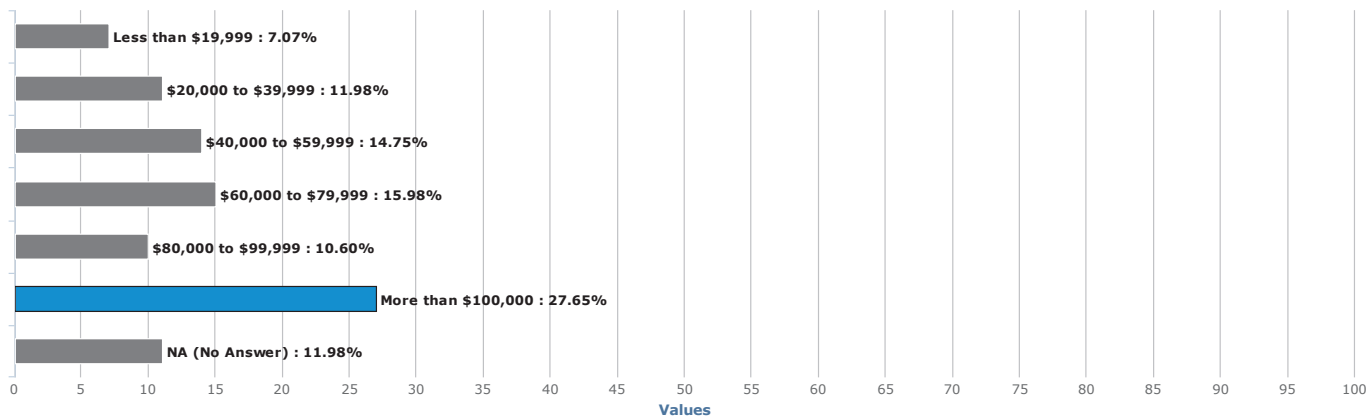


Answer	Count	Percent	
1. Female	389	59.57%	<div></div>
2. Male	246	37.67%	<div></div>
3. Fill in: .	5	0.77%	<div></div>
4. NA.	13	1.99%	<div></div>
Total	653	100%	
Mean: 1.452 Confidence Interval @ 95%: [1.404 - 1.499] Standard Deviation: 0.619 Standard Error: 0.024			

10. Gender Identity - [Text Data for Fill in: .]

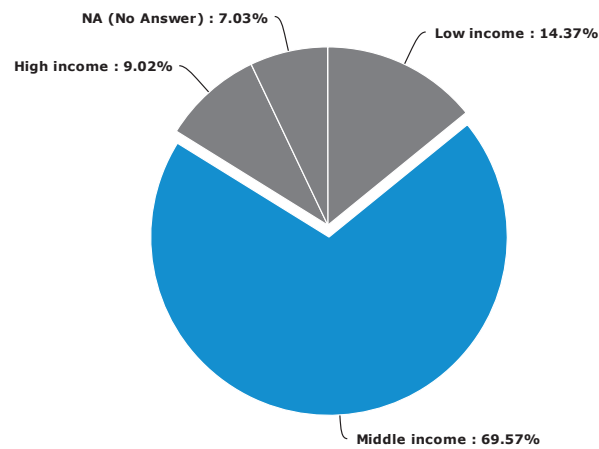
37682809	09/25/2015	Both
37749679	09/26/2015	Transgender
37881275	09/28/2015	male/female
40016911	10/27/2015	gay

11. Household income

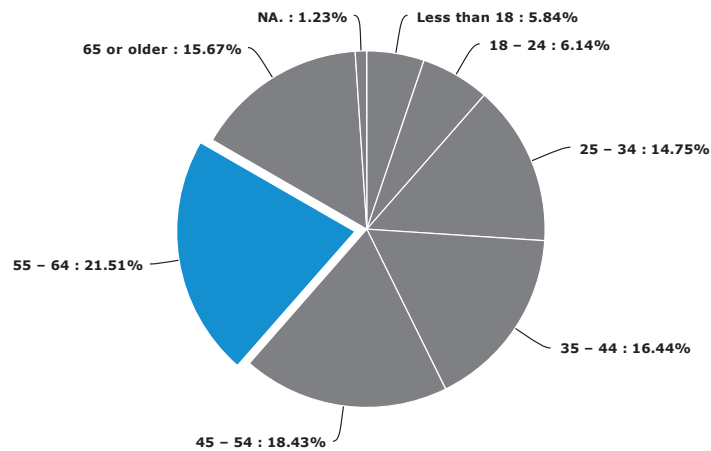


Answer	Count	Percent	20%	40%	60%	80%	100%
1. Less than \$19,999	46	7.07%					
2. \$20,000 to \$39,999	78	11.98%					
3. \$40,000 to \$59,999	96	14.75%					
4. \$60,000 to \$79,999	104	15.98%					
5. \$80,000 to \$99,999	69	10.60%					
6. More than \$100,000	180	27.65%					
7. NA (No Answer)	78	11.98%					
Total	651	100%					
Mean: 4.419 Confidence Interval @ 95%: [4.278 - 4.561] Standard Deviation: 1.839 Standard Error: 0.072							

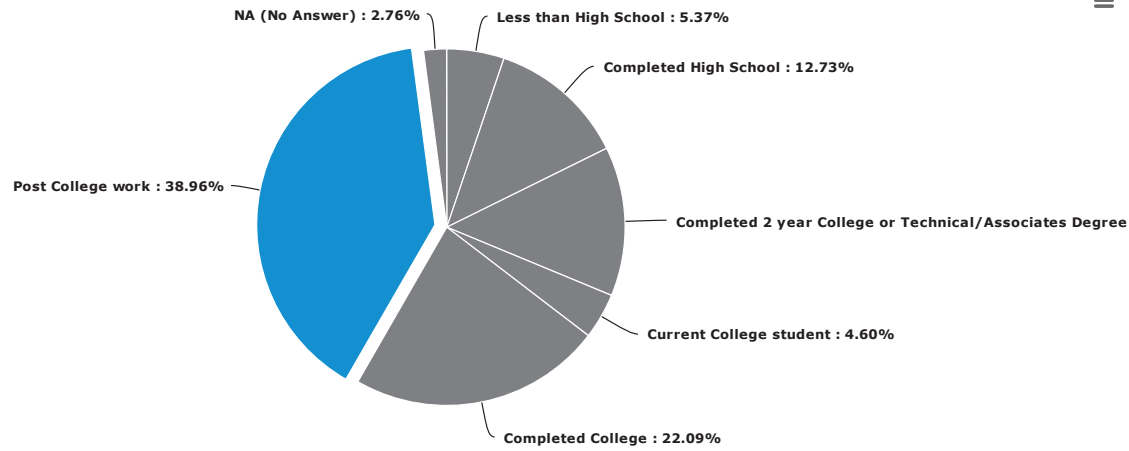
12. Do you consider your household as:



Answer	Count	Percent	20%	40%	60%	80%	100%
1. Low income	94	14.37%					
2. Middle income	455	69.57%					
3. High income	59	9.02%					
4. NA (No Answer)	46	7.03%					
Total	654	100%					
Mean: 2.087 Confidence Interval @ 95%: [2.033 - 2.142] Standard Deviation: 0.713 Standard Error: 0.028							

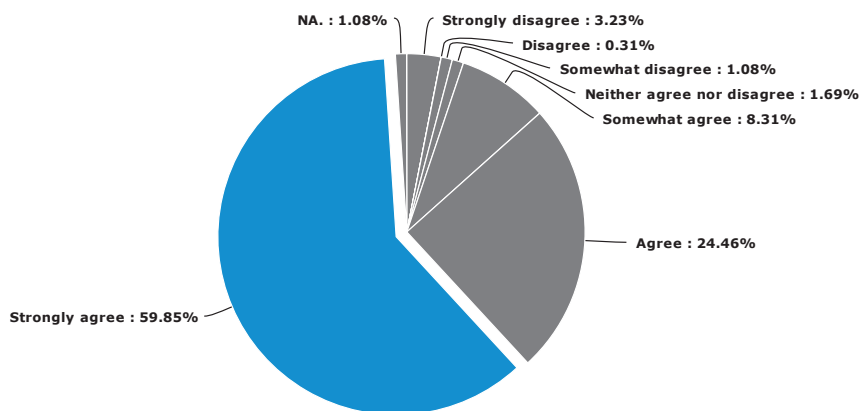


Answer	Count	Percent	20%	40%	60%	80%	100%
1. Less than 18	38	5.84%					
2. 18 - 24	40	6.14%					
3. 25 - 34	96	14.75%					
4. 35 - 44	107	16.44%					
5. 45 - 54	120	18.43%					
6. 55 - 64	140	21.51%					
7. 65 or older	102	15.67%					
8. NA.	8	1.23%					
Total	651	100%					
Mean: 4.688	Confidence Interval @ 95%: [4.553 - 4.823]		Standard Deviation: 1.761		Standard Error: 0.069		



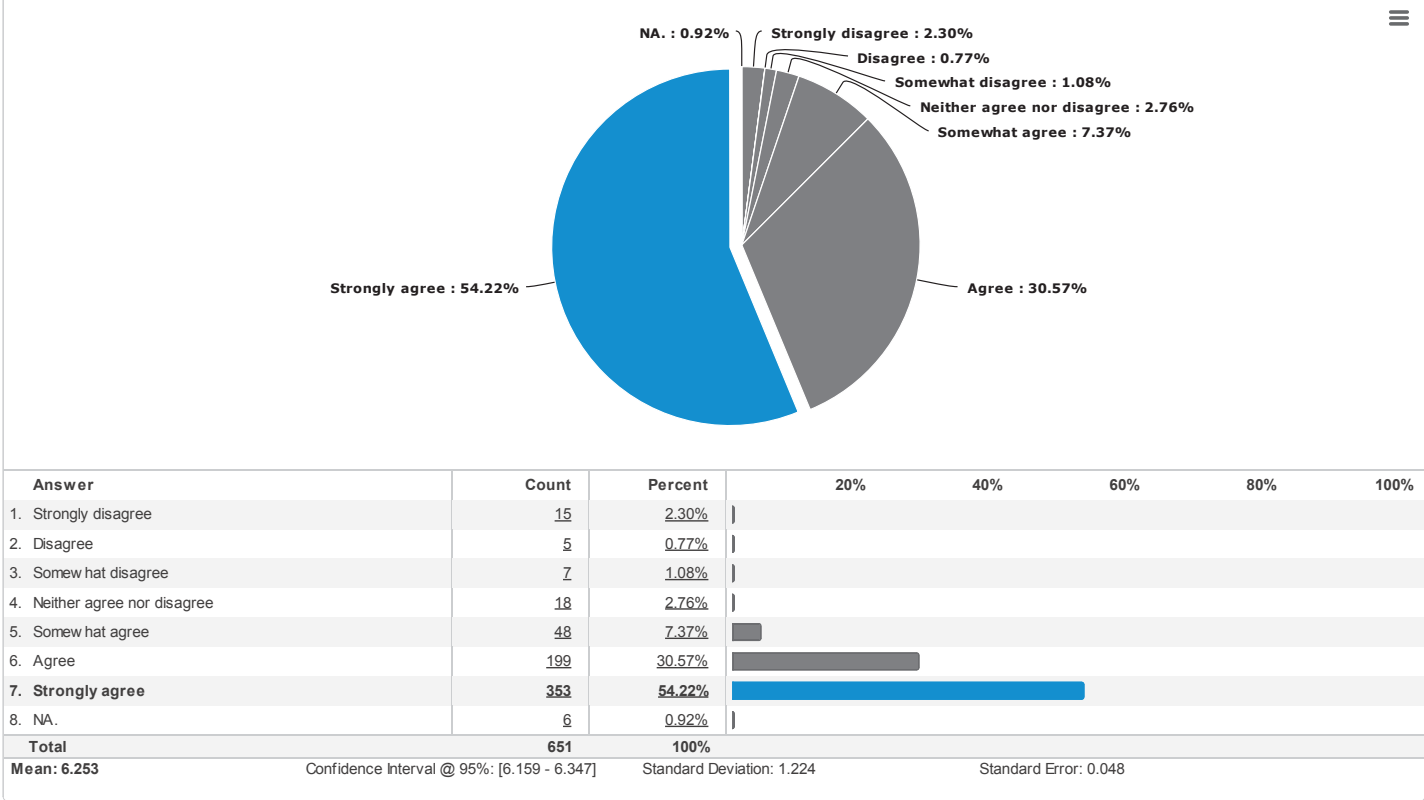
Answer	Count	Percent	20%	40%	60%	80%	100%
1. Less than High School	35	5.37%					
2. Completed High School	83	12.73%					
3. Completed 2 year College or Technical/Associates Degree	88	13.50%					
4. Current College student	30	4.60%					
5. Completed College	144	22.09%					
6. Post College work	254	38.96%					
7. NA (No Answer)	18	2.76%					
Total	652	100%					
Mean: 4.532 Confidence Interval @ 95%: [4.402 - 4.662] Standard Deviation: 1.696 Standard Error: 0.066							

15. Our natural setting (protecting our natural environment, preserving views, using agricultural resources) is important to protect and strengthen.

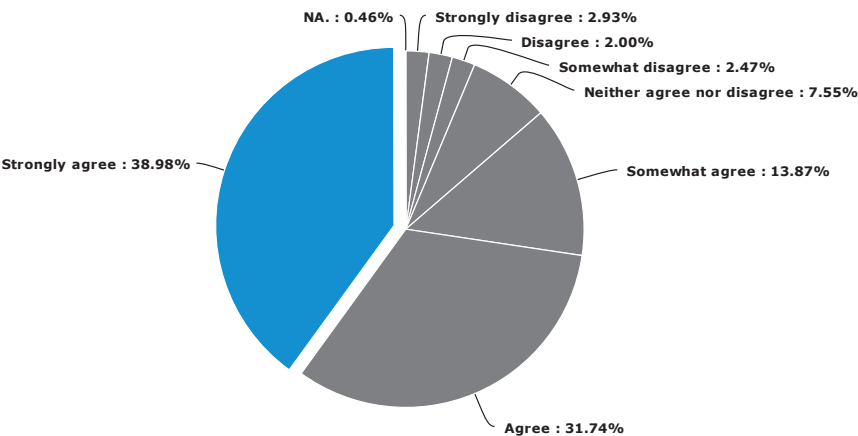


Answer	Count	Percent	20%	40%	60%	80%	100%
1. Strongly disagree	21	3.23%					
2. Disagree	2	0.31%					
3. Somew hat disagree	7	1.08%					
4. Neither agree nor disagree	11	1.69%					
5. Somew hat agree	54	8.31%					
6. Agree	159	24.46%					
7. Strongly agree	389	59.85%					
8. NA.	7	1.08%					
Total	650	100%					
Mean: 6.297 Confidence Interval @ 95%: [6.198 - 6.396] Standard Deviation: 1.289 Standard Error: 0.051							

16. Our small town character (community members helping each other out, collaborations, sense of connection, charm) is important to protect and strengthen.

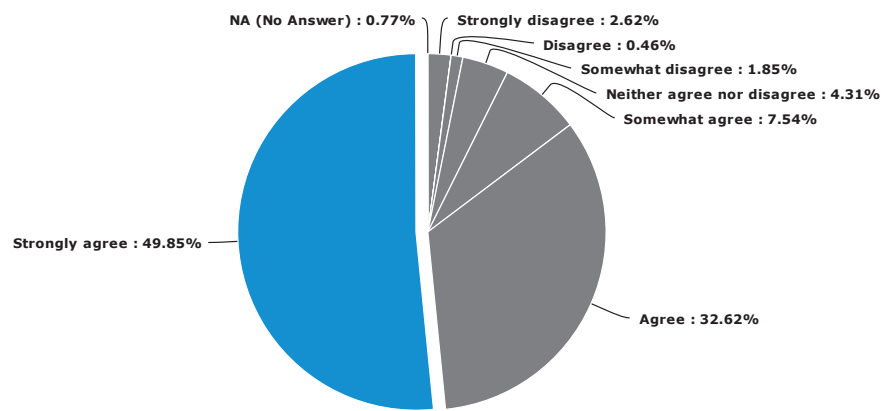


17.Our cultural heritage (our diverse identities, traditions, customs, history) is important to protect and strengthen.



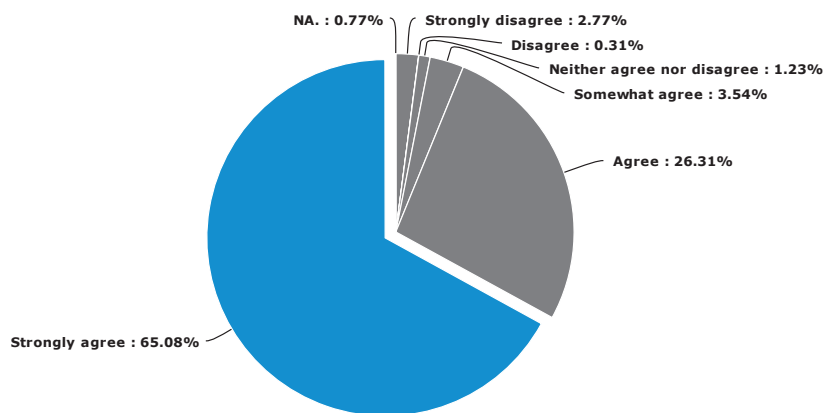
Answer	Count	Percent	20%	40%	60%	80%	100%
1. Strongly disagree	19	2.93%					
2. Disagree	13	2.00%					
3. Somew hat disagree	16	2.47%					
4. Neither agree nor disagree	49	7.55%					
5. Somew hat agree	90	13.87%					
6. Agree	206	31.74%					
7. Strongly agree	253	38.98%					
8. NA.	3	0.46%					
Total	649	100%					
Mean: 5.809 Confidence Interval @ 95%: [5.698 - 5.920] Standard Deviation: 1.446 Standard Error: 0.057							

18. Our arts, architecture and cultural assets (our festivals, cultural centers, architectural and artistic assets) are important to protect and strengthen.



Answer	Count	Percent	20%	40%	60%	80%	100%
1. Strongly disagree	17	2.62%					
2. Disagree	3	0.46%					
3. Somew hat disagree	12	1.85%					
4. Neither agree nor disagree	28	4.31%					
5. Somew hat agree	49	7.54%					
6. Agree	212	32.62%					
7. Strongly agree	324	49.85%					
8. NA (No Answer)	5	0.77%					
Total	650	100%					
Mean: 6.148 Confidence Interval @ 95%: [6.049 - 6.246] Standard Deviation: 1.285 Standard Error: 0.050							

19. Our economic prosperity (job availability, job growth, property values, overall financial health of government and community) is important to protect and strengthen.



Answer	Count	Percent	20%	40%	60%	80%	100%
1. Strongly disagree	18	2.77%					
2. Disagree	2	0.31%					
3. Somew hat disagree	0	0.00%					
4. Neither agree nor disagree	8	1.23%					
5. Somew hat agree	23	3.54%					
6. Agree	171	26.31%					
7. Strongly agree	423	65.08%					
8. NA.	5	0.77%					
Total	650	100%					
Mean: 6.455 Confidence Interval @ 95%: [6.368 - 6.543] Standard Deviation: 1.141 Standard Error: 0.045							

20. Please rank the following in terms of their importance to Geneva when it comes to planning and developing land use policies and zoning codes. Please rank with 5 as the highest rank and 1 as the lowest rank.

Average Rank															
		1		2		3		4		5		6			
1. Natural Setting	3.20	<div><div></div></div>													
2. Small Town Character	2.66	<div><div></div></div>													
3. Cultural Heritage	2.51	<div><div></div></div>													
4. Arts, Architecture and Cultural Assets	2.64	<div><div></div></div>													
5. Economic Prosperity	3.33	<div><div></div></div>													
6. Other (please explain at next question)	3.86	<div><div></div></div>													
Data Table															
1. Natural Setting		82	15.21%	83	15.37%	113	20.93%	153	28.28%	97	26.08%	2	10.00%		
2. Small Town Character		115	21.34%	126	23.33%	129	23.89%	96	17.74%	42	11.29%	1	5.00%		
3. Cultural Heritage		154	28.57%	106	19.63%	73	13.52%	57	10.54%	63	16.94%	2	10.00%		
4. Arts, Architecture and Cultural Assets		102	18.92%	149	27.59%	125	23.15%	91	16.82%	38	10.22%	2	10.00%		
5. Economic Prosperity		79	14.66%	74	13.70%	94	17.41%	138	25.51%	128	34.41%	2	10.00%		
6. Other (please explain at next question)		7	1.30%	2	0.37%	6	1.11%	6	1.11%	4	1.08%	11	55.00%		

21. In your opinion, if there are other values that are more important than those listed in the questions above, please comment below?		
37616075	09/24/2015	
37616893	09/24/2015	
37673747	09/25/2015	
37674805	09/25/2015	
37675826	09/25/2015	
37675886	09/25/2015	Small Town Character? I grew up in a small town in New York. Geneva does not have the feeling of a small town. It has the feeling of a small city. We should be considering how that can be to our advantage (which I think it can because we are surrounded by places that feel like small towns- we are a small town with a cosmopolitan feel and that is unique).
37675947	09/25/2015	
37675984	09/25/2015	
37676196	09/25/2015	focus in downtown. Revitalization. More city assistance. On location and travel destination. Attract more young professionals
37676261	09/25/2015	I believe some of these are linked. For example we cannot be prosperous if we destroy our agricultural and tourism base. They are tied for 1st. And the other three will thrive best if they are seen as linked too. We could be a model for race relations in that way
37676290	09/25/2015	
37676343	09/25/2015	
37676547	09/25/2015	
37676552	09/25/2015	
37676645	09/25/2015	
37677208	09/25/2015	I don't it makes sense to ask about values in this way. I think most people value all these aspects of life in Geneva, but none of them can be sustained if we can't provide a decent livelihood for the people who live here. For one would be willing to compromise on any of these points as long as it would mean that our young people can have a future here. That needs to be our first priority and moral imperative otherwise the only social mobility we will have is in a backwards direction.
37677448	09/25/2015	
37677457	09/25/2015	
37677667	09/25/2015	
37677942	09/25/2015	Tourism should be a focus and we need to develop the lakefront. We can leave sufficient green space and still have high end, tax base producing development.
37678054	09/25/2015	
37678167	09/25/2015	
37678287	09/25/2015	
37678488	09/25/2015	I'd like to see some pedestrian (this could be improved) and family friendly aspects of our town emphasized but not sure where that fits in.
37678630	09/25/2015	
37679023	09/25/2015	I think some of the categories about should be combined, i.e. Small Town Character and Arts, Agriculture, and Cultural Assets or Natural Setting and Economic Prosperity.
37679136	09/25/2015	
37679221	09/25/2015	Maintaining civic sovereignty (stop turning over city services to Ontario County), maintaining well funded, well equipped & well supported emergency services including local dispatching.
37679237	09/25/2015	
37679634	09/25/2015	
37679764	09/25/2015	
37680249	09/25/2015	
37680606	09/25/2015	
37680992	09/25/2015	
37681001	09/25/2015	
37681009	09/25/2015	
37681352	09/25/2015	If you have five, things, there should be five numbers, or the ability to indicate a "tie."
37681887	09/25/2015	
37682069	09/25/2015	
37682109	09/25/2015	
37682211	09/25/2015	
37682215	09/25/2015	
37682744	09/25/2015	
37682809	09/25/2015	Economic development
37682899	09/25/2015	providing affordable and adequate housing to low income families
37683077	09/25/2015	
37683395	09/25/2015	Less government involvement and costs to the residents of the City. The City can't even pick up my yard waste, don't get involved in anything more important.
37683429	09/25/2015	
37683682	09/25/2015	Public Safety (Drugs/Crime): I see these as directly related to the prevalence of low -cost "investment properties" that attract absentee slum landlords who rent to very low - income, underemployed populations from larger neighboring cities. Such landlords and their transient tenants do not share or contribute to "pride of place".
37683689	09/25/2015	
37685313	09/25/2015	
37685524	09/25/2015	
37685647	09/25/2015	
37685925	09/25/2015	
37686058	09/25/2015	
37686136	09/25/2015	
37686171	09/25/2015	
37686314	09/25/2015	
37686379	09/25/2015	
37686392	09/25/2015	
37686742	09/25/2015	Economic prosperity is so much more important than anything else.
37686959	09/25/2015	
37687029	09/25/2015	

37687139	09/25/2015	
37687246	09/25/2015	
37687747	09/25/2015	
37687775	09/25/2015	
37687800	09/25/2015	
37687945	09/25/2015	
37687982	09/25/2015	
37688403	09/25/2015	
37688423	09/25/2015	Safety
37688528	09/25/2015	The position of 5&20 around the top of the lake and the railroad along both the west and east sides of the lake is hurting our development as a city. Both need to be moved away from the lake in order to be able to make the most of the natural beauty, thereby attracting more visitors and new residents. If it is not financially possible to move 5&20, then they should drudge the area encompassed by 5&20, below the row houses and to the west of Ramada, to allow for a small harbor where boats can dock. That would make the lakefront beautiful, and would rid it of the huge empty lot, which is an eyesore. Geneva will continue to "do okay" thanks to the lake, Hobart and William Smith Colleges and its proximity to Rochester and Syracuse. People will always come because of those reasons (the lakes closer to Rochester and Syracuse are becoming saturated). But we really wanted the city to thrive we would have to rethink the financial strategy (anyone owning property is slammed in property taxes for little to nothing in return and that is not an incentive to buy and invest in the area), as well as the development of the lakefront. It seems up until this point the City Board and residents have been very complacent about all of this. The status quo seems to be sufficient and that is unfortunate.
37688531	09/25/2015	
37688634	09/25/2015	
37688738	09/25/2015	
37688762	09/25/2015	
37688992	09/25/2015	
37689047	09/25/2015	
37689063	09/25/2015	Genevans in general need to keep up with current times and stop living in the past. This in particular is my no.1 pet peeve about this city. Also, in particular, getting Geneva to the place where everyone is treated fairly regardless of income, race, disability, sexual orientation, etc., etc., needs to be a priority, and based on what I see, you have a LONG way to go. Sorry to be so blunt. Just my \$.02
37689071	09/25/2015	
37689190	09/25/2015	
37689477	09/25/2015	
37689482	09/25/2015	Celebrating diversity
37689721	09/25/2015	
37689849	09/25/2015	No others, but I put "economic prosperity" last because I think it stems from the other four.
37689973	09/25/2015	
37690117	09/25/2015	
37690268	09/25/2015	
37690275	09/25/2015	
37690642	09/25/2015	educational opportunities and assets
37690737	09/25/2015	I'd like to see more initiative to become to go green for example use safer options for parks than round up and the likes. Seeing that parks are being sprayed resulting in warning signs to not walk on the grass has me and my kids worried what is being used.
37690977	09/25/2015	
37690981	09/25/2015	
37691504	09/25/2015	We need to stop being the HUB for welfare and low income housing.. None of the above will ever improve if we keep inviting welfare, drugs and low income housing to our area.
37691546	09/25/2015	
37691710	09/25/2015	
37691979	09/25/2015	Inclusive communities - I think it's important not just to have a small-town feel, but to have a city that welcomes people from all different backgrounds/cultures/classes, etc. I'd love to see a greater mix of people at different events, more integration across neighborhoods and socio-economic barriers, not such a divided city.
37691989	09/25/2015	
37692225	09/25/2015	
37692471	09/25/2015	
37692631	09/25/2015	NA
37692799	09/25/2015	
37692812	09/25/2015	
37693065	09/25/2015	
37693230	09/25/2015	
37693489	09/25/2015	
37693583	09/25/2015	More local restaurants and places for community to gather.
37693620	09/25/2015	
37693632	09/25/2015	Cultural and ethnic diversity.
37693694	09/25/2015	
37693846	09/25/2015	
37694346	09/25/2015	
37694470	09/25/2015	
37694473	09/25/2015	
37694530	09/25/2015	
37694544	09/25/2015	
37694580	09/25/2015	If economic strength comes at the cost of being able to "see the lake" from the road that is ok. walkways and paths can be developed to have an enjoyment of the lake. taxes and revenue for use of that property would greatly aid the economic prosperity of Geneva.
37694683	09/25/2015	
37694714	09/25/2015	Active and Engaging. Things like playgrounds, sports areas, walkability, interactive things.
37695079	09/25/2015	
37695698	09/25/2015	
37695703	09/25/2015	
37696449	09/25/2015	
37696472	09/25/2015	

Appendix B: Survey Responses

37697278	09/25/2015	
37698116	09/25/2015	
37698404	09/25/2015	Beautiful lakefront with its long trails and the charm of the downtown are the prime reasons why we chose to live in Geneva, even though one of the two earners in our household works in Ithaca. The Colleges are a great asset because of all the cultural and educational events they make available to the public.
37698452	09/25/2015	
37699096	09/25/2015	
37699792	09/25/2015	I don't know if it's more important than any of the above, but I think it's important to maintain/support socioeconomic diversity in Geneva (ie, guard against gentrification).
37699858	09/25/2015	
37700461	09/25/2015	
37700647	09/25/2015	There are many individuals of retirement age that would choose to continue to live in Geneva if there was decent housing available for this age group. This is a group that is very active in volunteering for many non-profit organizations and have the money to enjoy dinner out, shopping, etc. yet the housing available is forcing people to go in the Canandaigua areas etc. We should be thinking about affordable condos in the Geneva area.
37701099	09/25/2015	
37701317	09/25/2015	
37701382	09/25/2015	
37702171	09/25/2015	
37702622	09/25/2015	Na
37703456	09/25/2015	
37703703	09/25/2015	How can this be a 1-4 scale when there are 6 sections...
37704098	09/25/2015	
37704767	09/25/2015	Fairness and Justice
37704839	09/25/2015	No
37705052	09/25/2015	
37705195	09/25/2015	
37705283	09/25/2015	individual freedom
37705701	09/25/2015	
37705849	09/25/2015	
37705896	09/25/2015	
37706081	09/25/2015	Cooperation and direct public control of the common good. In other words, encourage worker coops, worker owned businesses, public-ownership of utilities, like power, Internet/cable, etc.
37706126	09/25/2015	
37706411	09/25/2015	
37706526	09/25/2015	Continuing with community events that support local businesses (breweries, wineries, restaurants, gyms, etc)
37706753	09/25/2015	
37707017	09/25/2015	
37708780	09/25/2015	
37708940	09/25/2015	I note the absence of (improved) education and (maintaining) affordability among the choices, both of which would rank among my priorities -- not above the economy, but still high.
37711267	09/25/2015	Diversity
37715561	09/26/2015	
37721510	09/26/2015	
37722586	09/26/2015	
37724425	09/26/2015	
37724852	09/26/2015	
37725147	09/26/2015	
37725203	09/26/2015	Education and a rich intellectual heritage: strong schools (preK through college) rich informal education environment for all ages.
37725487	09/26/2015	
37726095	09/26/2015	Shouldn't there be five number options up there?
37726314	09/26/2015	
37726525	09/26/2015	
37726754	09/26/2015	
37726769	09/26/2015	Educational opportunity
37727461	09/26/2015	Environmental
37727970	09/26/2015	
37728074	09/26/2015	A strong police force, and fire companies.
37729432	09/26/2015	
37731368	09/26/2015	
37731641	09/26/2015	
37733044	09/26/2015	
37733181	09/26/2015	Opportunities for our youth-tectrational, job opportunities and INTERNSHIPS for high school studentd
37734508	09/26/2015	Housing occupancy and retirement community
37734862	09/26/2015	
37735466	09/26/2015	city supports residents with services
37737580	09/26/2015	Upscale housing for seniors who would like to stay in Geneva but don't want the responsibility of owning a home anymore. There is nothing here for moderate incomes ie condos etc except low income housing. This will just detract those with larger incomes from staying. They will be seeking other places like Canandaigua to live in their later years. Geneva will lose the income from those who do not mind spending money or volunteering where they live. You can keep the beauty of the lake and still invest in housing along the lake. If not we are going to be rich with natural beauty and lake views and poor with services for the community due to an overload of lower income population and low tax base.
37738709	09/26/2015	
37740480	09/26/2015	
37741567	09/26/2015	
37743458	09/26/2015	Safe location
37748798	09/26/2015	

37749679	09/26/2015	
37750704	09/26/2015	
37753102	09/26/2015	
37753373	09/26/2015	Development and use of environmental resources - low carbon footprint and green energy
37757641	09/26/2015	not allow ing homes to operate as B&Bs in primarily residential (family) neighborhoods
37759600	09/26/2015	
37760421	09/26/2015	
37767472	09/27/2015	
37777245	09/27/2015	education and a stable and fair tax base
37785406	09/27/2015	
37786351	09/27/2015	Commitment to social justice, language diversity and bilingualism,
37789955	09/27/2015	
37791372	09/27/2015	I believe issues of race are central to Geneva's assets and problems alike. In many ways, Geneva is a segregated city, and citizens need to reach across the table on both sides to create true dialogue and collaboration.
37792160	09/27/2015	Relationship betw een HWS and the city.
37792195	09/27/2015	
37793469	09/27/2015	
37799913	09/27/2015	Access to Education at all levels
37800808	09/27/2015	
37802676	09/27/2015	
37805352	09/27/2015	Safe & drug free enviroment
37806657	09/27/2015	
37809487	09/27/2015	
37809755	09/27/2015	
37811658	09/27/2015	
37813221	09/27/2015	
37841211	09/28/2015	
37851733	09/28/2015	Law and Order
37852346	09/28/2015	
37853168	09/28/2015	
37853393	09/28/2015	
37856797	09/28/2015	
37859394	09/28/2015	
37859833	09/28/2015	
37861676	09/28/2015	
37870014	09/28/2015	
37872510	09/28/2015	A tow n w here people can live and w ork, w ithin w alking distance to the services of the community.
37872670	09/28/2015	
37877523	09/28/2015	
37878854	09/28/2015	Entry corridors curb appeal.
37881275	09/28/2015	
37883300	09/28/2015	
37883835	09/28/2015	
37884488	09/28/2015	parking is an issue dow ntow n. this 2 hour limit is RIDICULOUS! how can you expect people to eat and shop if they can only park for 2 hours. it's a big deterrent for many people and i hear about it every day.
37885297	09/28/2015	
37885943	09/28/2015	N/A
37910933	09/29/2015	
37918302	09/29/2015	n/a
37919221	09/29/2015	NA
37923441	09/29/2015	
37923576	09/29/2015	
37923994	09/29/2015	
37924564	09/29/2015	
37925213	09/29/2015	
37925869	09/29/2015	Keep the lakefront open and accessible. Do not build it up w ith condos and retail.
37925993	09/29/2015	
37925994	09/29/2015	
37929251	09/29/2015	I actually think all of the above values are equally as important, but if I HAD to rank them (w hich it seems I must!), see above.
37929474	09/29/2015	Small tow n character seems like a catch-all phrase for an ideal that I'm not sure Geneva can mimic or has to begin w ith - I think this phrasing should be better stated.
37930470	09/29/2015	
37935622	09/29/2015	
37935808	09/29/2015	
37946691	09/29/2015	
37948554	09/29/2015	Low ering taxes
37956242	09/29/2015	the value of keeping our taxes low , expanding the tax base to raise the % of properties paying taxes, and bringing business to the city that pays a higher average income.
37958399	09/29/2015	
37960827	09/29/2015	
38050000	09/30/2015	
38055856	09/30/2015	Protecting families and strengthening them and giving them tools to do so

38056505	09/30/2015	
38058346	09/30/2015	
38060904	09/30/2015	
38063584	09/30/2015	
38066271	09/30/2015	access to the lake and lakefront.
38067295	09/30/2015	We must encourage broader access to our public and private spaces. This includes working toward more socioeconomic integration in our neighborhoods.
38071078	09/30/2015	
38076630	09/30/2015	
38078367	09/30/2015	
38078891	09/30/2015	
38079188	09/30/2015	
38079467	09/30/2015	
38079707	09/30/2015	
38080202	09/30/2015	downtown is dead More retail stores should be there instead of more restaurants and entertainment. Downtown is busy for certain occasions, then it becomes dead. We need it busy all the time.
38080561	09/30/2015	
38082616	09/30/2015	
38086352	09/30/2015	
38103867	09/30/2015	Creation of Non service Jobs.
38123242	10/01/2015	
38123941	10/01/2015	
38125349	10/01/2015	
38125357	10/01/2015	
38129980	10/01/2015	
38134128	10/01/2015	Recreation, people working for what they have, safety
38134351	10/01/2015	
38135019	10/01/2015	
38136410	10/01/2015	
38139185	10/01/2015	
38141694	10/01/2015	Increase the safety of the community and awareness of how the increasing crime level in the Geneva community impacts the surrounding towns and communities.
38142988	10/01/2015	
38144021	10/01/2015	
38147810	10/01/2015	
38149109	10/01/2015	
38149158	10/01/2015	
38149183	10/01/2015	
38149631	10/01/2015	
38149636	10/01/2015	safety and integrity
38149652	10/01/2015	no
38149651	10/01/2015	
38149839	10/01/2015	Geneva is a beautiful, diverse community. It would be wonderful to have a balance of natural/agricultural while still expanding to more opportunities for business growth restaurants shopping etc.
38150199	10/01/2015	
38150567	10/01/2015	
38151534	10/01/2015	
38152111	10/01/2015	We need to take care of our citizens as well as making ethical and responsible budgeting decisions.
38152545	10/01/2015	A sense of safety is important as well.
38153706	10/01/2015	It is very difficult to legislate, but folks demonstrating pride in their home/neighborhood by simple home maintenance and yard work would be a step forward. There are too many people... tenants and some homeowners who do not mow, trim, take in trash, overcrowd their porches with junk. All of this detracts from a neighborhood. There are violations, but until a fine or some punitive punishment is enforced by City or a Judge.... rules are meaningless.
38154800	10/01/2015	
38155213	10/01/2015	
38157433	10/01/2015	
38159989	10/01/2015	
38160154	10/01/2015	lower crime
38160383	10/01/2015	
38163927	10/01/2015	
38164048	10/01/2015	
38164306	10/01/2015	
38165307	10/01/2015	
38165381	10/01/2015	
38165444	10/01/2015	
38165623	10/01/2015	
38166166	10/01/2015	schools
38166240	10/01/2015	
38167263	10/01/2015	
38167930	10/01/2015	
38182451	10/02/2015	Affordability of city taxes
38182469	10/02/2015	
38184898	10/02/2015	Following the law
38185087	10/02/2015	

38185437	10/02/2015	
38185847	10/02/2015	
38186099	10/02/2015	
38191460	10/02/2015	It is important for a community to be interdependent and to care for each other out of God's love for each other.
38191904	10/02/2015	Less government, private investment is better for the long term. more of a push tow ard one people and less about diversity.
38193656	10/02/2015	Affordability of living: property taxes.
38198297	10/02/2015	
38199025	10/02/2015	
38199643	10/02/2015	
38208159	10/02/2015	
38208907	10/02/2015	
38211728	10/02/2015	While incorporated as a part of economic prosperity, tourism and tourist attractions should be a separate category. This should be w orked w ith the lake and w ine industry to maximize fiscal benefits for Geneva.
38213209	10/02/2015	
38220754	10/02/2015	Being progressive. Mixing old and new .
38222805	10/02/2015	
38225250	10/02/2015	
38227466	10/02/2015	
38231361	10/02/2015	
38237437	10/02/2015	High property taxes are a huge negative for living in the City of Geneva. Somehow this must be addressed for future economic prosperity.
38240321	10/02/2015	The abundant availability of resources for people in need of services. I'd rank this as 2-1/2.
38242646	10/02/2015	
38249207	10/02/2015	Clean, Safe Neighborhoods w ith houses of worship as the Rock of a community!
38253007	10/02/2015	access to the lake and lakefront.
38253326	10/02/2015	Location of facilities that promote high quality, integrated schools and youth mentorship for all
38266463	10/02/2015	
38270010	10/03/2015	Truely Diversifying our municipality and government.
38272439	10/03/2015	safety
38296768	10/03/2015	
38297468	10/03/2015	A safe environment to feel comfortable walking in either day or night
38297510	10/03/2015	
38299726	10/03/2015	
38310200	10/03/2015	We need professional planning and input from people w ho are w illing to develop areas like part of the lakefront as well as dow ntow n ie Watkins Glen, Skaneateles
38310349	10/03/2015	
38314833	10/03/2015	
38319905	10/03/2015	
38327356	10/03/2015	
38334030	10/03/2015	When 40% of the landow ners have to fund 100% of the city's expenses through property taxes, and there is no room for expansion in the city to increase the tax base....the w hole city suffers. The taxpayers are tapped out - I pay close to \$8,000 a year for both city and school taxes...in other communities of similar size, the taxes are half that. I w ould rather spend an extra \$4,000 on the restaurants, stores and businesses in this city, but I don't have it to spend. I believe it is high time to look to our neighbors in the Tow n of Geneva and have them help fund those things they share w ith the city and enjoy, such as the parks and lakefront. They pay school taxes, w hy not have them pay a usage tax? Or raise their w ater and sew er rates? With all the tax-free land in this city, the residents are choked. No w onder many people don't improve or update their homes. Who can afford it w ith our high taxes?
38334574	10/03/2015	
38337535	10/03/2015	
38345284	10/03/2015	
38351612	10/03/2015	
38378880	10/04/2015	use assets to support current members, enlarge tax base, specifically expand residential lakefront w hile keeping public access
38380498	10/04/2015	
38388721	10/04/2015	I found it difficult to rank the priorities in question 20 as they are all about equal to me. What is missing is supporting inclusiveness and diversity as w ell as w orking on conversion to renew able sources of energy and ecological concerns.
38389633	10/04/2015	
38398575	10/04/2015	
38402309	10/04/2015	
38403911	10/04/2015	Making Geneva a place people w ant to visits and stay , rather than a place to drive through to get to other destinations. We have NO strong identity that separates us from other lake tow ns in the region. Let Geneva be the lake tow n that is know n for wineries or arts-- something that w ill draw new residents and jobs! The economy w ill prosper w hen we have an identity (i.e. Watkins Glen know n for the races= lager draw of visitors and income)!
38411722	10/04/2015	
38413976	10/04/2015	
38417043	10/04/2015	Creative
38420378	10/04/2015	
38425212	10/04/2015	senior living and activities needed for middle income retirees.
38425621	10/04/2015	
38444348	10/05/2015	
38451757	10/05/2015	
38453534	10/05/2015	
38455398	10/05/2015	
38459879	10/05/2015	N/A
38463520	10/05/2015	
38464204	10/05/2015	
38468282	10/05/2015	
38471033	10/05/2015	
38471234	10/05/2015	I feel there is value to maintaining our natural environment, small tow n character, etc. but w e need to do that and bring our costs of living and doing business in our community

Appendix B: Survey Responses

38473718	10/05/2015	low er to attract investment and a healthy community population.
38475406	10/05/2015	Dow ntow n needs to be cleaned up. Get rid of the dirtballs hanging out and not working. People screaming obscenities and so on.
38479766	10/05/2015	foul language throughout dow ntow n is a big deterrent to our tourism along w ith dilapidated and vacant buildings
38500973	10/05/2015	
38503435	10/05/2015	
38504869	10/05/2015	
38509614	10/05/2015	Taking advantage of view s of lake not planting trees so you can't see it from the road or city.
38509874	10/05/2015	
38514794	10/05/2015	
38515858	10/05/2015	Rules, community, things to do is huge specially for children of all ages. We need a chucky cheese, a sledding resort (if I had money I'd turn the old driving range into one), more fun and hands on things. Rock climbing, soap box races. Play ground groups like there was when I was younger. Etc etc indoor water park. More places she families to have birthday parties. Etc. Putt putt golf.
38517861	10/05/2015	
38538652	10/06/2015	
38545144	10/06/2015	
38560375	10/06/2015	Not more important, but should be listed related to zoning codes and land use policies: Promote peaceful residential neighborhoods, meaning safe areas for pedestrians, strong restrictions on loud noise, and enforcement of speed limits.
38562499	10/06/2015	Maintaining the roads, sew age, infrastructure, etc. Reducing taxes for property ow ners. Putting more properties on the tax roll. Getting people to move to Geneva, buy property and invest in our community.
38564749	10/06/2015	
38567234	10/06/2015	
38570262	10/06/2015	
38570934	10/06/2015	Safety
38571301	10/06/2015	Education
38573784	10/06/2015	
38575715	10/06/2015	Finding the correct balance of all of them.
38580586	10/06/2015	
38583398	10/06/2015	
38626261	10/07/2015	Cultural heritage, preserve is ok but rather open door be welcoming to new groups. This City slow on recycling. I Travel much. The norm is a recycle basket next to waste baskets throughout community and inside all public areas of buildings. It seems so simple but we just talk and plan here.
38629935	10/07/2015	Improving our high school
38629976	10/07/2015	
38632255	10/07/2015	
38649968	10/07/2015	VALUING THE CHILDREN OF THE COMMUNITY , GENEVA NEEDS MORE CHILDREN MOTIVATIONAL PROGRAMS FOR LOW INCOME KIDS. FOR EXAMPLE PLAY GROUND LEADERS.
38664643	10/07/2015	Community dialogue
38691385	10/08/2015	protecting the lake reducing waste
38691384	10/08/2015	protecting the lake reducing waste
38713274	10/08/2015	We have enough low income housing now . We need more home ow nership that promotes better care of homes. Rentals are low ering the quality of life in Geneva, now . Promote more middle income, working family housing and senior housing in small homes. (1,000 to 1,500 sq ft)
38713354	10/08/2015	Priority #1 is balance. All of these things are important. When faced w ith a specific decision w hich involves this balance, it is not enough to point to this ranking and say, "you said the arts are the low est priority, so the arts lose." There is much more to reaching this balance.
38731570	10/08/2015	
38733882	10/08/2015	Environmental health and health of the planet
38734707	10/08/2015	
38773550	10/09/2015	Community dialogue and unity
38789866	10/09/2015	
38795561	10/09/2015	
38795580	10/09/2015	
38795773	10/09/2015	Dow ntow n needs more retail stores. I think we have more than enough bars/restaurants/pizza joints. I know that most w ho are transplants in Geneva have no idea how dow ntow n was once thriving. I would like to see that happen again.
38795924	10/09/2015	
38796002	10/09/2015	
38796120	10/09/2015	Low ering taxes!
38796239	10/09/2015	
38796609	10/09/2015	Physical beauty should be taken into consideration w hen the vital enhancement of the social w elfare of residents is considered.
38796910	10/09/2015	
38797491	10/09/2015	
38797764	10/09/2015	Not sure this is a different value, but a footnote to my rankings. I'm particularly frustrated to see new developments (more concrete, parking lots, and rooftops) right next to abandoned or underutilized buildings. I can understand this in some cases, w here specialized facilities are needed, or w here the existing buildings are too old, inefficient, etc. But that is often not the case (w itness west end of Washington St).
38797866	10/09/2015	The urban development of the dow ntow n area
38798933	10/09/2015	Public Safety. Complete funding for Police, Fire and Emergency Services.
38798987	10/09/2015	
38799038	10/09/2015	
38799255	10/09/2015	
38799436	10/09/2015	
38799554	10/09/2015	
38799798	10/09/2015	I would like to see Geneva work tow ard building a community that is less segregated (in terms of race and class) in relation to housing, job opportunities, political representation, and policing. I think this could be reflected in valuing "Small Tow n Character" and "Cultural Heritage," as long as those categories are focused on Geneva's future and "all" Geneva residents.
38799956	10/09/2015	
38800068	10/09/2015	

Appendix B: Survey Responses

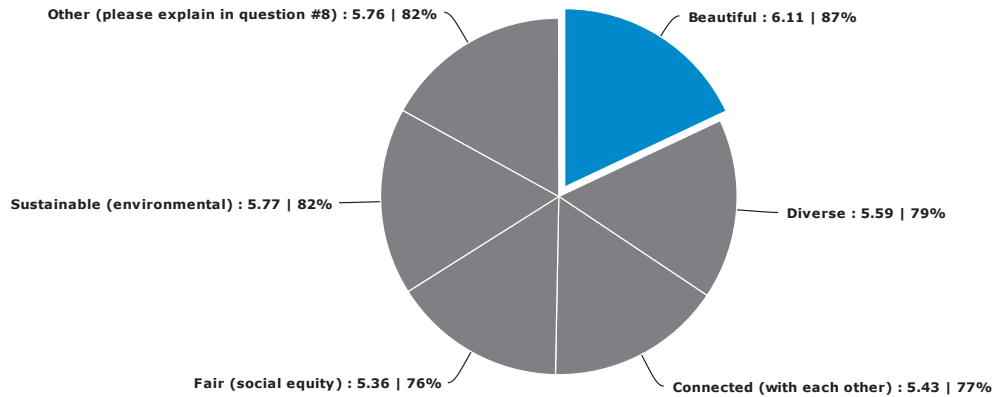
38800494	10/09/2015	
38800591	10/09/2015	SCHOOLS SCHOOLS SCHOOLS! Our schools are not so great the buildings are not great either. Too may children per class, too little teachers , technology!!! The need for housing, families in poverty , services people in poverty are tremendous in Geneva. We need to strengthen our community and become more united.
38800816	10/09/2015	
38801025	10/09/2015	
38801508	10/09/2015	Financial stability of municipal assets.
38801897	10/09/2015	HWS is an underutilized asset. When you drive/w alk through dow ntown, you would never know it is a college town...except weekends after 9:00pm or Wegmans of course. Also, there are a lot of out of town lakefront owners that we can draw to Geneva for nightlife etc. that are here during the summer months. We are a clear wedding destination as well but we do not promote that as much as we should.
38801962	10/09/2015	This doesn't have to be so black and white. You can have economic prosperity while retaining the natural beauty of our lake and our small town charm. The economic prosperity should come because of our natural assets and small town charm.
38802884	10/09/2015	diversity health of residents
38803793	10/09/2015	Tourism is important
38804512	10/09/2015	
38804558	10/09/2015	
38804635	10/09/2015	
38805553	10/09/2015	
38807629	10/09/2015	
38807766	10/09/2015	N/A
38809507	10/09/2015	Yes I believe we need more inclusion. we have a huge racial divide in our city. Those who choose to ignore it are part of the problems.
38810530	10/09/2015	
38811597	10/09/2015	
38811722	10/09/2015	
38812222	10/09/2015	
38813133	10/09/2015	
38813343	10/09/2015	
38814059	10/09/2015	A sense of safety is EQUALLY as important.
38814338	10/09/2015	open and responsive government are crucial to making progress on the other goals!
38815347	10/09/2015	
38816175	10/09/2015	
38816252	10/09/2015	
38816620	10/09/2015	
38818415	10/09/2015	keeping our homes clean and looking well kept after.
38819849	10/09/2015	
38834225	10/10/2015	
38836804	10/10/2015	Keeping our community crime and drug free. Our community has seen a rise in both of these areas and thus far have seen nothing to combat these massive growing problems.
38838237	10/10/2015	Progressiveness. The city will NOT change as long as people in charge insist on keeping things the way they are. There are a LOT of sophisticated, younger people investing in this city and many of the people in charge/natives/long-time residents are resisting change. This cannot continue if Geneva is to rise from bumpkinhood into something far greater...
38842817	10/10/2015	
38842842	10/10/2015	
38843316	10/10/2015	We must aim toward local,sustainable growth and not succumb to schemes that gentrify and destroy local economic development.
38845913	10/10/2015	
38847448	10/10/2015	Improved Senior housing options, less student housing along 5&20 at Putney, improved handicap curb ramps for improved walkability in neighborhoods especially with mill/pave projects, WIFI along lakefront, improved downtown residential over-storefront housing & tenants, biking infrastructure, etc. traffic calming along lakefront coordinated with future 5&20 needed surface rehab.
38851717	10/10/2015	
38858612	10/10/2015	
38859524	10/10/2015	Protection of Seneca Lake
38859547	10/10/2015	
38859857	10/10/2015	
38860247	10/10/2015	Quality of life
38861922	10/10/2015	
38902468	10/11/2015	
38913295	10/11/2015	
38915624	10/11/2015	
38916608	10/11/2015	N/A
38922372	10/11/2015	
38925445	10/11/2015	
38925463	10/11/2015	Geneva has more than enough main banks, different locations of the main banks, hotels/motels/inns that is destroying every small parcel of land available. Business coming up to the sidewalks of homes is not necessary.
38928839	10/11/2015	Try to have all the run down houses cleaned up and or repaired
38930858	10/11/2015	Lower taxes
38937838	10/11/2015	
38949614	10/12/2015	
38953447	10/12/2015	
38956913	10/12/2015	
38960296	10/12/2015	
38963976	10/12/2015	Equal opportunity and access to services for all residents.
38975440	10/12/2015	
38978797	10/12/2015	Emphasizing the community's diversity.
38979059	10/12/2015	
38980185	10/12/2015	

38982437	10/12/2015	More flexible zoning to help foster alternatives for taxpayers.
38987452	10/12/2015	
38989435	10/12/2015	No
38989899	10/12/2015	
38994826	10/12/2015	Public Safety
38995454	10/12/2015	
39000876	10/12/2015	
39002458	10/12/2015	Landlords w ho do not maintain their rental properties or contribute to the above should be held accountable and not allow ed to continue bringing dow n the value of individual neighborhoods and home assessments.
39003715	10/12/2015	commercial and industrial development, in a harmousnas environment.
39005852	10/12/2015	Keep the lake front the w ay it is. Seneca lake as an accessible resource makes this tow n unique in the Finger Lakes
39008336	10/12/2015	
39014520	10/12/2015	
39036198	10/13/2015	
39046380	10/13/2015	(3)ameliorating poverty, housing problems for disadvantaged, improving education for all; improved city services (4) In order to do that, population of Geneva needs to grow ; ps some of your questions are incoherent
39047255	10/13/2015	It is hard to rank these values as one superseding the other; in many ways, they are dependent on each other. Fundamental is a vision of creating a city that is sustainable, w hich means fundamentally, in a positive relationship w ith the surrounding environment and a longterm vision of w hat that really means. Without that, in the end, all else w ill fail. The small tow n character of this place is founded in the beautiful and supportive setting of the land and bioregion. Much of the cultural heritage has been influenced by this location on the lake and the surrounding rich farming (fruit, vegetable, w ine, livestock) culture. The architecture, particularly of the dow ntow n, creates a space and focus that supports community, arts, and cultural events and could support a more prosperous economic environment. We exist in a w eb of relationships , and even w hen w e need, from time to time, to pay special attention to a weaker strand of that w eb, w e must never neglect the importance of the complex w hole.
39047622	10/13/2015	
39050163	10/13/2015	
39050192	10/13/2015	
39052837	10/13/2015	Maintain chains at fringes and unique stores dow ntow n. Maintain urban streetscape dow ntow n w ithout turning into giant parking lot.
39059692	10/13/2015	
39072890	10/13/2015	
39074523	10/13/2015	
39074607	10/13/2015	
39075657	10/13/2015	maintain a healthy and safe community.
39080201	10/13/2015	
39119869	10/14/2015	equal representation in cultural diversity in all parts of government and public services jobs. Incentives for youth to call geneva their home and stay here after college graduation to practice their career choice.
39137043	10/14/2015	low er the taxes
39141397	10/14/2015	Senior Citizens in community
39153058	10/14/2015	environmental quality eg. w ater
39209532	10/15/2015	
39251207	10/16/2015	
39272260	10/16/2015	Solid policies enforcing form-based codes, density, and smart grow th.
39427854	10/19/2015	
39430487	10/19/2015	
39449613	10/19/2015	
39461576	10/19/2015	
39462261	10/19/2015	modernization of the roads and communities to fit the current American lifestyle.
39516064	10/20/2015	Geneva City and Tow n need to build CONDOS and more new rental properties for professional single families and single professionals. It is essential that people live here and now just w ork here and live somew here else.
39516364	10/20/2015	Need more things to do on the lakefront
39530869	10/20/2015	
39531426	10/20/2015	
39531711	10/20/2015	
39533633	10/20/2015	
39537436	10/20/2015	
39588801	10/21/2015	
39596494	10/21/2015	
39597080	10/21/2015	
39601266	10/21/2015	
39601649	10/21/2015	
39601828	10/21/2015	
39602076	10/21/2015	Economic justice for all residents of geneva
39602294	10/21/2015	
39602513	10/21/2015	youth programs in city to open their aw areness of w ho they are and feel apart of the community
39602605	10/21/2015	
39602699	10/21/2015	
39603323	10/21/2015	
39603440	10/21/2015	
39603706	10/21/2015	
39603942	10/21/2015	need assisted living our elders and it w ill get w orse
39604231	10/21/2015	
39604563	10/21/2015	
39605796	10/21/2015	
39607146	10/21/2015	
39607370	10/21/2015	

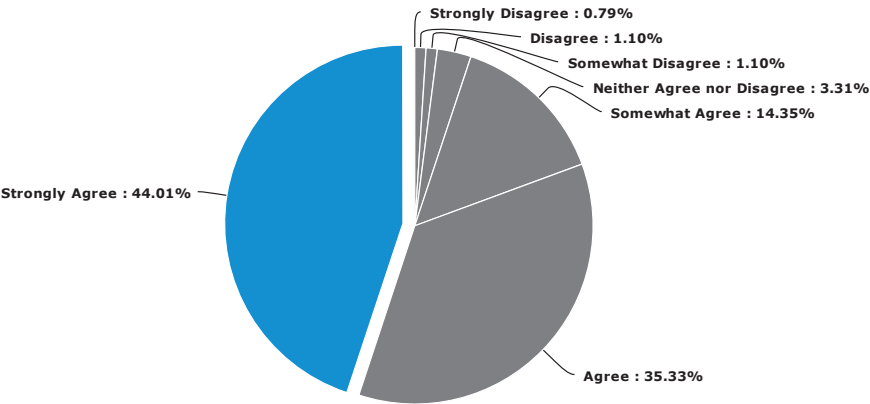
39607544	10/21/2015	
39608154	10/21/2015	
39608316	10/21/2015	
39608550	10/21/2015	
39608625	10/21/2015	
39608826	10/21/2015	
39608955	10/21/2015	
39609157	10/21/2015	
39611253	10/21/2015	
39613586	10/21/2015	
39667954	10/22/2015	
39670227	10/22/2015	understanding of consideration for one another, acceptance of one another
39671066	10/22/2015	
39671511	10/22/2015	
39673904	10/22/2015	Family values need to come back to neighborhoods- need to come together to take back this city from drugs and crimes that are here. This city is slipping and it needs to change
39674102	10/22/2015	
39674348	10/22/2015	
39691608	10/22/2015	
39691866	10/22/2015	
39695674	10/22/2015	
39695893	10/22/2015	
39696415	10/22/2015	
39697778	10/22/2015	
39751095	10/23/2015	
39751403	10/23/2015	
39761252	10/23/2015	
39761586	10/23/2015	
39761742	10/23/2015	N/A
39761918	10/23/2015	
39762007	10/23/2015	
39762155	10/23/2015	
39762542	10/23/2015	
39762850	10/23/2015	security and people getting along.
39809822	10/24/2015	
39922282	10/26/2015	
39922390	10/26/2015	na
39922665	10/26/2015	
39922691	10/26/2015	
39922955	10/26/2015	N/A
39936565	10/26/2015	safety
39936676	10/26/2015	
39937195	10/26/2015	The people that work for the city as manager-council and all in the city management are not go for this city- do not like any of them.
39937596	10/26/2015	The prevention of racial bias in hiring and firing decisions made by those in supervisor positions. This can be accomplished by placing blacks and hispanics (more blacks and hispanics) in supervisor positions.
39937760	10/26/2015	
39937924	10/26/2015	
39939524	10/26/2015	
39940082	10/26/2015	
39940234	10/26/2015	
39940568	10/26/2015	
39944716	10/26/2015	ayudar mas a la juventud para que tengan un buen futuro y mas seguridad en la ciudad help more young people to have a good future and more safety in the city
39945558	10/26/2015	
39957126	10/26/2015	Environment. More solar power, clean water, free recycling, air quality, etc.
40009618	10/27/2015	I believe we need more cultural heritage in every culture
40009803	10/27/2015	
40009887	10/27/2015	
40010265	10/27/2015	motivar a los jovenes a llevarlos a cabo a la escuela e animarlos con cosas que no pierden el interes motivate young people to carry them out to school and encourage them with things they do not lose interest
40016911	10/27/2015	oportunidad de que como en otros pueblo hay. in oportunidad de empleos propios (eg vendedores como anos antes del 1994) that opportunity as other people there . propios opportunity in employment (eg vendors and years before 1994)
40017212	10/27/2015	Inclusiveness
40017481	10/27/2015	
40019437	10/27/2015	
40021002	10/27/2015	Community Dynamics: Use some land to create spaces where people feel invited to leisurely enjoy walking and communicating with others: populated with artist working, demonstrations of little known crafts, etc, public space that invites that sharing of talent in a leisurely environment
40021330	10/27/2015	
40021972	10/27/2015	
40022224	10/27/2015	
40030075	10/27/2015	
40030403	10/27/2015	The importance of home ownership. There are way too many multi-dwelling homes/apartments that are run down.
40030846	10/27/2015	

40031595	10/27/2015	una igualda de leyes y contitucionales
40033023	10/27/2015	
40099110	10/28/2015	
40160575	10/29/2015	
40168286	10/29/2015	6 = Geneva needs some new industry, where citizens can find well paying employment...jobs! Then, our poor economy here will heal itself as folks will be able to buy homes, keep up their own properties, and take pride in Geneva. The 40 % paying all the taxes is stressed to the breaking point. We need help paying these ever increasing taxes, both city and school. Bring in some good industry instead of the small business minimum wage, and/or part time jobs with little to no benefits.
40248010	10/30/2015	
40248119	10/30/2015	
40248243	10/30/2015	
40248360	10/30/2015	
40248503	10/30/2015	
40248650	10/30/2015	
40248857	10/30/2015	
40249058	10/30/2015	
40249389	10/30/2015	
40249976	10/30/2015	
40416951	11/02/2015	
40417135	11/02/2015	
40417300	11/02/2015	There needs to be more for kids and teens to do. There's nothing fun to do, so kids get in trouble and do bad things.
40417427	11/02/2015	I don't care
40419530	11/02/2015	
40420095	11/02/2015	interaction
40420238	11/02/2015	
40421272	11/02/2015	
40421827	11/02/2015	
40421978	11/02/2015	
40423064	11/02/2015	
40477263	11/03/2015	Protecting people in Geneva from crime
40477618	11/03/2015	There needs to be more for kids and teens to do. There is nothing fun to do. So kids get in trouble and do bad things
40478109	11/03/2015	
40478335	11/03/2015	equality between people
40479850	11/03/2015	
40480046	11/03/2015	
40480209	11/03/2015	
40480422	11/03/2015	
40480589	11/03/2015	
40481273	11/03/2015	
40482120	11/03/2015	
40482482	11/03/2015	
40506486	11/03/2015	Support of family within the context of our schools, teachers , available tutoring and mentoring for kids that don't have role models.
41241471	11/15/2015	
41738214	11/23/2015	

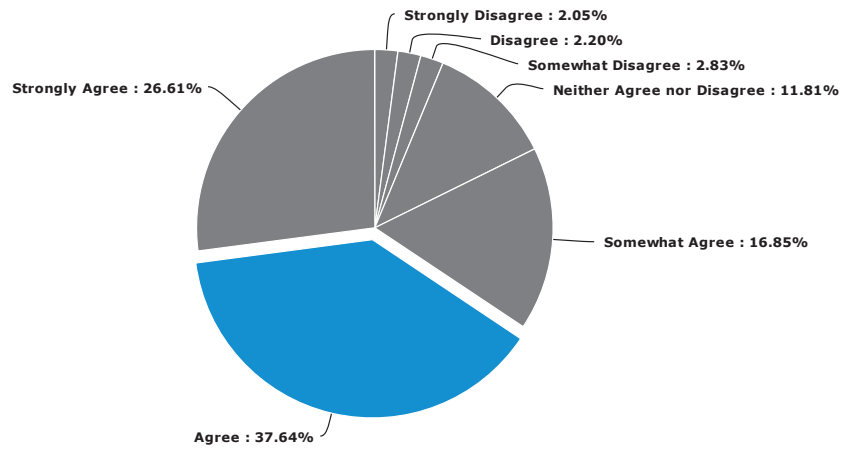
22. A community vision describes what the community is working towards for the future. A vision describes the place we want Geneva to become after years of hard work and collaboration. The vision is supported by our community values. The Steering Committee and the planning consultants would like your opinion of the five vision words for Geneva. How well does each of these words capture your vision for the Geneva you want to live or work in?



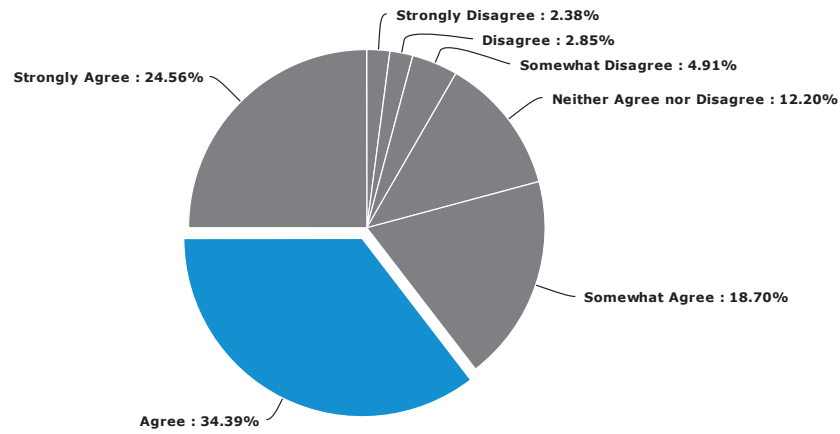
Question	Count	Score	Strongly Disagree	Disagree	Somewhat Disagree	Neither Agree nor Disagree	Somewhat Agree	Agree	Strongly Agree
1. Beautiful	634	6.11							
2. Diverse	635	5.59							
3. Connected (with each other)	631	5.43							
4. Fair (social equity)	628	5.36							
5. Sustainable (environmental)	630	5.77							
6. Other (please explain in question #8)	100	5.76							
Average		5.67							



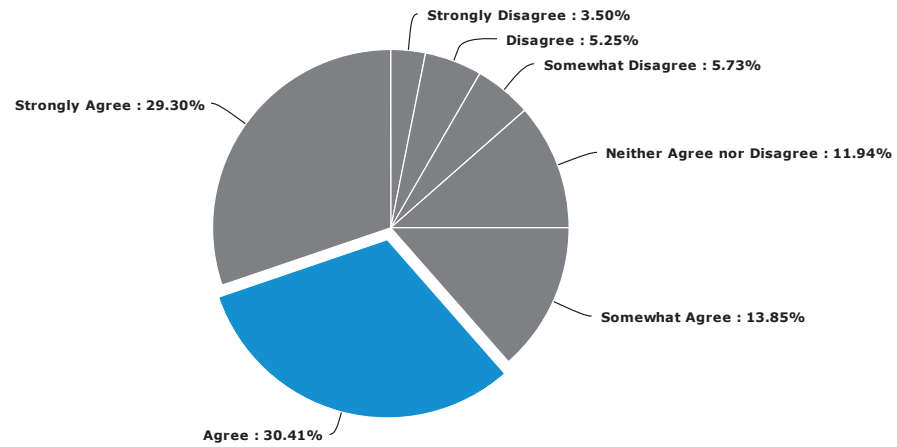
Answer	Count	Percent	20%	40%	60%	80%	100%
1. Strongly Disagree	5	0.79%					
2. Disagree	7	1.10%					
3. Somew hat Disagree	7	1.10%					
4. Neither Agree nor Disagree	21	3.31%					
5. Somew hat Agree	91	14.35%					
6. Agree	224	35.33%					
7. Strongly Agree	279	44.01%					
Total	634	100%					
Mean: 6.114	Confidence Interval @ 95%: [6.029 - 6.198]		Standard Deviation: 1.085		Standard Error: 0.043		



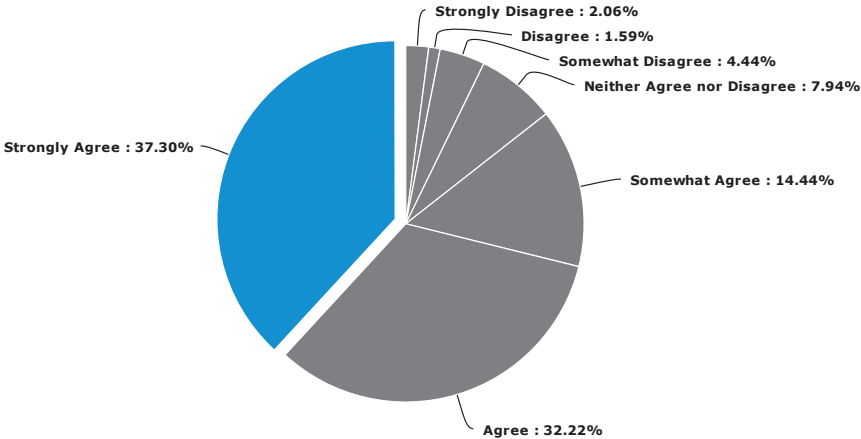
Answer	Count	Percent	20%	40%	60%	80%	100%
1. Strongly Disagree	13	2.05%					
2. Disagree	14	2.20%					
3. Somewhat Disagree	18	2.83%					
4. Neither Agree nor Disagree	75	11.81%					
5. Somewhat Agree	107	16.85%					
6. Agree	239	37.64%					
7. Strongly Agree	169	26.61%					
Total	635	100%					
Mean: 5.586	Confidence Interval @ 95%: [5.480 - 5.692]		Standard Deviation: 1.363		Standard Error: 0.054		



Answer	Count	Percent	20%	40%	60%	80%	100%
1. Strongly Disagree	15	2.38%					
2. Disagree	18	2.85%					
3. Somew hat Disagree	31	4.91%					
4. Neither Agree nor Disagree	77	12.20%					
5. Somew hat Agree	118	18.70%					
6. Agree	217	34.39%					
7. Strongly Agree	155	24.56%					
Total	631	100%					
Mean: 5.434 Confidence Interval @ 95%: [5.321 - 5.547] Standard Deviation: 1.448 Standard Error: 0.058							

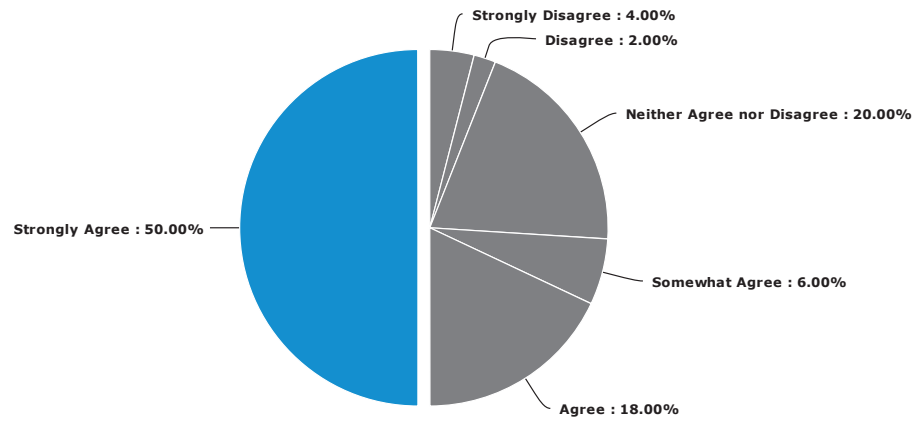


Answer	Count	Percent	20%	40%	60%	80%	100%
1. Strongly Disagree	22	3.50%					
2. Disagree	33	5.25%					
3. Somewhat Disagree	36	5.73%					
4. Neither Agree nor Disagree	75	11.94%					
5. Somewhat Agree	87	13.85%					
6. Agree	191	30.41%					
7. Strongly Agree	184	29.30%					
Total	628	100%					
Mean: 5.358 Confidence Interval @ 95%: [5.229 - 5.488] Standard Deviation: 1.654 Standard Error: 0.066							



Answer	Count	Percent	20%	40%	60%	80%	100%
1. Strongly Disagree	13	2.06%					
2. Disagree	10	1.59%					
3. Somew hat Disagree	28	4.44%					
4. Neither Agree nor Disagree	50	7.94%					
5. Somew hat Agree	91	14.44%					
6. Agree	203	32.22%					
7. Strongly Agree	235	37.30%					
Total	630	100%					
Mean: 5.770 Confidence Interval @ 95%: [5.661 - 5.879] Standard Deviation: 1.398 Standard Error: 0.056							

Other (please explain in question #8)



Answer	Count	Percent	20%	40%	60%	80%	100%
1. Strongly Disagree	4	4.00%					
2. Disagree	2	2.00%					
3. Somew hat Disagree	0	0.00%					
4. Neither Agree nor Disagree	20	20.00%					
5. Somew hat Agree	6	6.00%					
6. Agree	18	18.00%					
7. Strongly Agree	50	50.00%					
Total	100	100%					
Mean: 5.760	Confidence Interval @ 95%: [5.441 - 6.079]		Standard Deviation: 1.628		Standard Error: 0.163		

23. Several potential words were listed in the previous question. If you think there was one or more descriptive words missing, or if the ones listed were not appropriate, please add or comment here.

37616075	09/24/2015	
37616893	09/24/2015	
37673747	09/25/2015	
37674805	09/25/2015	
37675826	09/25/2015	
37675886	09/25/2015	Unique
37675947	09/25/2015	
37675984	09/25/2015	
37676196	09/25/2015	
37676261	09/25/2015	egalitarian
37676290	09/25/2015	Traditional
37676343	09/25/2015	
37676547	09/25/2015	
37676552	09/25/2015	
37676645	09/25/2015	
37677208	09/25/2015	This is the consultant's questionnaire isn't it? Honestly I think the "vision words" are a travesty straight out of Dilbert. We need leadership, not branding.
37677448	09/25/2015	
37677457	09/25/2015	Seneca Lake is beautiful, but the economic depression and slapped-together appearance of much of the city of Geneva is not so beautiful.
37677667	09/25/2015	Historic
37677942	09/25/2015	prosperous, growing We need economic development!!
37678054	09/25/2015	
37678167	09/25/2015	
37678287	09/25/2015	
37678488	09/25/2015	Connected as a word actually sounds kind of cold. Friendly or neighborly are words that have more meaning but seem more colloquial.
37678630	09/25/2015	
37679023	09/25/2015	I like the idea of being "Fair", but I think there must be a better word(s) to use. Fair sounds like little children disagreeing on the playground. How about something like "open opportunities", tolerance, or acceptance?
37679136	09/25/2015	
37679221	09/25/2015	Quicker, easier, local access to emergency services - protection of City sovereignty / promotion of greater home rule in New York / explore the concept of politically independent cities akin to status of the cities in the Commonwealth of Virginia
37679237	09/25/2015	
37679634	09/25/2015	
37679764	09/25/2015	
37680249	09/25/2015	
37680606	09/25/2015	beautiful seems superficial for a vision statement. I think the other words are stronger in content. maybe instead of diverse - we could use "inclusive"
37680992	09/25/2015	Up and coming, pleasant
37681001	09/25/2015	
37681009	09/25/2015	
37681352	09/25/2015	historic
37681887	09/25/2015	
37682069	09/25/2015	
37682109	09/25/2015	
37682211	09/25/2015	
37682215	09/25/2015	
37682744	09/25/2015	
37682809	09/25/2015	
37682899	09/25/2015	Geneva's diversity is not reflected in the police/fire departments, school board, city council and other elected offices. Sustainable environment includes safe housing. Most apartments in Geneva are not maintained and are in substandard condition and are unsafe.
37683077	09/25/2015	
37683395	09/25/2015	If you want diversity and social equity as is defined in this City then you are a racist, I want everyone to make their own way. No two people are the same, and in this City diversity and social equity refer to anyone that is not white. With the Colleges and the station we already have a built in diversity factor. we have people from all over the world here. the City does not need to put diversity or social equity in any plan.
37683429	09/25/2015	Taxes in the city of Geneva are overwhelmingly high which makes it hard for sustainability and keeping people in Geneva.
37683682	09/25/2015	Safe and Accessible: (drugs, crime, pedestrian/bicycles vs. traffic)
37683689	09/25/2015	Financially Prosperous or Sustainable
37685313	09/25/2015	
37685524	09/25/2015	Cultural (arts, colleges, lectures etc.)
37685647	09/25/2015	Prideful. People need to take more pride in their city.
37685925	09/25/2015	
37686058	09/25/2015	Culturally and civically engaged; affordable
37686136	09/25/2015	
37686171	09/25/2015	
37686314	09/25/2015	Local
37686379	09/25/2015	
37686392	09/25/2015	
37686742	09/25/2015	WEALTHY, RICH, PROSPEROUS, COMFORTABLE
37686959	09/25/2015	
37687029	09/25/2015	I would like the collaborations between the city and HWS strengthened.
37687139	09/25/2015	

37687246	09/25/2015	
37687747	09/25/2015	
37687775	09/25/2015	Charming
37687800	09/25/2015	
37687945	09/25/2015	
37687982	09/25/2015	
37688403	09/25/2015	
37688423	09/25/2015	
37688528	09/25/2015	If by "social equity" the Steering Committee means redistribution of wealth, I think it's a mistake. We need to make it attractive for people to come here and invest in housing and business. With such high taxes (and a difficult winter to deal with), people with resources are going to go elsewhere where it is just as pretty. We need to get more residents of Geneva in the workforce and owning property--that, for me, is social equity--. But how can they do that when taxes are so high and benefits are so generous?
37688531	09/25/2015	Tourism-- a huge part of Geneva!! Would like to see more aggressive marketing for tourist attractions.
37688634	09/25/2015	Inviting (specifically downtown)
37688738	09/25/2015	
37688762	09/25/2015	
37688992	09/25/2015	
37689047	09/25/2015	
37689063	09/25/2015	accepting innovative
37689071	09/25/2015	
37689190	09/25/2015	Innovative (education); Resourceful.
37689477	09/25/2015	
37689482	09/25/2015	Cultural, progressive
37689721	09/25/2015	
37689849	09/25/2015	
37689973	09/25/2015	
37690117	09/25/2015	
37690268	09/25/2015	
37690275	09/25/2015	
37690642	09/25/2015	Historical Progressive
37690737	09/25/2015	
37690977	09/25/2015	
37690981	09/25/2015	
37691504	09/25/2015	Low income, welfare...
37691546	09/25/2015	
37691710	09/25/2015	
37691979	09/25/2015	Inclusive, integrated
37691989	09/25/2015	Prosperous, innovative, imaginative, creative,
37692225	09/25/2015	
37692471	09/25/2015	
37692631	09/25/2015	
37692799	09/25/2015	
37692812	09/25/2015	
37693065	09/25/2015	
37693230	09/25/2015	
37693489	09/25/2015	
37693583	09/25/2015	Thriving
37693620	09/25/2015	SAfe
37693632	09/25/2015	Multicultural
37693694	09/25/2015	
37693846	09/25/2015	
37694346	09/25/2015	
37694470	09/25/2015	
37694473	09/25/2015	
37694530	09/25/2015	
37694544	09/25/2015	
37694580	09/25/2015	Over-burdened Under-developed
37694683	09/25/2015	
37694714	09/25/2015	Engaging
37695079	09/25/2015	
37695698	09/25/2015	
37695703	09/25/2015	
37696449	09/25/2015	
37696472	09/25/2015	
37697278	09/25/2015	Vibrant Supportive Collaborative
37698116	09/25/2015	
37698404	09/25/2015	An educational hub (HWS and the FLCC) A laboratory for small business development A sustainable paradise on the lake
37698452	09/25/2015	
37699096	09/25/2015	
37699792	09/25/2015	I think that a city that is diverse, connected, socially equitable, and environmentally sustainable will be truly beautiful.
37699858	09/25/2015	

37700461	09/25/2015	
37700647	09/25/2015	An excellent school system is needed to attract young families. I think the 20/20 initiative is pushing the community to work in a positive manner in supporting our schools. We need to support the vision of the current superintendent in this endeavor and also provide housing for our retired folks that choose to live in this community. so while we think of those working let's not forget the very young and older folks.
37701099	09/25/2015	
37701317	09/25/2015	
37701382	09/25/2015	
37702171	09/25/2015	Interesting
37702622	09/25/2015	I don't believe we are connected. Only those who know people who know what's going on really know what's happening in town. There is a lack of communication to those are not involved in the community. For one who works out of town it is difficult to know what is going on during the week or even on weekends that I want to be a part of. Having a 1 a pulse of information instead of several different ones with different things would be a start in bringing together the community and making us more connected!
37703456	09/25/2015	
37703703	09/25/2015	
37704098	09/25/2015	
37704767	09/25/2015	
37704839	09/25/2015	
37705052	09/25/2015	
37705195	09/25/2015	
37705283	09/25/2015	
37705701	09/25/2015	
37705849	09/25/2015	Vibrant, Playful
37705896	09/25/2015	
37706081	09/25/2015	
37706126	09/25/2015	
37706411	09/25/2015	
37706526	09/25/2015	
37706753	09/25/2015	
37707017	09/25/2015	
37708780	09/25/2015	
37708940	09/25/2015	Affordable
37711267	09/25/2015	
37715561	09/26/2015	Innovative, inspiring, creative, opportunity...
37721510	09/26/2015	United
37722586	09/26/2015	
37724425	09/26/2015	
37724852	09/26/2015	
37725147	09/26/2015	Easily "Accessible" Authentic yet "Adaptive" Receptive Classic yet comfortable Where trendy meets traditional Geneva is genuine
37725203	09/26/2015	Respectful.
37725487	09/26/2015	
37726095	09/26/2015	
37726314	09/26/2015	
37726525	09/26/2015	
37726754	09/26/2015	
37726769	09/26/2015	Cultural
37727461	09/26/2015	Prosperous
37727970	09/26/2015	
37728074	09/26/2015	
37729432	09/26/2015	
37731368	09/26/2015	
37731641	09/26/2015	
37733044	09/26/2015	
37733181	09/26/2015	Collaborative. Teamwork engaging
37734508	09/26/2015	Diverse is too broad and captures many areas both positive and negative. ..i.e. diverse household income is a big negative in our community. Not truly sure the "connected" definition you are trying to get at.
37734862	09/26/2015	
37735466	09/26/2015	Jobs
37737580	09/26/2015	Appropriate housing for all levels of income.
37738709	09/26/2015	Prosperous is missing. Without prosperity we cannot have the others. Without prosperity the City will die. Diverse, connected and fair are academic, too vague, not tangible and not realistic. Diverse, connected and fair are natural outcomes of prosperity. Genevans seem to be more worried about hurting feelings, than making the City a great place to live.
37740480	09/26/2015	
37741567	09/26/2015	
37743458	09/26/2015	
37748798	09/26/2015	
37749679	09/26/2015	
37750704	09/26/2015	
37753102	09/26/2015	
37753373	09/26/2015	economically prosperous
37757641	09/26/2015	It is more important to work toward actual goals than to talk about them ad infinitum.
37759600	09/26/2015	
37760421	09/26/2015	Historically Significant - we should do more to capture our history (women's rights, civil rights, Native American heritage)
37767472	09/27/2015	Historic, Turn-key, Underutilized, Scenic, Overtaxed
37777245	09/27/2015	

Appendix B: Survey Responses

37785406	09/27/2015	
37786351	09/27/2015	
37789955	09/27/2015	
37791372	09/27/2015	Segregated Isolated
37792160	09/27/2015	
37792195	09/27/2015	
37793469	09/27/2015	
37799913	09/27/2015	
37800808	09/27/2015	
37802676	09/27/2015	
37805352	09/27/2015	Safe enviroment
37806657	09/27/2015	
37809487	09/27/2015	
37809755	09/27/2015	
37811658	09/27/2015	
37813221	09/27/2015	
37841211	09/28/2015	Safe
37851733	09/28/2015	
37852346	09/28/2015	
37853168	09/28/2015	
37853393	09/28/2015	
37856797	09/28/2015	
37859394	09/28/2015	
37859833	09/28/2015	
37861676	09/28/2015	
37870014	09/28/2015	
37872510	09/28/2015	Vibrant, Unique
37872670	09/28/2015	
37877523	09/28/2015	
37878854	09/28/2015	
37881275	09/28/2015	
37883300	09/28/2015	
37883835	09/28/2015	
37884488	09/28/2015	
37885297	09/28/2015	
37885943	09/28/2015	N/A
37910933	09/29/2015	
37918302	09/29/2015	strong educational support
37919221	09/29/2015	NA
37923441	09/29/2015	
37923576	09/29/2015	
37923994	09/29/2015	
37924564	09/29/2015	
37925213	09/29/2015	
37925869	09/29/2015	
37925993	09/29/2015	
37925994	09/29/2015	
37929251	09/29/2015	
37929474	09/29/2015	
37930470	09/29/2015	
37935622	09/29/2015	Proactive
37935808	09/29/2015	tourist friendly
37946691	09/29/2015	
37948554	09/29/2015	Affordable
37956242	09/29/2015	
37958399	09/29/2015	Welcoming
37960827	09/29/2015	
38050000	09/30/2015	
38055856	09/30/2015	Healthy - emotionally, physically, and spiritually
38056505	09/30/2015	
38058346	09/30/2015	
38060904	09/30/2015	Stewardship
38063584	09/30/2015	
38066271	09/30/2015	Functional
38067295	09/30/2015	
38071078	09/30/2015	
38076630	09/30/2015	
38078367	09/30/2015	
38078891	09/30/2015	

38079188	09/30/2015	
38079467	09/30/2015	
38079707	09/30/2015	
38080202	09/30/2015	
38080561	09/30/2015	
38082616	09/30/2015	
38086352	09/30/2015	Traditions. There is a loud faction in city government who is determined to strip all traditions from us. They need to be voted out of office before they completely destroy Geneva. (they're half the way there now.)
38103867	09/30/2015	Industrial
38123242	10/01/2015	
38123941	10/01/2015	
38125349	10/01/2015	
38125357	10/01/2015	
38129980	10/01/2015	collaborative
38134128	10/01/2015	
38134351	10/01/2015	
38135019	10/01/2015	
38136410	10/01/2015	
38139185	10/01/2015	
38141694	10/01/2015	Inviting Welcoming
38142988	10/01/2015	
38144021	10/01/2015	
38147810	10/01/2015	
38149109	10/01/2015	unique
38149158	10/01/2015	
38149183	10/01/2015	
38149631	10/01/2015	
38149636	10/01/2015	unique
38149652	10/01/2015	
38149651	10/01/2015	
38149839	10/01/2015	
38150199	10/01/2015	
38150567	10/01/2015	
38151534	10/01/2015	Reducing taxes, preferably by merging the city and town, and eliminating duplicate services for such a small area.
38152111	10/01/2015	Connected may sound nice but is far from true. Fair and sustainable are words to describe existence not progress. Words like progressive, unique, and opportunistic sound like a place you want to move to and help be apart of.
38152545	10/01/2015	
38153706	10/01/2015	
38154800	10/01/2015	
38155213	10/01/2015	
38157433	10/01/2015	
38159989	10/01/2015	
38160154	10/01/2015	
38160383	10/01/2015	
38163927	10/01/2015	
38164048	10/01/2015	Sustainable (economically)
38164306	10/01/2015	
38165307	10/01/2015	
38165381	10/01/2015	
38165444	10/01/2015	
38165623	10/01/2015	
38166166	10/01/2015	Schools
38166240	10/01/2015	
38167263	10/01/2015	
38167930	10/01/2015	
38182451	10/02/2015	Down town viability and farm to table restaurants.
38182469	10/02/2015	fair
38184898	10/02/2015	Geneva is a bleeding heart. We attract those without because we provide all that they need. We do not encourage work ethic.
38185087	10/02/2015	
38185437	10/02/2015	
38185847	10/02/2015	
38186099	10/02/2015	Stable
38191460	10/02/2015	
38191904	10/02/2015	
38193656	10/02/2015	Affordable
38198297	10/02/2015	I disagree with the use of the word "Fair" Unfortunately life is not fair, and therefore it is misleading to ask a question of fairness in regards to social equity.
38199025	10/02/2015	
38199643	10/02/2015	
38208159	10/02/2015	
38208907	10/02/2015	

38211728	10/02/2015	What does Fair (social equity) mean in a vision? All residents equally poor, or all equally wealthy? By following current NYS and Federal laws, Geneva should already treat all social levels equally. Are we attempting not to catering to certain social levels or empower and attract a certain level by emphasizing their rights above others. This is a can of worms in one word that does not help define a vision, but obscure it.
38213209	10/02/2015	
38220754	10/02/2015	Capital
38222805	10/02/2015	
38225250	10/02/2015	Integration of Spanish work in support for large Hispanic population in area?
38227466	10/02/2015	
38231361	10/02/2015	
38237437	10/02/2015	
38240321	10/02/2015	
38242646	10/02/2015	
38249207	10/02/2015	Fair (only our creator and our constitution explains this not some of the liberal masses) You see, political even gets into surveys!
38253007	10/02/2015	Functional
38253326	10/02/2015	Economic opportunity
38266463	10/02/2015	
38270010	10/03/2015	Cultural resilience
38272439	10/03/2015	
38296768	10/03/2015	
38297468	10/03/2015	
38297510	10/03/2015	
38299726	10/03/2015	
38310200	10/03/2015	Affordable
38310349	10/03/2015	
38314833	10/03/2015	
38319905	10/03/2015	
38327356	10/03/2015	
38334030	10/03/2015	Prosperous Fairly taxed
38334574	10/03/2015	
38337535	10/03/2015	
38345284	10/03/2015	
38351612	10/03/2015	
38378880	10/04/2015	
38380498	10/04/2015	
38388721	10/04/2015	
38389633	10/04/2015	
38398575	10/04/2015	
38402309	10/04/2015	
38403911	10/04/2015	These words are shallow. Geneva is beautiful, so are the other cities in the finger lakes. How do we stand apart? Geneva is diverse, yet very segregated and it is not a socially equal community with minorities living downtown. Our community will not be considered sustainable until we acknowledge we are surrounded by trash mounds with the potential to poison our natural resources, and we stop the influx of trash from other areas. Is this the natural beauty that you would describe as a community value?
38411722	10/04/2015	
38413976	10/04/2015	
38417043	10/04/2015	Creative,
38420378	10/04/2015	
38425212	10/04/2015	
38425621	10/04/2015	Welcoming, Breathtaking, Natural Wonders, Family
38444348	10/05/2015	
38451757	10/05/2015	
38453534	10/05/2015	
38455398	10/05/2015	
38459879	10/05/2015	N/A
38463520	10/05/2015	
38464204	10/05/2015	
38468282	10/05/2015	
38471033	10/05/2015	
38471331	10/05/2015	
38473718	10/05/2015	
38475406	10/05/2015	
38479766	10/05/2015	
38500973	10/05/2015	Drug free!
38503435	10/05/2015	"Progressive" "Welcoming"
38504869	10/05/2015	
38509614	10/05/2015	
38509874	10/05/2015	
38514794	10/05/2015	
38515858	10/05/2015	Safe, fun, unique
38517861	10/05/2015	
38538652	10/06/2015	
38545144	10/06/2015	
38560375	10/06/2015	
38560375	10/06/2015	Words that capture my vision for Geneva that I hope won't be left out! Thing like: Innovative Energetic Full of activity If sustainable will be in the list, then let's also add healthy.

Appendix B: Survey Responses

38562499	10/06/2015	The city of Geneva needs to focus on generating revenue so that we can maintain our city, our streets, our infrastructure. The city needs to put more properties on the tax roll and reduce the burden on its residents. We need to focus on people buying homes in our community and investing in our city.
38564749	10/06/2015	
38567234	10/06/2015	
38570262	10/06/2015	
38570934	10/06/2015	
38571301	10/06/2015	
38573784	10/06/2015	
38575715	10/06/2015	
38580586	10/06/2015	
38583398	10/06/2015	Fun. Family-Orientated.
38626261	10/07/2015	Dynamic
38629935	10/07/2015	
38629976	10/07/2015	safe
38632255	10/07/2015	
38649968	10/07/2015	
38664643	10/07/2015	Enlightened (emphasis on education); Intrepid (a leader in civic dynamics); Unique (alive to indigenous character); Wise (aware of its roots and ever building on the historical aspect of the city)
38691385	10/08/2015	
38691384	10/08/2015	
38713274	10/08/2015	High Quality Schools, Clean well kept homes, 25% or less tax exempt property and personal income, Safe from crime and drug abuse, 75% homeownership rather than rental, All employees and employers who put in an honest day's work, for a deserved wage,
38713354	10/08/2015	
38731570	10/08/2015	
38733882	10/08/2015	
38734707	10/08/2015	
38773550	10/09/2015	I think that "American" should be listed with a description that includes our being a home for all who seek freedom... but in legal conformity to our laws. I think that "Diverse" has been over-used and that "Fair" is a reasonable and un-politicized term.
38789866	10/09/2015	Fair (Social Equity)--Sure, I'm all for that if that means everyone is working hard towards meeting that goal. I don't agree with "fair" if that means others getting their "social equity" sitting home doing nothing collecting on welfare. Work "fair" vs. Well "fair."
38795561	10/09/2015	
38795580	10/09/2015	
38795773	10/09/2015	
38795924	10/09/2015	
38796002	10/09/2015	SAFE
38796120	10/09/2015	
38796239	10/09/2015	
38796609	10/09/2015	
38796910	10/09/2015	Economy
38797491	10/09/2015	
38797764	10/09/2015	
38797866	10/09/2015	The feasibility to make a living in Geneva
38798933	10/09/2015	
38798987	10/09/2015	
38799038	10/09/2015	Progress
38799255	10/09/2015	
38799436	10/09/2015	
38799554	10/09/2015	
38799798	10/09/2015	I prefer "collective" or even "collaborative" over connected. I think Genevans are really good at working together to make our community better in ways that go well beyond our interpersonal connections.
38799956	10/09/2015	
38800068	10/09/2015	
38800494	10/09/2015	
38800591	10/09/2015	Investing in our youth and their education!
38800816	10/09/2015	
38801025	10/09/2015	
38801508	10/09/2015	
38801897	10/09/2015	Opportunity/Progressive - There are a lot of Beautiful, Diverse, Connected, Fair, Sustainable communities to choose from. We need to identify our strongest assets and leverage them to promote what we have that nobody else, or most, can offer.
38801962	10/09/2015	I think the social equity is tricky. When you have such a disproportionately high number of economically disadvantaged people living in a struggling (economically) community, they can't benefit as much as they need to. If we could use our resources on a smaller number of economically disadvantaged people there would be much greater effect. I want to stop the cycle of poverty and it's hard to do that when the numbers of people in poverty keep growing. Jobs would help. Using our natural resources FOR economic advantage would help.
38802884	10/09/2015	health of residents
38803793	10/09/2015	College town, charming
38804512	10/09/2015	innovative, creative, experimental, bold
38804558	10/09/2015	
38804635	10/09/2015	
38805553	10/09/2015	
38807629	10/09/2015	Growing Welcoming
38807766	10/09/2015	N/A
38809507	10/09/2015	
38810530	10/09/2015	

Appendix B: Survey Responses

38811597	10/09/2015	
38811722	10/09/2015	
38812222	10/09/2015	
38813133	10/09/2015	
38813343	10/09/2015	
38814059	10/09/2015	Safe
38814338	10/09/2015	Innovative, inspired
38815347	10/09/2015	
38816175	10/09/2015	
38816252	10/09/2015	
38816620	10/09/2015	
38818415	10/09/2015	managed to protect the tax payers by getting the negative impact of bad residents and high taxes under control.
38819849	10/09/2015	
38834225	10/10/2015	
38836804	10/10/2015	
38838237	10/10/2015	Again, I do not see many of the locals accepting the inevitable changes (ie "grow or die"). My observations indicate that this is somewhat generational, but the overall attitude towards change among many (usually older) locals is very often hostility.
38842817	10/10/2015	
38842842	10/10/2015	
38843316	10/10/2015	
38845913	10/10/2015	
38847448	10/10/2015	Engaged citizens
38851717	10/10/2015	
38858612	10/10/2015	
38859524	10/10/2015	Respectful towards each other
38859547	10/10/2015	
38859857	10/10/2015	
38860247	10/10/2015	
38861922	10/10/2015	
38902468	10/11/2015	All have access to the lake
38913295	10/11/2015	
38915624	10/11/2015	
38916608	10/11/2015	
38922372	10/11/2015	Progressive, growing, forward thinking
38925445	10/11/2015	
38925463	10/11/2015	Technology> Verizon needs to make Fios available here.
38928839	10/11/2015	
38930858	10/11/2015	
38937838	10/11/2015	Beautiful (beauty is in the eye of the holder). It's subjective.
38949614	10/12/2015	
38953447	10/12/2015	I can't think of a specific word but something that indicates how supportive this community is of entrepreneurial pursuits--both in terms of business as well as the arts. Perhaps that is two separate terms, one more geared towards the thriving arts community and one more geared towards small business opportunities.
38956913	10/12/2015	safe and secure
38960296	10/12/2015	
38963976	10/12/2015	Rebalance the City's budget to better reflect an equitable and appropriate distribution of resources across departments and mission for the size of this community. ie moving 911 to County instead of us paying for our own or double paying.
38975440	10/12/2015	
38978797	10/12/2015	culturally alive; arts-friendly
38979059	10/12/2015	
38980185	10/12/2015	
38982437	10/12/2015	
38987452	10/12/2015	Beautiful
38989435	10/12/2015	
38989899	10/12/2015	historic
38994826	10/12/2015	
38995454	10/12/2015	
39000876	10/12/2015	
39002458	10/12/2015	
39003715	10/12/2015	
39005852	10/12/2015	
39008336	10/12/2015	Sophisticated, cosmopolitan
39014520	10/12/2015	
39036198	10/13/2015	
39046380	10/13/2015	
39047255	10/13/2015	carbon neutral
39047622	10/13/2015	I do not agree that it is the City or state or federal government to socially engineer how people feel, or live their lives. Americans have always been open to different culture and lifestyle if left contrary to the politics of Progressives. At Geneva needs is jobs from private industry... They must come first...before the store, the fancy signs and other expenses that frankly the 40% of taxpayers are forced to pay for... Given that Hobart won their fight to be excluded from paying their fair share. It is an 'unsustainable' future to allow this to continue... Especially knowing they intend to increase taking property off the tax rolls... What is the limit? 30%? 20% 10%? Taxable property? The lakefront should and must be utilized to generate taxes.... While these called Progressives fight every possibility of industry and jobs... They continue to promote higher taxes, more spending and unfounded mandates in the near future.
39050163	10/13/2015	Safe

Appendix B: Survey Responses

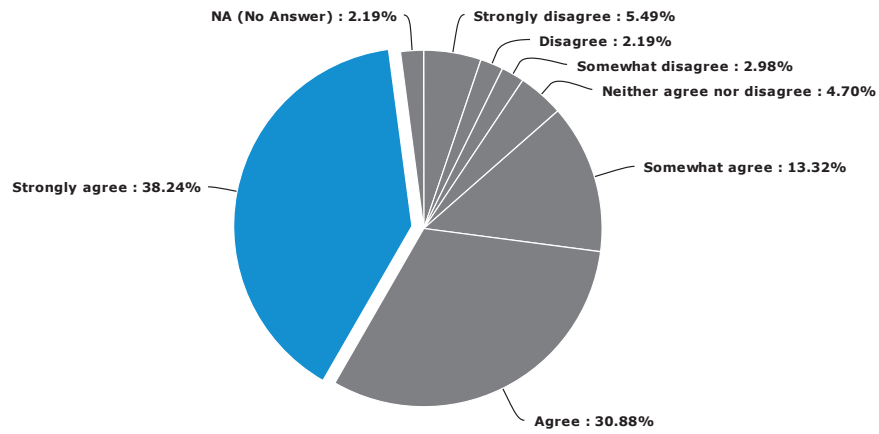
39050192	10/13/2015	
39052837	10/13/2015	I don't know if there's a word that captures this, but acknowledging the contribution to the city the college makes is worth considering somehow.
39059692	10/13/2015	
39072890	10/13/2015	
39074523	10/13/2015	
39074607	10/13/2015	Progressive and innovative are more appropriate and inclusive than beautiful and fair.
39075657	10/13/2015	A community with job opportunities for our children
39080201	10/13/2015	
39119869	10/14/2015	as stated, no representation in government that reflect ethnic diversity or in public service jobs
39137043	10/14/2015	
39141397	10/14/2015	prosperous
39153058	10/14/2015	public access to entire lake front
39209532	10/15/2015	
39251207	10/16/2015	
39272260	10/16/2015	Add "walkable".
39427854	10/19/2015	
39430487	10/19/2015	educated
39449613	10/19/2015	Successful Viable
39461576	10/19/2015	Career friendly...lots of jobs
39462261	10/19/2015	
39516064	10/20/2015	
39516364	10/20/2015	
39530869	10/20/2015	
39531426	10/20/2015	
39531711	10/20/2015	
39533633	10/20/2015	positive energetic/alive creative
39537436	10/20/2015	
39588801	10/21/2015	
39596494	10/21/2015	
39597080	10/21/2015	
39601266	10/21/2015	
39601649	10/21/2015	
39601828	10/21/2015	
39602076	10/21/2015	
39602294	10/21/2015	
39602513	10/21/2015	
39602605	10/21/2015	
39602699	10/21/2015	
39603323	10/21/2015	
39603440	10/21/2015	
39603706	10/21/2015	parts of geneva are a bit frightening especially after dark. parts of north main st and colt st are infested with drugs and groups of kids in a pack like atmosphere
39603942	10/21/2015	
39604231	10/21/2015	
39604563	10/21/2015	
39605796	10/21/2015	
39607146	10/21/2015	
39607370	10/21/2015	
39607544	10/21/2015	
39608154	10/21/2015	
39608316	10/21/2015	
39608550	10/21/2015	
39608625	10/21/2015	
39608826	10/21/2015	
39608955	10/21/2015	
39609157	10/21/2015	
39611253	10/21/2015	
39613586	10/21/2015	
39667954	10/22/2015	
39670227	10/22/2015	Is the boys and girls club taking second place with the community center? Our ball fields and community center as well as the YMCA are all in the Wester part of the city-- generally speaking folks there have cars- not so much in city central or wards 4,5,6 schools too! A vision for all!
39671066	10/22/2015	
39671511	10/22/2015	
39673904	10/22/2015	
39674102	10/22/2015	
39674348	10/22/2015	
39691608	10/22/2015	
39691866	10/22/2015	
39695674	10/22/2015	
39695893	10/22/2015	
39696415	10/22/2015	

39697778	10/22/2015	
39751095	10/23/2015	thriving, growing, expanding
39751403	10/23/2015	
39761252	10/23/2015	
39761586	10/23/2015	
39761742	10/23/2015	N/A
39761918	10/23/2015	
39762007	10/23/2015	
39762155	10/23/2015	
39762542	10/23/2015	
39762850	10/23/2015	w hen said fair (social equality), people should not be judged by their race no matter w hat country is people coming from for example Asia, Mexico, Honduras....that is a issue.
39809822	10/24/2015	
39922282	10/26/2015	
39922390	10/26/2015	no
39922665	10/26/2015	
39922691	10/26/2015	
39922955	10/26/2015	N/A
39936565	10/26/2015	safety
39936676	10/26/2015	
39937195	10/26/2015	City is very unfair to the taxpayer
39937596	10/26/2015	Prevention of racial bias. This issue is close to my heart because around 05/06 a family member of mine w as fired from social services so a w hite person could have her position. This family member moved to NYC disgusted w ith this treatment by her w hite supervisors and cow orkers.
39937760	10/26/2015	
39937924	10/26/2015	
39939524	10/26/2015	
39940082	10/26/2015	
39940234	10/26/2015	
39940568	10/26/2015	
39944716	10/26/2015	
39945558	10/26/2015	
39957126	10/26/2015	Safe
40009618	10/27/2015	
40009803	10/27/2015	
40009887	10/27/2015	
40010265	10/27/2015	
40016911	10/27/2015	
40017212	10/27/2015	eclectic
40017481	10/27/2015	
40019437	10/27/2015	
40021002	10/27/2015	People diversity: envisage a city w here people diversity is represented in all its institutions
40021330	10/27/2015	
40021972	10/27/2015	
40022224	10/27/2015	
40030075	10/27/2015	
40030403	10/27/2015	Enjoyable. A place w e are proud to call home. An entertainment district that brings people to Geneva and makes them w ant to stay.
40030846	10/27/2015	
40031595	10/27/2015	
40033023	10/27/2015	
40099110	10/28/2015	I'm perdonally tired of the disparity of the tw o Genevas, and you know w hat I mean. We are constantly at odds. I'm not saying everyone has to agree but it w ould be nice if our representative w ould w ork tow ards a common goal of making this a better place to live.
40160575	10/29/2015	
40168286	10/29/2015	Strong Economy, a Great place to Find Well Paying Employment
40248010	10/30/2015	
40248119	10/30/2015	
40248243	10/30/2015	
40248360	10/30/2015	
40248503	10/30/2015	
40248650	10/30/2015	
40248857	10/30/2015	
40249058	10/30/2015	
40249389	10/30/2015	
40249976	10/30/2015	
40416951	11/02/2015	more entertainment, restaurants
40417135	11/02/2015	system, small, racial, food, art, blank, low
40417300	11/02/2015	
40417427	11/02/2015	
40419530	11/02/2015	more entertainment for teens- this tow n is too depressing. never anything to do here
40420095	11/02/2015	
40420238	11/02/2015	
40421272	11/02/2015	

Appendix B: Survey Responses

40421827	11/02/2015	
40421978	11/02/2015	
40423064	11/02/2015	
40477263	11/03/2015	
40477618	11/03/2015	
40478109	11/03/2015	
40478335	11/03/2015	
40479850	11/03/2015	
40480046	11/03/2015	
40480209	11/03/2015	
40480422	11/03/2015	
40480589	11/03/2015	
40481273	11/03/2015	
40482120	11/03/2015	
40482482	11/03/2015	
40506486	11/03/2015	Family friendly
41241471	11/15/2015	
41738214	11/23/2015	

24. Approximately one in five residents in the City of Geneva live in upper income households; one in three live in low income households, and middle income households have been decreasing for some time. The Steering committee proposes that city government and community partners focus on retaining and attracting middle income households and helping lower income households rise to middle income households. Do you agree or disagree with this priority?



Answer	Count	Percent	20%	40%	60%	80%	100%
1. Strongly disagree	35	5.49%					
2. Disagree	14	2.19%					
3. Somew hat disagree	19	2.98%					
4. Neither agree nor disagree	30	4.70%					
5. Somew hat agree	85	13.32%					
6. Agree	197	30.88%					
7. Strongly agree	244	38.24%					
8. NA (No Answer)	14	2.19%					
Total	638	100%					
Mean: 5.748 Confidence Interval @ 95%: [5.620 - 5.876] Standard Deviation: 1.650 Standard Error: 0.065							

25. Please comment on your response to the question above:

37616075	09/24/2015	
37616893	09/24/2015	
37673747	09/25/2015	
37674805	09/25/2015	
37675826	09/25/2015	
37675886	09/25/2015	
37675947	09/25/2015	low er income households must help themselves, not rely on the government to do it for them. Too many unemployed section 8 housing people loitering around the city.
37675984	09/25/2015	
37676196	09/25/2015	City does not need to get involved or make it a priority. Individuals can make that decision. Opportunity is available...
37676261	09/25/2015	
37676290	09/25/2015	The middle class is the backbone of the nation so, yes, the more middle class families w e have in the city the better.
37676343	09/25/2015	
37676547	09/25/2015	Agree w ith attracting more middle income. Do not agree w ith helping low er income. If w e are able to create more jobs in the area, that should be enough help.
37676552	09/25/2015	
37676645	09/25/2015	
37677208	09/25/2015	This goes back to coming up with ways to manage development to generate the kind of jobs that make reasonable incomes possible. As much as I like the wine and tourist industries, they can't be the backbone of our economy. Nor do w e need more prisons, casinos or landfills. Surely there are better alternatives.
37677448	09/25/2015	I think the priority needs to be the low income families, not the middle class.
37677457	09/25/2015	
37677667	09/25/2015	
37677942	09/25/2015	The community's grow th can only be sustained by a significant middle class.
37678054	09/25/2015	
37678167	09/25/2015	The middle classes are alw ays the most active and vital to any community.
37678287	09/25/2015	
37678488	09/25/2015	it's hard to agree with this w/out seeing w hat actual action the govt could or should take. What is the responsibility of the govt? Is it to attract employers? What is the plan?
37678630	09/25/2015	
37679023	09/25/2015	I w ork in a position w here I serve the public. Many of the upper income Genevan's come across as not caring about the rest of the City. Many w orry about things like their view of the lake. I can't see the lake from my house, there are only a privileged few w ho can, yet these few are often the loudest voices against anything that w ill benefit the rest of the city. If it inconveniences them the rest of us don't seem to matter. Having said this I don't think these folks see themselves as privileged or sticking up for just themselves. I think they see themselves w orking for the betterment of all. I think they are sometimes misguided.
37679136	09/25/2015	As a recent homeow ner in the city, I have begun to notice a real housing crisis in Geneva. Most rental properties are in terrible disrepair, and the homes that are available for purchase, aren't accessible to most income levels. I think that the city need to find a way to get low income families into home ow nership, to begin revitalizing and developing our neighborhoods. Rochester and Buffalo have housing development programs for low income and first time homebuyers... I see no reason w hy Geneva shouldn't be able to do something similar.
37679221	09/25/2015	Some of the best middle income jobs are city employment - if you continue to outsource / eradicate city employment you are promoting unemployment w hich may prove counterintuitive and cause further population loss / economic erosion for our city.
37679237	09/25/2015	
37679634	09/25/2015	
37679764	09/25/2015	
37680249	09/25/2015	
37680606	09/25/2015	
37680992	09/25/2015	
37681001	09/25/2015	The economic disparity in Geneva is unacceptable. More focus should be brought to stimulating the economy (by making it more attractive for business ow ners and building the waterfront to attract tourists) and nurturing impoverished youth.
37681009	09/25/2015	
37681352	09/25/2015	
37681887	09/25/2015	
37682069	09/25/2015	I certainly support less low -income housing and support programs to strengthen low er and middle class residents.
37682109	09/25/2015	
37682211	09/25/2015	as long as both goals get equal attention - i agree. if it becomes only about attracting middle income residents and ignoring low er income residents w ho have been in Geneva a long time and perhaps really struggling, if not suffering, that doesn't w ork for me
37682215	09/25/2015	I agree that w e as a community should focus on lifting low er income residents into a higher, more successful economic status but I also think the city loses out on attracting middle income residents w ho w ork here and chose to commute from other somew hat more affluent communities or places of low er tax burdens. We need to continue and improve efforts to attract potential residents w ith planning and incentive, and by continuing to invest in the municipal and educational features that make Geneva more desirable for people w ith moderate means to commit to as residents and property ow ners. w e need to w ork to identify these things.
37682744	09/25/2015	
37682809	09/25/2015	
37682899	09/25/2015	First w e need to help the low income households already living in Geneva. This w ill attract the middle income households. Pulling up low income families into middle income households means low income family wage earners need to be paid a fair wage, reduce the number of part time jobs and increase the number of fulltime jobs that include paid sick time and vacation days. In other w ords low income families deserve the same job benefits middle and high income employment provides. Many low income families w ork multiple part time jobs. I suggest you read "Hand to Mouth Living in Bootstrap America" by Linda Tirado to get a better understanding the struggles low er income households face. Tax burdens fall on the middle and low income households.
37683077	09/25/2015	
37683395	09/25/2015	Geneva no longer has a middle, w e do not have the jobs to support a large middle income group. If w e expect to continue to make the City better w e need to give the people a reason to be here, the City being involved in Social change is w hat has caused the problems the City has now . Please do not keep us the target of the jokes in this county, as it is now .
37683429	09/25/2015	My husband and I do pretty w ell for ourselves, but I feel as though it is hard to live in City of Geneva with taxes eating up a lot of our mortgage payment each month. I w ould really like to see more housing communities being built in the tow n of Geneva w here taxes and w ater is more affordable.
37683682	09/25/2015	I agree with this priority, but I do not know how the City w ould go about doing that. Attracting and retaining middle income households and converting low er income households to higher income has everything to do w ith a strong local economy. We simply lack sufficient employment opportunities to compete w ith larger neighboring cities. The City could motivate young professionals to move here by giving conditional incentives to young professionals w ho purchase and improve properties in declining areas - like they do in Buffalo or Detroit. Such incentives should NOT be extended to investment rental properties!
37683689	09/25/2015	
37685313	09/25/2015	
37685524	09/25/2015	More middle level housing is important as is "improving" the overall housing stock and look of the neighborhoods. Affordable Sr. Living options
37685647	09/25/2015	Put a moratorium on people purchasing single family homes and turning them into multi-family rental homes. Perhaps devise some sort of tax incentive or low interest loan to people w ho w ant to purchase a multi-family home and restore it to a single family home as long as they are going to reside there. The w orking middle class families are being

		driven to the outskirts of the city and beyond as neighborhoods deteriorate as rental properties increase.
37685925	09/25/2015	
37686058	09/25/2015	Geneva has w hat appears to be a glut of housing - it w ould be good to get some low -income folks into these houses as ow ners...
37686136	09/25/2015	
37686171	09/25/2015	
37686314	09/25/2015	
37686379	09/25/2015	
37686392	09/25/2015	
37686742	09/25/2015	I'd need to see the particulars of the plan to see if it w ould work.
37686959	09/25/2015	
37687029	09/25/2015	Geneva needs a strong middle-class to sustain the community.
37687139	09/25/2015	
37687246	09/25/2015	
37687747	09/25/2015	I believe in retaining and attracting residents to work and live in Geneva; I don't feel w e should attract more low income residents w hen w e already are over populated with them.
37687775	09/25/2015	
37687800	09/25/2015	
37687945	09/25/2015	
37687982	09/25/2015	
37688403	09/25/2015	
37688423	09/25/2015	
37688528	09/25/2015	I couldn't agree more w ith question 24. But I presume that the Steering committee intends to raise taxes on the upper income households in Geneva in order to give money to the low er income households, thereby closing the gap between the tw o. That is not going to empow er the low er class. And that w ill make the upper class move aw ay. We need to low er taxes on all the classes: the low er class so they can afford to buy property, the middle so they can maintain a decent life style and a good job, and the upper class so they can invest in business and create employment for the community. The money you w ould have collected in (higher) taxes can be used to create employment opportunities in the area.
37688531	09/25/2015	
37688634	09/25/2015	
37688738	09/25/2015	To accomplish this task means Geneva needs to focus on better paying jobs.
37688762	09/25/2015	I don't really understand question 26
37688992	09/25/2015	
37689047	09/25/2015	the divide between the upper 1% of US and the rest of the population needs to be readjusted.
37689063	09/25/2015	Only one in three live in low income households? really? I wonder w here you get your information from. I really think it's more like 3 in 5. I w ould be interested in knowing w hat your definition of low income is, as it's probably very low .
37689071	09/25/2015	This is important, but should not be implemented in a way that makes new low er-income households feel unw elcome in Geneva
37689190	09/25/2015	
37689477	09/25/2015	Economic prosperity for all is an admirable goal. But if the focus of efforts is on attracting middle income families and helping low er income households, w e may lose ground among high income households. The Steering Committee is better guided by principles surrounding issues of w hat is best for the community as a w hole.
37689482	09/25/2015	
37689721	09/25/2015	
37689849	09/25/2015	This plan just makes sense to me. There is to much of a distinction between "haves" and "have nots," and although I think of our household as middle income for the U.S. as a w hole (w hich is how I ans w ered the earlier question about income), I know that w e are very privileged, economically, in Geneva. That bothers me, and I w ould like my colleagues and neighbors and their families to feel more secure.
37689973	09/25/2015	
37690117	09/25/2015	I believe it should include everyone. Why are w e not trying to attract and retain upper income as w ell
37690268	09/25/2015	
37690275	09/25/2015	
37690642	09/25/2015	Historically, city governments and community partners have been unable to "help low er income households to rise". It is a function of the free market, not programmable campaigns.
37690737	09/25/2015	There is a social gap promoting an elbow society in w hich low income families and their food safety and education is unstable at best. A community fridge, community garden, clothing line, more open conversation about feeling adequate in asking for and receiving help is still in dire need to connect those able to give and those needing to receive w ithout being branded as lazy etc
37690977	09/25/2015	
37690981	09/25/2015	I see a vast income disparity , particularly between neighborhoods. I'd like to see not only movement tow ards reducing poverty in Geneva, but also more full inclusion in city activities and initiatives, for those living in low er income neighborhoods.
37691504	09/25/2015	Quit catering to the w elfare and low income... Start catering to those w ho work for a. Living.
37691546	09/25/2015	
37691710	09/25/2015	I w ould rather the City invest in small business initiatives to attract and retain commerce in Geneva. Focusing on low -income households sounds like a good initiative; how ever, HOW w ould the city do it? The ans w er to that question cannot (and should not) place any type of burden on the middle class, business ow ners, etc.
37691979	09/25/2015	I definitely agree that w e should be helping low er income households rise to middle income households. I'm not sure w hat it means to try to attract middle-income households--I w ould need to be sure that such programming/plans didn't harm, exclude, or marginalize those in low er-income households. I definitely don't w ant to try to attract upper-income households. I love that Geneva is not a resort tow n and that people can still afford to live here.
37691989	09/25/2015	to be clear, I am saying that i believe this to be a strong priority moving forw ard, i do NOT feel that it has been a priority in the past.... I w ould like to see it become one, and be presented w ith a plan for implementing it.
37692225	09/25/2015	Middle-income prosperity is key to the future of our city. Of course, our goal should include helping as many as possible rise from poverty.
37692471	09/25/2015	Class distinctions in Geneva are apparent in the clientele that the businesses attract. Linden Street is beautiful, but keeps low income families at bay. To connect the different part of tow n and different classes, one has to invest in business diversity and in business models that promote diversity.
37692631	09/25/2015	The middle class is still the backbone of America and Geneva. We need all the encouragement w e can get.
37692799	09/25/2015	
37692812	09/25/2015	
37693065	09/25/2015	
37693230	09/25/2015	We are desperate for affordable senior housing in the city that middle-low income can afford. Our current options are now outdated and in need of replacement.
37693489	09/25/2015	
37693583	09/25/2015	
37693620	09/25/2015	
37693632	09/25/2015	There is no way to enhance connectivity between people and prosperity of the city if middle class is out of picture. The middle class is the backbone of the city and the tax payers and are most law-abiding.

37693694	09/25/2015	There is too big of divide between rich and poor in Geneva. Need to bridge the gap
37693846	09/25/2015	
37694346	09/25/2015	"Attracting middle income households" is not something that just happens - it requires middle income jobs, which Geneva once had but now for the most part lacks. If this question boils down to "should we work on creating middle income jobs" I strongly agree, but vague "incentive" ideas to encourage middle income households to spring up without the jobs to support them are a waste of time.
37694470	09/25/2015	
37694473	09/25/2015	
37694530	09/25/2015	
37694544	09/25/2015	Efforts to help families become self-sufficient are imperative to this city's success and improvement.
37694580	09/25/2015	There must be more employment opportunities for lower and middle class. Pure Service based economies end up as described above.
37694683	09/25/2015	As someone who just moved here to work at the colleges, I don't plan on staying more than 3-5 years. I think focusing on long-term middle class residents is important, but looking at equity and societal concepts as a whole is more important. How can we get lower-income to middle class through jobs, better social services, community building, etc.
37694714	09/25/2015	
37695079	09/25/2015	One thing I notice as a person who falls in the middle income category is that housing options in Geneva are definitely geared toward either high income or low income residents. Finding a nice, affordable apartment in the city is VERY difficult unless you fall into one of those other two income categories.
37695698	09/25/2015	I'm not sure how this can actually be accomplished, but economic differences seem to play a large role in segregation of our community.
37695703	09/25/2015	
37696449	09/25/2015	All our citizens need opportunities to prosper. Corporations are NOT people! Amend the Constitution!!!
37696472	09/25/2015	
37697278	09/25/2015	
37698116	09/25/2015	
37698404	09/25/2015	I've noticed that more and more HWS faculty (mid-income) and staff have been choosing to live in Geneva instead of Rochester or Ithaca (which was often the case 10 or more years ago, as far as I know). Small business opportunities have been attracting a small percentage of HWS graduates, and I would like to see this percentage increase somehow.
37698452	09/25/2015	Not by wealth redistribution.
37699096	09/25/2015	
37699792	09/25/2015	I think improving the lives of people living on "lower incomes" is important, and I think keeping Geneva affordable for people with middle and lower (but hopefully increasing) incomes is very important.
37699858	09/25/2015	
37700461	09/25/2015	
37700647	09/25/2015	The key to bringing in middle income families and industry is a good school district. Do not lose sight of this. Changing the perception of Geneva is starting to occur with wonderful changes to our downtown area. We need to keep our young adults here when and if possible. Encouraging that by closing off Linden street and getting shops in that cater to professionals is key as well. What has been done these last ten years makes me feel that we are on the right path
37701099	09/25/2015	How can you possibly help "lower income households rise to middle income households"? This idea sounds too lofty to take seriously.
37701317	09/25/2015	
37701382	09/25/2015	To get people out of low income, they need to want to better themselves but getting an education and working. Far too many would rather just take from the system and remain low income.
37702171	09/25/2015	I doubt this is in your hands. You can't change economic fundamentals. Those are determined at a societal level. State and federal governments might have some leverage, but locally? No.
37702622	09/25/2015	
37703456	09/25/2015	
37703703	09/25/2015	I don't want to see the lower income options lost to the city residents who need that option. Lower income housing in Geneva allows for some of our diversity.
37704098	09/25/2015	I think that attempting to attract families of midrange incomes is more sustainable than trying to focus on attracting a few individuals or families with a lot of money. Economic support from a wide range of people versus a few is more sustainable and healthier for the community.
37704767	09/25/2015	How you plan to do this, can't answer without knowing the how
37704839	09/25/2015	
37705052	09/25/2015	
37705195	09/25/2015	I believe that we need to address the issue of poverty in Geneva. Those living in poverty should be given opportunities to rise to the middle class.
37705283	09/25/2015	
37705701	09/25/2015	
37705849	09/25/2015	I don't think as it is broadly stated above it should be a priority. If it involves bringing economic development/middle income JOBS to the area, fine. But if it is for more fluff 'programs' like housing, sidewalks, gardens, neighborhood initiatives, parklets, trees, and other 'stuff'--NO.
37705896	09/25/2015	
37706081	09/25/2015	
37706126	09/25/2015	I don't know what retains and attracts middle income residents. But if it is more 5&20 suburban sprawl, I don't support it.
37706411	09/25/2015	
37706526	09/25/2015	
37706753	09/25/2015	It would be good to see some support for the middle income residents. How would this work? Currently, it seems as if the whole focus is on the lower income residents who do need the support.
37707017	09/25/2015	
37708780	09/25/2015	I agree although I am interested in how exactly this is going to be done. In my neighborhood there is more low income housing than not. How will the steering committee aim to improve whole neighborhoods?
37708940	09/25/2015	I agree that rising income disparity is as disturbing in Geneva as it is nationally. In part, that is what I mean above by "affordability" and why I rank economic development and social equity highly. What I would add, however, is the observation that these problems require a more regional approach -- at the very least cooperative planning between the City and the Town of Geneva.
37711267	09/25/2015	We can't leave people hanging like that
37715561	09/26/2015	I agree, but that is a broad, vague goal...
37721510	09/26/2015	Middle income has been disappearing in our nation rapidly. Those who used to be middle income are now lower income even with 2 or more working members. Incomes just don't meet the cost of living in NY any more.
37722586	09/26/2015	
37724425	09/26/2015	
37724852	09/26/2015	
37725147	09/26/2015	
37725203	09/26/2015	
37725487	09/26/2015	
37726095	09/26/2015	I especially agree with this statement if the bulk of the focus is on supporting low income households.

Appendix B: Survey Responses

37726314	09/26/2015	
37726525	09/26/2015	As a pediatrician in the community, I certainly see the diversity Geneva has to offer. The community has a lot going for it, but addressing poverty is crucial to the on-going success of the community. The work being done by Geneva 2020, Success for Geneva's Children, and associated organizations is extremely important and needs to be augmented at every opportunity. Children are Geneva's future, but far too many are suffering from the effects of poverty.
37726754	09/26/2015	that would be great...it seems like there is a ton of programs for low income and high income doesn't need it, but middle income are working two jobs to get by and put braces on kids and send children to college
37726769	09/26/2015	We still need the top incomes, but they do not need city help other than all other positive attributes of the staying strong and help to keep them here.
37727461	09/26/2015	
37727970	09/26/2015	
37728074	09/26/2015	Low income housing and the families that need them, do little to increase anything but the social services they end up utilizing.
37729432	09/26/2015	
37731368	09/26/2015	
37731641	09/26/2015	A mix of economic diversity is needed.
37733044	09/26/2015	
37733181	09/26/2015	We need to provide jobs encourage and assist people in finding work at all levels. M
37734508	09/26/2015	This is pie in the sky but would like to help make it happen. Must have retirement housing. Amend subsidized regs and tenant violations to "penalize" landlords similar to neighboring counties. Move the county social services office out of downtown and to Hopewell. Middle class is not growing because there is no focus to help or retain them. Lower class is booming because we do everything to focus on their needs which is usually not successful long term. Our school system caters 100% to the kids who are failing and there is no focus on the high-achievers or the middle achievers to get them to a higher level. This is a huge political conversation and I wish you luck. All students need the same level of focus just as all citizens do to make a community. If we continue to focus on the wonderful things the Boys and Girls Club does for the lower income households, you will continue to attract more lower income households to Geneva. The B & G Club is not necessarily a positive for our community and good luck talking about this in a public forum.
37734862	09/26/2015	I don't think you can do it. Lovely idea.
37735466	09/26/2015	How exactly are you going to do? I see has the present taxpayers will be paying for others and we are not getting any breaks. Sorry this is not a city issue must come from state to change rules on individuals who are subsidized by state
37737580	09/26/2015	We can help people with lower incomes by having quality education, job training and incentives to work. But first we need jobs!
37738709	09/26/2015	Work on attracting upper and middle income households. Then lower income household will be taken care of as a natural outcome. Remember that upper income people will be more than likely supplying the jobs for middle income people. We need them.
37740480	09/26/2015	
37741567	09/26/2015	
37743458	09/26/2015	
37748798	09/26/2015	Middle income households will bring more businesses into downtown Geneva, ie. restaurants, coffee shops, co-op, bookstores, retail.
37749679	09/26/2015	
37750704	09/26/2015	
37753102	09/26/2015	
37753373	09/26/2015	
37757641	09/26/2015	The fact that a good deal of people living in Geneva collect welfare has a lot to do with the reason Geneva has degraded to the state it is in now. There are a huge number of residences that do nothing to maintain their homes let alone upgrade them.
37759600	09/26/2015	Very important to the progression of the city and creating a sense of whole.
37760421	09/26/2015	It is my understanding that a number of children in the GCSD are homeless this year. As we focus on some of the loftier goals of the City and Geneva 2020, we must do everything possible to provide these children with the assistance they need to just survive.
37767472	09/27/2015	Everyone living in Geneva deserves a chance to make it, if they are hard working and productive. We are all in this together, and people need to be encouraged to assist each other, not compete against each other.
37777245	09/27/2015	
37785406	09/27/2015	
37786351	09/27/2015	This sounds a bit like gentrification. How are you going to attract middle income residents without pushing out lower income? How will lower income residents be "helped"? I disagree with incentivizing middle income residents, especially since more middle income residents tend to be white, and lower income residents tend to be persons of color.
37789955	09/27/2015	I don't think it is an appropriate goal, nor is it very efficient for governmental organizations to deal with the issue of helping different economic classes move up. Issues like that belong to family values, culture, religion, etc.
37791372	09/27/2015	Need to focus less on attracting new population and more on aiding the lower SES population in Geneva. Bringing in bourgeoisie establishments and young hipster families is not going to help the working-class. People need direct aid.
37792160	09/27/2015	
37792195	09/27/2015	
37793469	09/27/2015	
37799913	09/27/2015	If we focus on education at all levels of partnership, then education levels increase for all, and job opportunities increase, and income levels will increase. It all starts with education. Good public schools. A community college and HWS. We have it all.
37800808	09/27/2015	
37802676	09/27/2015	
37805352	09/27/2015	I agree that city should do everything in their power to retain an attract middle income households, but it is not up to the city to help low income households rise to middle income. Attracting good jobs should help that issue.
37806657	09/27/2015	I'm not sure how the committee or government would be able to help lower incomes rise to middle incomes, unless they became seriously involved in the school system. This change is something we wouldn't see for several years.
37809487	09/27/2015	
37809755	09/27/2015	
37811658	09/27/2015	
37813221	09/27/2015	I agree a middle class is important to any community.
37841211	09/28/2015	Upper income households are probably more likely to continue to take care of their properties as long as the lower income households are improving
37851733	09/28/2015	A larger income does not turn a person with no character into a person of character.
37852346	09/28/2015	
37853168	09/28/2015	
37853393	09/28/2015	There has been enough handouts to lower income people and that's what ruined Geneva in the first place. A office for welfare, an office for probation all designed to keep the scumbags out of Canandaigua! If YOU build it they will come!
37856797	09/28/2015	
37859394	09/28/2015	
37859833	09/28/2015	
37861676	09/28/2015	
37870014	09/28/2015	I'm not sure what your cut-off line is between low- & middle-income, but I feel as if I'm low-income, just barely making a living with almost no luxuries.

Appendix B: Survey Responses

37872510	09/28/2015	
37872670	09/28/2015	I am all for helping people, but nothing should just be given to people. The people that are middle and upper income have worked hard to get what they have. It is unfair to give low income households benefits in order to allow them to have a different label.
37877523	09/28/2015	It depends on how this pursued. Economic empowerment of poor communities, not gentrification, is vital.
37878854	09/28/2015	Retain Middle income is an obtainable goal. The City Gov't. should NOT use it's resources or tax money to try and 'rise' low income. That is simply out of scope. Low income in many cases is a mind set way of life due to lack of education, lack of ambition and/or welfare subsidies that require little or no life set goals.
37881275	09/28/2015	cut sewer rates
37883300	09/28/2015	
37883835	09/28/2015	Geneva needs more middle income families. There needs to be a draw to live in Geneva. The education system is a huge part of what draws people to live in a community. The public school system in Geneva needs to improve. However, in order to improve the school system, family situations need to improve and there has to be more middle class families.
37884488	09/28/2015	it's not the government's job to make people get jobs or an education.
37885297	09/28/2015	
37885943	09/28/2015	We need upper income households also and should work to attract and retain them as well.
37910933	09/29/2015	
37918302	09/29/2015	there should be a greater equity in the city to help the city grow as a whole as opposed to just certain areas
37919221	09/29/2015	NA
37923441	09/29/2015	
37923576	09/29/2015	
37923994	09/29/2015	
37924564	09/29/2015	
37925213	09/29/2015	
37925869	09/29/2015	
37925993	09/29/2015	
37925994	09/29/2015	
37929251	09/29/2015	It would be useful to know how the City of Geneva is defining high, middle, and low income.
37929474	09/29/2015	You would have to be a great deal more specific about what you would want to do before I would either agree or disagree - if you implemented programs that would offer help, for example, in using old homes and prepping them as affordable and livable rental or sale properties for low income families, yes. If it is shaming or pressuring busy people with difficult work situations and income limitations to pretty up their yards/homes etc as happens on that 'See, click, say' website, then no. I think promoting interaction across racial/ethnic/religious/sexual orientation/income/ability/citizenship is the best way to begin to assist with income inequality in Geneva. The Colleges, FLCC and the schools should work to help create programs that encourage education for all of Geneva's kids and improve retention and graduation rates.
37930470	09/29/2015	
37935622	09/29/2015	There are many initiatives taking place in nys for the lower income bracket, however, the middle income bracket is the most undeserved and it has the most revenue producing potential. This subsection will make or break Geneva's sustainability and as such, where the attention should focus.
37935808	09/29/2015	"Income" implies the availability of decent paying jobs to sustain and support middle income households. Isn't this essentially about economic development or attracting/supporting businesses to thrive in the area?
37946691	09/29/2015	
37948554	09/29/2015	If you mean lowering taxes then yes, I agree. If you mean throwing money into things for middle income only then I would not agree.
37956242	09/29/2015	
37958399	09/29/2015	
37960827	09/29/2015	We need relocate the Social Services Office For Welfare back in Canandaigua at the County Seat - this would assist Geneva with the mounds of low income residents. Efforts should also be made to force people on welfare to work for their monthly benefit check. Far to many live off the system & quite honestly I'm tired of paying high taxes to support them when they're fully capable, but to lazy to work or it's the lifestyle that they're accustomed to.
38050000	09/30/2015	
38055856	09/30/2015	I don't know that this is something that government can do artificially. Opportunities are available and each individual needs to seek to take advantage of the opportunities available in order to improve their life and the life of their family.
38056505	09/30/2015	Middle Income families have been proven in national studies to increase the wealth in communities through spending, community involvement, and other ways.
38058346	09/30/2015	
38060904	09/30/2015	
38063584	09/30/2015	
38066271	09/30/2015	Of course it is a good idea to attract middle and high income households. These, however, require middle to high income jobs and lower property taxes. Also, services provided by the city for the taxes the residents pay.
38067295	09/30/2015	How does the committee propose to encourage these admirable goals?
38071078	09/30/2015	
38076630	09/30/2015	It would be great to help out lower income households, but there is not enough B&I in the area. Many of the jobs available are low paying or seasonal.
38078367	09/30/2015	
38078891	09/30/2015	
38079188	09/30/2015	I strongly agree because it is the middle and lower income household that economically help an area to grow.
38079467	09/30/2015	
38079707	09/30/2015	
38080202	09/30/2015	
38080561	09/30/2015	
38082616	09/30/2015	We have an abundance of middle income housing that needs to be filled and retained
38086352	09/30/2015	Enough with the handouts. People improve their lot by working for it - never by having it handed to them.
38103867	09/30/2015	The industry that has left Geneva left a hole which was filled with dependents and subsidized housing.
38123242	10/01/2015	
38123941	10/01/2015	Geneva needs some condos for middle age /middle income couples. There is nothing like that here now. We are behind Canandaigua and the Rochester and Syracuse regions in that regard.
38125349	10/01/2015	I would have moved to Geneva, but because of the taxes it was unaffordable.
38125357	10/01/2015	
38129980	10/01/2015	
38134128	10/01/2015	Lower income households need to work for their rise, it should not be given to them in the way of a handout.
38134351	10/01/2015	
38135019	10/01/2015	
38136410	10/01/2015	

Appendix B: Survey Responses

38139185	10/01/2015	
38141694	10/01/2015	This is a fair objective and I support it how ever, it w ill be challenging w ith the limited employment opportunities in the area as w ell as the lack of resources available to those that live in this area. There needs to be a reason or incentive for people to move to an area w here many resources, advanced healthcare, activities, and amenities are an hour aw ay in either direction. How w ill the committee and city government entice people to locate here? What is the appeal? How w ill middle income families support themselves and afford to commute to areas of employment w ith the cost of gas that w ill increase the monthly expenditure that they already are responsible for? I am extremely interested in w hat this strategic plan w ill look like.
38142988	10/01/2015	
38144021	10/01/2015	
38147810	10/01/2015	The middle class is the backbone that supports any community. Growing it by w hat ever means possible is of great importance
38149109	10/01/2015	
38149158	10/01/2015	
38149183	10/01/2015	
38149631	10/01/2015	
38149636	10/01/2015	
38149651	10/01/2015	
38149652	10/01/2015	
38149839	10/01/2015	
38150199	10/01/2015	
38150567	10/01/2015	We need to w ork on alleviating the problems associated w ith low -income households so that the middle and high income households w ill remain in Geneva. The middle and high income families don't w ant to be exposed to the aforementioned problems of the low income households.
38151534	10/01/2015	I think reducing taxes (by merging the tow n and city) and creating financial incentives for people w ho w ork and live in Ontario County w ould increase the number of middle income households in Geneva.
38152111	10/01/2015	The maintainable aspect of middle income households is w here more emphasis needs to be. Support for he low er is already their. If people can see that the middle is sustainable there is more of an incentive to strive for it.
38152545	10/01/2015	I think that the city needs to stop allow ing for hud housing or rental properties, w e have a great deal of them as is and they are needed, how ever as someone w ho has tried to rent it is hard to be middle class and find a affordable rental house in a descent area.
38153706	10/01/2015	It is important to maintain and strengthen the middle class and their neighborhoods..... they are the life blood od most communities... to allow formerly Middle Class neighborhoods to deteriorate and call them Transitional is cavalier. Our homes are our greatest asset. When w e want to sell and cannot get a decent price for our w ell maintained homes, it speaks to how unfair middle income folks have been treated by the city. Do your jobs..... enforce the codes that are already in place.....SO tired of PC nonsense..... Take care of the homeowners/manor tax payers!!!!
38154800	10/01/2015	
38155213	10/01/2015	There are too many eye sore houses w hen you first drive in from the thruway and they need to be cleaned up. We also make it w ay to easy for low income families continue to live here w ith no accountability. I here everyone say, "Move to Geneva, they don't turn anyone dow n!" It is not attractive for those from middle class backgrounds to w ant to raise their families here.
38157433	10/01/2015	
38159989	10/01/2015	
38160154	10/01/2015	bridges out of poverty
38160383	10/01/2015	
38163927	10/01/2015	
38164048	10/01/2015	
38164306	10/01/2015	What's the plan to raise people out of poverty, if free public K thru associates degrees are readily available?. Free Vocational? Seriously. Education is the number one factor in poverty prevention. If you raise someone out of poverty in Geneva it may as w ell triple their odds of leaving for a fair w age for a marketable skill else w here. You might w ant to put the cart behind the horse, and get employers to open business and require people w ho w ork for the city of Geneva to LIVE HERE, instead of the tow n. And reward homeowners w ith city primary residency with a rate break or rate reduction for home repair and upkeep. While raising rates for rental properties and higher fines that are ENFORCED , for unkept slum rentals. Enforced fines. these properties exist on NEARLY EVERY street. If you can't even inspire your ow n employees to live here how can you expect a socially reformed person to stay or a prospect to buy in? FIX IT! Start w ith your ow n.
38165307	10/01/2015	Less low income housing and more senior housing
38165381	10/01/2015	
38165444	10/01/2015	
38165623	10/01/2015	
38166166	10/01/2015	If w e don't w ork on the middle income folks, w e lose the people w ho are the biggest contributors to our city/tow n.
38166240	10/01/2015	Our schools need this demographic.
38167263	10/01/2015	
38167930	10/01/2015	
38182451	10/02/2015	The high taxes encourage the middle class to live elsew here w here the taxes are low er. High taxes also keep people from being able to afford to beautify their home or neighborhoods. No tax breaks for businesses and institutions at the expense of the property ow ner.
38182469	10/02/2015	
38184898	10/02/2015	The rise of the low er income should be because w e make the unemployed w ork or offer education programs they can take advantage of, not because w e give it to them.
38185087	10/02/2015	We need to empow er the people of Geneva w ith jobs and thus values that w ill make them take care and pride in their surroundings and in the city in w hich they live.
38185437	10/02/2015	
38185847	10/02/2015	The statement in #24 is one I feel very passionate about. I more than 'strongly agree'.
38186099	10/02/2015	I agree w ith keeping the middle class here. We are letting the w rong families leave the community. I disagree w ith moving the low income families up to middle if it is at our expense. The majority of the low income w e already support and support quite w ell I might add.
38191460	10/02/2015	More income is good, but it is important that this income is gained through honest labor instead of free handouts and charity.
38191904	10/02/2015	We need to attract higher income households, With higher income households come jobs w hich produce middle income residents.
38193656	10/02/2015	Hard to comment w ithout know ing the strategy to be pursued in this effort.
38198297	10/02/2015	Though i agree w ith helping households better themselves, i disagree w ith taxpayer money funding such programs.
38199025	10/02/2015	
38199643	10/02/2015	
38208159	10/02/2015	you need to help us in the middle income be able to stay in Geneva. there are many programs for business and low income. but people in the middle don't get anything. We can hardly afford to stay in our houses let alone make repairs or improvements. There has to be something you can do to help us so w e can stay in Geneva and not get pushed out
38208907	10/02/2015	We are losing our middle income families due to supporting low income. Geneva's city taxes make it difficult to keep people just starting out and young people w ith families.
38211728	10/02/2015	Follow NYS and Federal law s as they apply to social w elfare programs and support. Are you trying to increase low er income households by attracting them w ith incentives that w ill in some fashion rise their social status? This w ill negatively effect the tax base and drive higher income out of Geneva (as it already has). You need to attract middle and higher income so that the tax base can afford the social programs to assist low er income residents, not drive them aw ay. Historically, the Ontario county seat has been very successful in encouraging and funding low er income households programs in Geneva vs hosting those programs in Canandaigua. Is that now w hat Geneva w ants to attract, based on a tax base burdened by a large tax exempt population. What about assisting middle income to rise to higher. What happened to a holistic approach to all incomes. ILO a singular focus on the "problem" of low income and the hosing rental issues (rental slum areas, abandoned housing, social services provided housing, out of state landlords, etc.) associated w ith families that can not afford housing.
38213209	10/02/2015	

Appendix B: Survey Responses

38220754	10/02/2015	
38222805	10/02/2015	
38225250	10/02/2015	
38227466	10/02/2015	
38231361	10/02/2015	
38237437	10/02/2015	It depends how you intend to help lower income become middle income households. The middle also need property tax relief.
38240321	10/02/2015	
38242646	10/02/2015	
38249207	10/02/2015	As long as federal government stays out of social policy and insurmountable social welfare; local levels and stable families will start to eliminate poverty; not liberal-socialized government!
38253007	10/02/2015	Of course it is a good idea to attract middle and high income households. These, however, require middle to high income jobs and lower property taxes. Also, services provided by the city for the taxes the residents pay.
38253326	10/02/2015	Community needs more diverse, high quality restaurants; more and better entertainment, reputation for top schools, and hospital with coverage for most common medical specialties. Also more employment and activities for youth, especially in summer
38266463	10/02/2015	
38270010	10/03/2015	Economic equality, employment opportunities and fair housing must be of importance and priority.
38272439	10/03/2015	taxes and real estate prices are high for the average family
38296768	10/03/2015	
38297468	10/03/2015	We have worked hard to maintain our incomes it was never handed to us, we earned it. We feel that the lower income families should not just be handed additional income revenues as most feel that we always owe them regardless.
38297510	10/03/2015	Two points contrary to helping lower income households rise: 1) I feel that the water dept. current Red Tag and Reconnection Fee is excessive and unfair to those on fixed or lower incomes, and, 2) current proposals to raise property tax and to impose penalty and interest fees on those who wish to continue to pay property tax in two installments will cause hardship for lower income families and those on fixed income or tight budgets.
38299726	10/03/2015	this really impacts the classrooms in the school district- have vs. have not
38310200	10/03/2015	We want more people supporting the city so how do we do that other than attracting movers and expanding the base..?
38310349	10/03/2015	
38314833	10/03/2015	
38319905	10/03/2015	
38327356	10/03/2015	
38334030	10/03/2015	Jobs are the answer to helping lower income families...We need more places of employment whereby people can afford to raise their families. Not more fast food restaurants, but businesses that provide decent income would help. Also, understand that for anyone who wishes to move into the city, there is a lack of attractive homes that are priced well and in neighborhoods that are desirable. One of my family members has been looking for over a year and a half for decent homes to come on the market....either the homes in the town are way overpriced for a middle income family (usually above \$250,000) or the more-affordable houses in the city limits have high taxes.....You have to really, really want to live in the city to pay the taxes. If I could do it all over again, I would be looking in the town. And if you want retirees to remain in the city, please talk to developers who will build well-built patio homes or two-bedroom houses that attract people who want to downsize. I know of many older families, doctors and dentists, who are leaving Geneva to live in Canandaigua where these types of homes are available.
38334574	10/03/2015	
38337535	10/03/2015	
38345284	10/03/2015	
38351612	10/03/2015	The focus needs to be on what we have already. We need to unite and connect before anyone will want to relocate here.
38378880	10/04/2015	these ratios reflect national trends. more free training for needed jobs (nurses,machinists,computer) more middle income housing
38380498	10/04/2015	
38388721	10/04/2015	My priorities would be to provide safe, affordable housing for all city residents and to make it possible for those properties that are unoccupied to be refurbished and occupied. Absentee landlords should be held accountable.
38389633	10/04/2015	
38398575	10/04/2015	The Geneva I grew up in had a vibrant middle class and downtown business district, all of which fed into an excellent public school system. A small city of a few 'haves' and many 'have nots' is not viable long-term.
38402309	10/04/2015	
38403911	10/04/2015	With a community identity we can create more jobs, attract new residents, and welcome back many young families who left the area to find work that was interesting & paid well. Younger people are longing for communities that are safe, they can raise a family, job opportunities, and nearby amenities.
38411722	10/04/2015	
38413976	10/04/2015	We as a community need to retain the residents that want more and are willing to go to work for it. It is not the responsibility of city government to help anyone's economic position directly. If the city provides a positive economic climate and jobs are available to residents then class migration will occur naturally. No handouts!
38417043	10/04/2015	
38420378	10/04/2015	Priority is too generic. Need to know how city plans to achieve this priority.
38425212	10/04/2015	It depends on how you plan to accomplish this.
38425621	10/04/2015	While I agree that there should be help to those lower income families, I feel that Geneva can & will attract more middle & upper income households by showcasing what exactly Geneva has to offer
38444348	10/05/2015	Drawing in more middle income families allows for a stronger community instead of just using upper and middle class funding to bring the lower income to the middle class.
38451757	10/05/2015	
38453534	10/05/2015	
38455398	10/05/2015	
38459879	10/05/2015	n/a
38463520	10/05/2015	
38464204	10/05/2015	I strongly agree to retain and attract middle income households. More helps to be done to help the class
38468282	10/05/2015	
38471033	10/05/2015	
38471331	10/05/2015	
38473718	10/05/2015	
38475406	10/05/2015	
38479766	10/05/2015	
38500973	10/05/2015	This will require job availability & fair pay practices! Employers need to be on board!
38503435	10/05/2015	Reasonably paying employment opportunities needed.
38504869	10/05/2015	One of the major issues across America is a shrinking middle class, while lower income families do not have the resources or access to opportunities to bring themselves out of poverty. Let's stop focusing on how we can attract the next Google and start focusing on people that live here. Appendix B: Survey Responses and the Finger Lakes to withstand changing economic, social, and environmental variables, we better start making sure those people who want to transition from lower income to something better, they are given a real chance.

38509614	10/05/2015	Low er taxes w ould maintain the middle class and allow others to rise to the middle class.
38509874	10/05/2015	
38514794	10/05/2015	
38515858	10/05/2015	It's not Geneva's fault for the bigger gap in between low er and upper income. It's the way the world is turning. So much comes into play w ith that. Jobs, people's priorities. A lot of the low er income families think there isn't opportunity for them but really there is... They just need to be taught how to move up. I've lived poor and ran the streets and I've lived wealthy. I know how different people think.
38517861	10/05/2015	
38538652	10/06/2015	
38545144	10/06/2015	
38560375	10/06/2015	
38562499	10/06/2015	Get rid of slum lords. Encourage people to take advantage of programs to purchase homes. Attract people to the community to purchase homes and invest in our city. No more tax exemption status. Reassess why properties are tax exempt and if we as a city need to change the law s, policies and regulations regarding this and consider putting exempt properties back on the tax roll. The burden is to heavy on the ever decreasing property ow ners.
38564749	10/06/2015	
38567234	10/06/2015	Schools need to improve in order to attract folks to buy homes here and raise their families.
38570262	10/06/2015	
38570934	10/06/2015	brings economic stability, strong communities and strong families
38571301	10/06/2015	
38573784	10/06/2015	I believe that residents need to be held accountable for their surroundings. Trash in the yards, unmowed grass etc. If areas w ere picked up or forced to pick them up they w ould feel a more sense of pride in their areas and strive to better themselves and the community.
38575715	10/06/2015	I believe it's the w rong focus. It's a desired goal, but it can't be the primary goal. That is, exactly how raising economic prosperity is to be achieved is FAR more important than simply ensuring that everyone is "equal"
38580586	10/06/2015	
38583398	10/06/2015	
38626261	10/07/2015	Middle income can better maintain their homes and more free to participate in cultural activities. I like how you are addressing vacant and rundown homes. Many empty houses need to get back on the market.
38629935	10/07/2015	
38629976	10/07/2015	
38632255	10/07/2015	
38649968	10/07/2015	I BELIEVE THE STATE ASSISTANCE SHOULD BE GRANTED TO FAMILIES WHO ACTUALLY WANT TO PROGRESS INTO A MIDDLE CLASS STATUS. IT SEEMS AS IF ITS EASIER TO REMAIN A LOW INCOME FAMILY THEN TO PRGROSS IN GENEVA. FOR EXAMPLE IT SEEMS LIKE ONCE YOU ARE WORKING FAMILIES ARE MORE LIMITED TO ASSISTANCE OR HOUSING PROGRAMS. GENEVIANS WHO STRIVE TO DO BETTER SHOULD BE REWARDED IN THEIR EFFORT NOT PUNISHED BY TAKING AWAY ALL THERE BENEFITS AND FORCING THEM TO RESORT BACK TO A LOW INCOME STRUGGLING CLASS.
38664643	10/07/2015	One way to do this is to provide the possibility of ow nership of property to the many renters in the city. Make ow ning a home more achievable.
38691385	10/08/2015	I consider myself high income but as I near retirement I'm considering moving out of the city because we pay way to much in taxes for ? services
38691384	10/08/2015	I consider myself high income but as I near retirement I'm considering moving out of the city because we pay way to much in taxes for ? services
38713274	10/08/2015	What can we do to help low er income rise to middle income? We already have so many government assistance programs that many have been "trapped" or become addicted to financial aide. Far too many people do not have GOOD educations. I WANT the numbers or definition that you used to get the above stated statistics. It does not seem true to what I see of Geneva.
38713354	10/08/2015	There is an awful lot to this answ er, and I don't think I have time to address it even superficially. We need jobs, but not junk jobs, and not jobs at the cost of give-aw ays to enrich business ow ners. We need to have an attractive city (services, schools, etc.) but not at the cost of abandoning poorer citizens and neighborhoods. Goes on and on. Balance.
38731570	10/08/2015	
38733882	10/08/2015	Income disparity is to be discouraged locally and nationally
38734707	10/08/2015	
38773550	10/09/2015	Within reason. As long as discrimination against upper income households does not exist and that "ow nership" of property is emphasized, not rental. Rental properties are perhaps the number one problem infecting Geneva w ith low morale and a public safety concern. City emphasis on landlords must be more stringent and enforceable or all the rest of the work may be in vain... in my opinion.
38789866	10/09/2015	Again, I have no problem helping those who are trying to help themselves by being employed, law abiding citizens and are obviously not abusing the system by continuously having children when they cannot afford it. There is a sense of entitlement running rampant and it's because people are enabling others from taking responsibility from their choices in which they are not being held accountable and then are given aid from the tax dollars of people who are actually working hard to provide for their own family, and apparently, others who want a hand out. Again, I want to reiterate that I have NO problem helping those in need if they are trying to help themselves. Like I mentioned before, we workfare vs welfare. The hand outs need to stop otherwise the potential that Geneva can be (beautiful, diverse, connected, sustainable) will never come to be.
38795561	10/09/2015	
38795580	10/09/2015	I think we should also focus on attracting more high income households to live in the City of Geneva/pay taxes/spend money, invest here.
38795773	10/09/2015	
38795924	10/09/2015	Need more information about how they plan to do this, what funding impacts it might have on current stakeholders (residents and businesses).
38796002	10/09/2015	
38796120	10/09/2015	
38796239	10/09/2015	
38796609	10/09/2015	Don't forget to enlist the aid of the "upper income households." Their support is essential.
38796910	10/09/2015	
38797491	10/09/2015	
38797764	10/09/2015	In addition to attracting middle-income households and helping low er-income households rise to middle, I believe there should also be attention devoted to retaining existing middle-income households. Fortunately, the city's cultural offerings and natural beauty do this to some degree.
38797866	10/09/2015	I think it is important to bridge the gap between low er and higher income and one way to do this would be attracting a stronger middle class
38798933	10/09/2015	
38798987	10/09/2015	
38799038	10/09/2015	Middle income drives economies.
38799255	10/09/2015	
38799436	10/09/2015	
38799554	10/09/2015	Geneva is full of senior citizens, so it is not realistic to try and move middle income homes to upper income, because most seniors are on fixed incomes.
38799798	10/09/2015	I think this proposal is extremely important provided low er income individuals and families who *already* live in Geneva are not displaced by new middle income residents.
38799956	10/09/2015	
38800068	10/09/2015	
38800494	10/09/2015	
38800591	10/09/2015	
38800816	10/09/2015	

Appendix B: Survey Responses

38801025	10/09/2015	
38801508	10/09/2015	
38801897	10/09/2015	I don't know enough about the statistics to say either way but I think we have way too many homes in Geneva for the population we should have. When there is excess inventory with low demand prices decrease and homes are sold for rock bottom and end up low income rentals.
38801962	10/09/2015	See 23.
38802884	10/09/2015	
38803793	10/09/2015	Too many low income families. We need to move the welfare office to another city we have had it long enough. Middle income families don't live here because taxes are too high. They are moving to outlying areas.
38804512	10/09/2015	How would you do this? It seems like it's impossible to abstract this from development.
38804558	10/09/2015	striving for economic equality is important
38804635	10/09/2015	Retaining higher income households should also be a priority
38805553	10/09/2015	
38807629	10/09/2015	
38807766	10/09/2015	We've lived in many different places, and we think this town is certainly aiming in the right direction. We have never been disappointed in what we have seen. (What we have smelled, however, remains to be commented on!)
38809507	10/09/2015	
38810530	10/09/2015	Property taxes have to stop being so high- 40% cannot sustain the tax base. Why does Hobart College get to buy up prime real estate and not pay taxes? How can Geneva General Hospital afford to pay 54 million in cash for expansion and be considered non profit and be exempt from taxes? How can services be so diminished for those 40% who DO pay taxes??
38811597	10/09/2015	
38811722	10/09/2015	
38812222	10/09/2015	
38813133	10/09/2015	Lifting up lower income households to create a more equitable status is important to the future of our city and region.
38813343	10/09/2015	
38814059	10/09/2015	Good paying jobs at all levels are available in Geneva I'm sure. Perhaps more middle income jobs should be available for those seeking employment.
38814338	10/09/2015	
38815347	10/09/2015	
38816175	10/09/2015	
38816252	10/09/2015	
38816620	10/09/2015	
38818415	10/09/2015	and just how can that be done?the taxes are too high ,the low income famiyls are every where,and many just beat the homes down than move on to the next landlord,and the courts dont help,so good luck with that dream...
38819849	10/09/2015	
38834225	10/10/2015	
38836804	10/10/2015	Many homes in Geneva are in such horrible disrepair and many abandoned due to foreclosure status. I see the community doing nothing to work on these community problems of homes that have become eyesores
38838237	10/10/2015	Middle-class people are moving here from bigger cities because these bigger cities are fast losing their middle classes. These people have at least some money to invest here. Poor people here seem to be institutionally marginalized. Unless an effort is made to preserve the present middle class and bring poorer people into that middle class, this city will very likely revert to/remain just another economically depressed upstate town...
38842817	10/10/2015	We need to build the economy in Geneva. More people+better living+more business= more money
38842842	10/10/2015	I agree that middle-income levels are crucial for the overall sustainability of Geneva's economic health, and this thus is likely to determine the health of the community goals of sustainability, cultural diversity, beauty, etc.
38843316	10/10/2015	
38845913	10/10/2015	I think having a good amount of working class people in a small town (or anyw here) can only help the city prosper. Also, I think by trying to rise lower income people to middle class will help unify the city and keep everyone at the same level, thus creating a place where everyone feel like a community and a part of that community.
38847448	10/10/2015	
38851717	10/10/2015	Income alone does not equate with comfortable meaningful living; if EVERYone's basic needs and safety/health insurance and educational opportunities are seen to (by an enlightened and expanded local form of social security) then moving everyone up the income scale is less important; moving the highest incomes lower if it strengthens community is not a bad idea either.
38858612	10/10/2015	
38859524	10/10/2015	Low income should work towards middle income and not just expect to get there through assistance.
38859547	10/10/2015	
38859857	10/10/2015	Put a low income household in a middle income neighborhood and the property will go downhill. A majority of low income households just do not take care of their property.
38860247	10/10/2015	
38861922	10/10/2015	
38902468	10/11/2015	
38913295	10/11/2015	
38915624	10/11/2015	
38916608	10/11/2015	Presently homeless. Have lived and prospered in Geneva for over the last 15 years until unexpected/uncontrollable circumstances (disability) caused dramatic changes. Support of homeless people in Geneva is practically non-existent. Social services is lacking/unwilling in humanely dealing with the unfortunate. Assistance when one is losing control is instrumental in keeping one from hitting total bottom.
38922372	10/11/2015	In order to attract more middle income families, the city needs to attract more employers!
38925445	10/11/2015	
38925463	10/11/2015	The lower income need help becoming middle income. And the middle income need help staying there.
38928839	10/11/2015	I'd rather see a little more help to the middle income households. Most of the lower income households have everything handed to them.
38930858	10/11/2015	
38937838	10/11/2015	The middle income households, i.e. the middle class has been diminishing in size for far too long in this country, and the best place to start to change this rate of decline is at home, in our fair city.
38949614	10/12/2015	
38953447	10/12/2015	
38956913	10/12/2015	Lower income households are normally renters who take very little pride in their surroundings. Not all do But I think the majority does
38960296	10/12/2015	
38963976	10/12/2015	This means that the City needs to have a multi-faceted and comprehensive housing policy that addresses old construction and fosters the development of new SF building in pockets all over the City.
38975440	10/12/2015	The low income need help and more jobs will bring people to the area and possibly raise some of the lower income
38978797	10/12/2015	Reducing poverty and strengthening the middle class are crucial to achieving social justice in the community and increasing its vibrancy.

Appendix B: Survey Responses

38979059	10/12/2015	
38980185	10/12/2015	
38982437	10/12/2015	
38987452	10/12/2015	
38989435	10/12/2015	
38989899	10/12/2015	
38994826	10/12/2015	
38995454	10/12/2015	
39000876	10/12/2015	Low er the property tax for home ow ners, open up the lake front for housing. Let everyone have chickens.
39002458	10/12/2015	
39003715	10/12/2015	promote opportunity for all w ho are willing to w ork hard and not just looking for a hand out.
39005852	10/12/2015	
39008336	10/12/2015	Strengthening Geneva's position as a w ine industry and tourist center w ill bring economic prosperity to more households. Also, there should be stricter residency requirements for city and county government jobs.
39014520	10/12/2015	
39036198	10/13/2015	
39046380	10/13/2015	
39047255	10/13/2015	Middle income households are the core of our society; w e need to provide for that core and strengthen it. We also need to support opportunities and programs that w ill assist low er income households rise. Certainly creating more and better employment opportunities is important and also having a living w age is fundamental. But w e need employment that provides not only economic health but also provides a way for folks to use their unique talents.
39047622	10/13/2015	Bring in private jobs.... The rest w ill follow . Stop promoting anti-capitalistic ideas... Haven't w e seen enough of this across the US under the guise of 'hope and change'?
39050163	10/13/2015	
39050192	10/13/2015	I ranked economic prosperity low on question 20 because I feel that this is typically code for city attempts to bring in outside redevelopment investment (large hotels , lake front condos, etc.) w hich tend ultimately to benefit few residents. If economic prosperity means developing strategies that help "low er income households rise to middle income households," I'm all for it.
39052837	10/13/2015	Mostly top and bottom is probably unsustainable.
39059692	10/13/2015	
39072890	10/13/2015	I think middle income households are more tolerant and w illing to reach out and w ork to make things better.
39074523	10/13/2015	Absolutely great to help low er income residents and attract middle, but w hy not attract high income households as w ell, w hich may strongly support economic grow th, taxes, and property values.
39074607	10/13/2015	Middle income families w ill not return to the city until the disparity between tow n and city taxes is resolved.
39075657	10/13/2015	
39080201	10/13/2015	
39119869	10/14/2015	first things first then economy w ill follow .
39137043	10/14/2015	low er the taxes
39141397	10/14/2015	How does one retain and attract confronting high city taxes?
39153058	10/14/2015	
39209532	10/15/2015	Work Hard at a job in the community and you w ill be paid a fair w age.
39251207	10/16/2015	
39272260	10/16/2015	
39427854	10/19/2015	
39430487	10/19/2015	In order for Geneva to grow and sustain an identity, it needs more middle class residents.
39449613	10/19/2015	Why ignore upper income households, w hich w ill help the community elevate statuses of all?
39461576	10/19/2015	
39462261	10/19/2015	Middle class families need places for their vehicles. Some neighborhoods are not conducive for families w ith multiple vehicles. Until that issue is solved w e w ill continue to see a similar socioeconomic class occupying those homes.
39516064	10/20/2015	Please see above w hat I w rote
39516364	10/20/2015	Geneva needs more paying jobs
39530869	10/20/2015	
39531426	10/20/2015	
39531711	10/20/2015	
39533633	10/20/2015	
39537436	10/20/2015	
39588801	10/21/2015	
39596494	10/21/2015	
39597080	10/21/2015	
39601266	10/21/2015	
39601649	10/21/2015	
39601828	10/21/2015	
39602076	10/21/2015	
39602294	10/21/2015	Helping low er income rise to middle income for me w ould make everything a great improvement and my surroundings look more inviting
39602513	10/21/2015	
39602605	10/21/2015	
39602699	10/21/2015	
39603323	10/21/2015	
39603440	10/21/2015	
39603706	10/21/2015	
39603942	10/21/2015	everyone should be on an equal footing for our city to survive
39604231	10/21/2015	
39604563	10/21/2015	middle income is the heart of the country and w e need them to survive
39605796	10/21/2015	
39607146	10/21/2015	

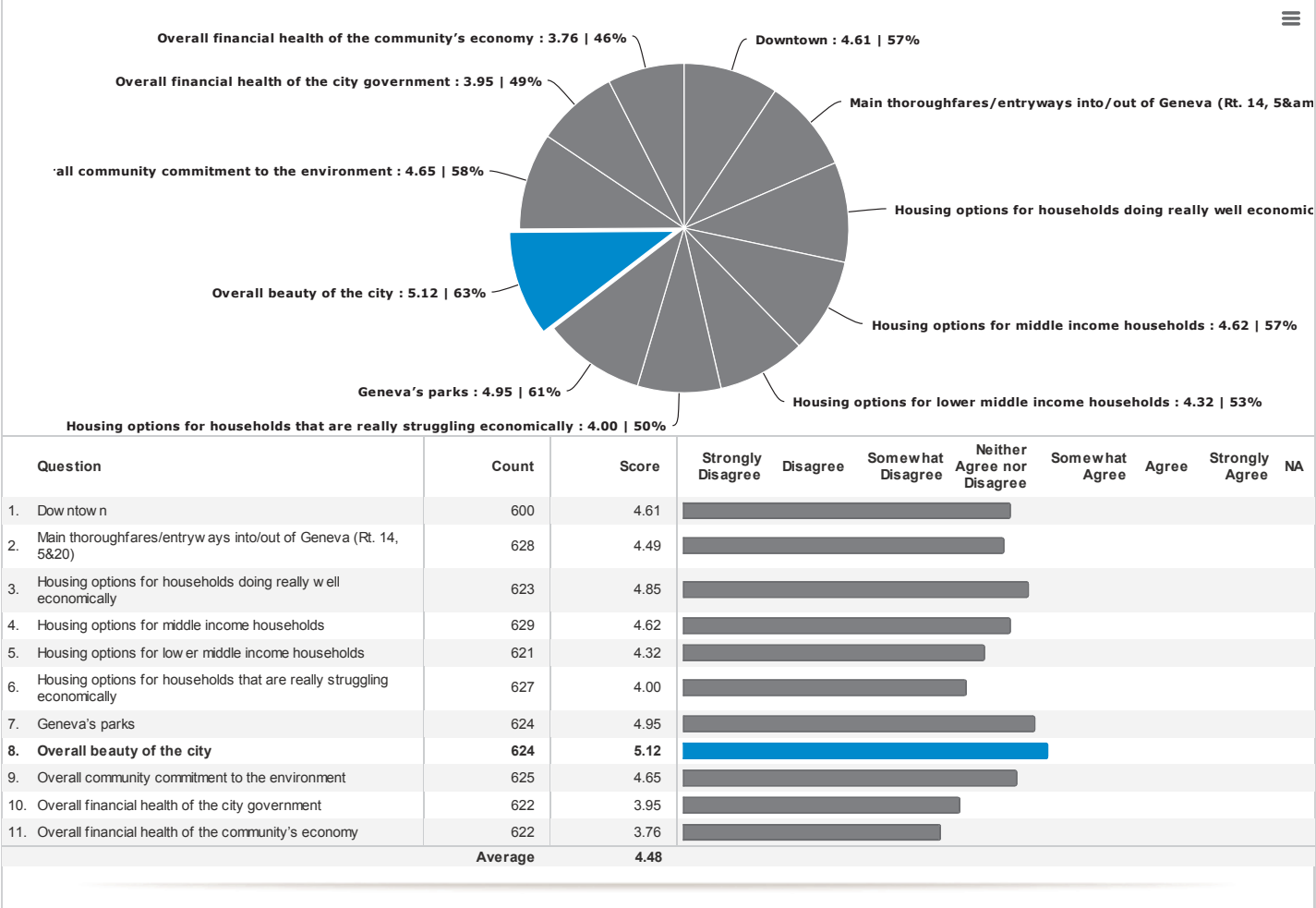
Appendix B: Survey Responses

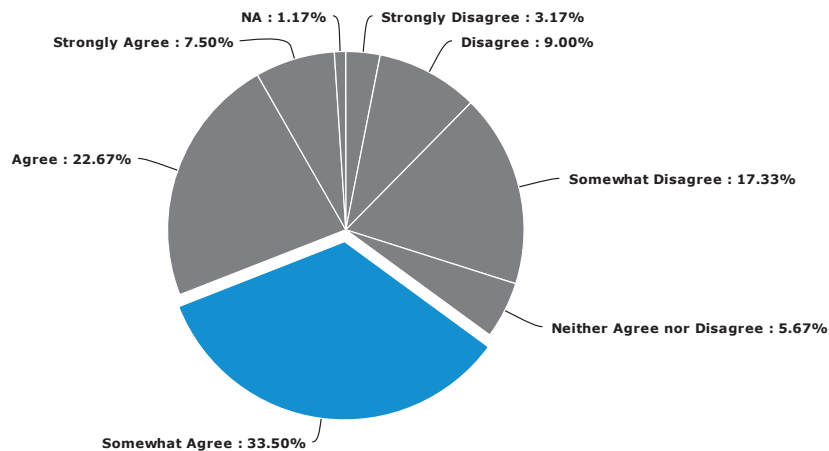
39607370	10/21/2015	
39607544	10/21/2015	
39608154	10/21/2015	
39608316	10/21/2015	
39608550	10/21/2015	
39608625	10/21/2015	
39608826	10/21/2015	
39608955	10/21/2015	
39609157	10/21/2015	
39611253	10/21/2015	
39613586	10/21/2015	
39667954	10/22/2015	
39670227	10/22/2015	The middle class all over the us is diminishing This is seen in all areas- work etc is being seen in the school as well. We are all impacted by the growing healthy few - the decrease in the middle class and the increase in the lower income class...how is this possible?
39671066	10/22/2015	
39671511	10/22/2015	
39673904	10/22/2015	
39674102	10/22/2015	
39674348	10/22/2015	
39691608	10/22/2015	
39691866	10/22/2015	This "govt" should concentrate on local economy and job growth and sustainability, along with tax reductions, now hot to assist individual people or families.
39695674	10/22/2015	
39695893	10/22/2015	
39696415	10/22/2015	
39697778	10/22/2015	
39751095	10/23/2015	
39751403	10/23/2015	
39761252	10/23/2015	the people with less money should be helped out more than the people with money
39761586	10/23/2015	
39761742	10/23/2015	N/A
39761918	10/23/2015	
39762007	10/23/2015	I come from a fairly middle income household, so I suppose I recognize the value of supporting the middle class. This would also make it so we have less generational poverty, which is a hard cycle to get out of.
39762155	10/23/2015	
39762542	10/23/2015	I agree that elevating people to higher classes is a good priority to have. It gives people a better shot at improved quality of life, and isn't that what we all want for ourselves, our families?
39762850	10/23/2015	people should have more opportunities.
39809822	10/24/2015	The need for heavy taxing of private homes need to be looked at. Landlords are taxed heavier. I understand that. Seems like most of the PD calls go to Landlord owned property. Better tenants = less pd calls Maybe the extra time spent by the pd could be used elsewhere?
39922282	10/26/2015	
39922390	10/26/2015	na
39922665	10/26/2015	
39922691	10/26/2015	
39922955	10/26/2015	N/A
39936565	10/26/2015	no one seems to care about the middle income family but they are the ones burdened with all of the financial support
39936676	10/26/2015	
39937195	10/26/2015	You have a code enforcement person take from the poor people and making the work to be done from the cold, one person JD and stealing and buying home that the poor can fix up to code. He is a city worker, and buying house which is not agreeable, be fired
39937596	10/26/2015	You cannot help someone who does not want help but if someone is willing to go to school they should be encouraged not hindered.
39937760	10/26/2015	
39937924	10/26/2015	
39939524	10/26/2015	I don't feel that the low or middle income bracket is being supported enough to sustain themselves and without the low and or middle class a community cannot thrive.
39940082	10/26/2015	
39940234	10/26/2015	
39940568	10/26/2015	
39944716	10/26/2015	
39945558	10/26/2015	
39957126	10/26/2015	Job training, promoting education and affordable housing would help. We have many retirees who could mentor.
40009618	10/27/2015	I think that it would be nice and helpful to low income families
40009803	10/27/2015	
40009887	10/27/2015	
40010265	10/27/2015	
40016911	10/27/2015	
40017212	10/27/2015	Do not try to push out lower income residents
40017481	10/27/2015	
40019437	10/27/2015	
40021002	10/27/2015	Implementing such a priority is the challenge
40021330	10/27/2015	All in all, the figures speak for themselves. It's a "real" problem
40021972	10/27/2015	
40022224	10/27/2015	
40030075	10/27/2015	

Appendix B: Survey Responses

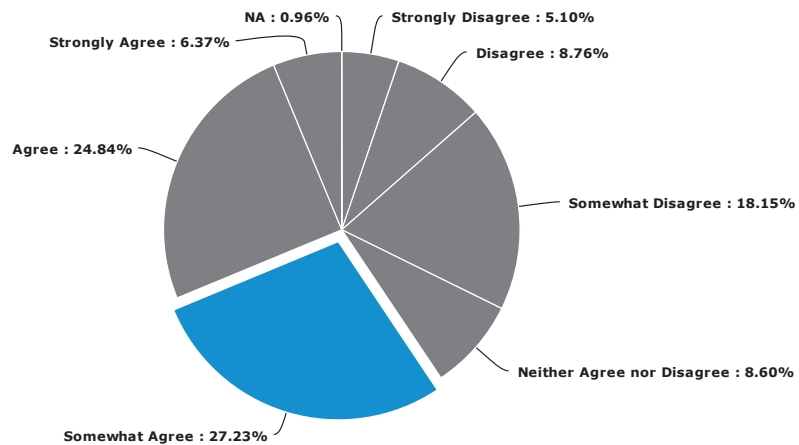
40030403	10/27/2015	If more people cared for their homes and property, the neighborhoods that they are in would only improve and thus raising the morale of the community as a whole.
40030846	10/27/2015	I feel that each level of income households should all be treated the same. There should be more economically efficient resources for lower class as well as middle class.
40031595	10/27/2015	ustedes saben el por why You know the reason why
40033023	10/27/2015	
40099110	10/28/2015	How about examining the reasons WHY middle incomes are leaving and then do something about that. Do you ever do any sort of "exit survey" as to why people leave Geneva? Think of how we treat newcomers in the city. It's not pretty. "Old Geneva" thinks they have a monopoly here and do things they way they've always done them. And the sad thing is, they do. There is a fundamental lack of concern on the part of the city governance.
40160575	10/29/2015	
40168286	10/29/2015	Middle income, ~ 50% by your statement above, is so tired of the continued spending of our tax money, and is leaving Geneva little by little, as we cannot afford the high taxes. As you are well aware, only 40% carry the tax burden for the whole City. * Upper income has the money to pay these high taxes. * Low income receives subsidies and help. *** Middle income has to carry the burden of the tax weight. Middle income salaries are either stagnant or have decreases in past decade or more. City needs to realize this and stop spending our tax dollars, or more middle income will be forced to move out of Geneva! Please focus on bring great industry here to provide well paying employment, and the rest of Geneva's problems will heal themselves....reputation of high welfare city, decomposing home values, idle youth looking to drugs and gang membership instead of work, etc.
40248010	10/30/2015	Ya hay organizaciones sin fines de lucro que están tratando de ayudar a la comunidad con este problema. Sería más productivo que el gobierno ayude a estas organizaciones para que estas puedan ayudar a los necesitados y clase media. Already nonprofit organizations be trying to help the community with this problem. It would be more productive than the government to help these organizations so that they can help the needy and middle class.
40248119	10/30/2015	
40248243	10/30/2015	
40248360	10/30/2015	
40248503	10/30/2015	
40248650	10/30/2015	
40248857	10/30/2015	
40249058	10/30/2015	
40249389	10/30/2015	
40249976	10/30/2015	
40416951	11/02/2015	
40417135	11/02/2015	
40417300	11/02/2015	I think every place should strengthen the low class to become middle class
40417427	11/02/2015	
40419530	11/02/2015	
40420095	11/02/2015	
40420238	11/02/2015	
40421272	11/02/2015	
40421827	11/02/2015	
40421978	11/02/2015	
40423064	11/02/2015	
40477263	11/03/2015	To keep Geneva clean it should have middle income houses to take care of their property to make Geneva cleaner and friendlier
40477618	11/03/2015	I think every place should strengthen the low class to become middle class
40478109	11/03/2015	
40478335	11/03/2015	
40479850	11/03/2015	
40480046	11/03/2015	
40480209	11/03/2015	
40480422	11/03/2015	
40480589	11/03/2015	
40481273	11/03/2015	
40482120	11/03/2015	More people in the Geneva City
40482482	11/03/2015	
40506486	11/03/2015	By making the city attractive to families more employers will look at Geneva as a place to base their business. Strong schools along with friendly neighborhoods will attract long term homeowners and stabilize neighborhoods.
41241471	11/15/2015	
41738214	11/23/2015	I agree that a strong middle income segment is important for dynamic neighborhoods but I'm uncertain what role the city has in this effort.

26. Pretend someone told you that all of the following conditions or places in Geneva are working well or are in excellent condition. Do you agree or disagree with their positive assessment for each of the following?



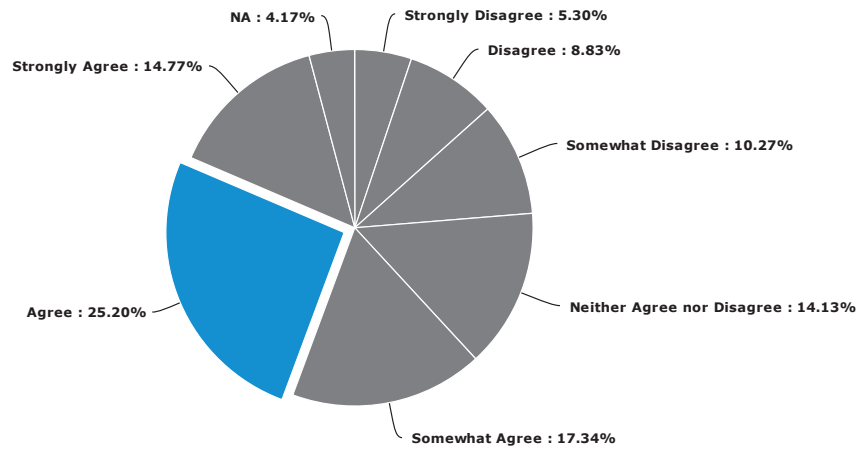


Answer	Count	Percent	20%	40%	60%	80%	100%
1. Strongly Disagree	19	3.17%					
2. Disagree	54	9.00%					
3. Somew hat Disagree	104	17.33%					
4. Neither Agree nor Disagree	34	5.67%					
5. Somewhat Agree	201	33.50%					
6. Agree	136	22.67%					
7. Strongly Agree	45	7.50%					
8. NA	7	1.17%					
Total	600	100%					
Mean: 4.612	Confidence Interval @ 95%: [4.484 - 4.739]		Standard Deviation: 1.597		Standard Error: 0.065		

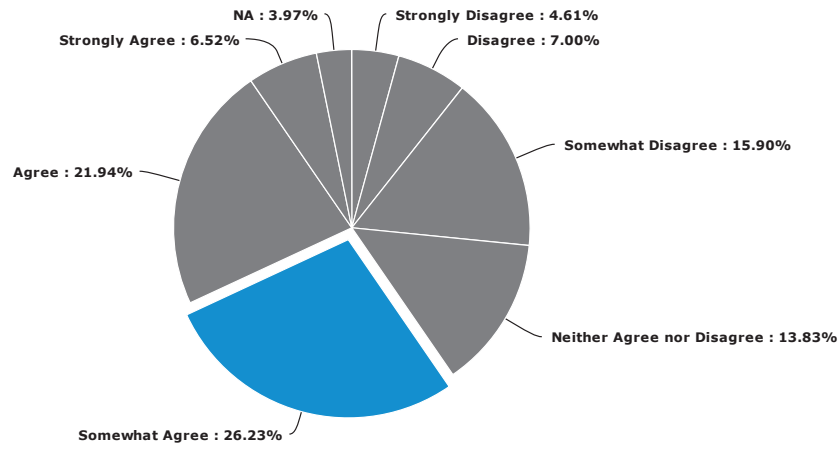


Answer	Count	Percent	20%	40%	60%	80%	100%
1. Strongly Disagree	32	5.10%					
2. Disagree	55	8.76%					
3. Somew hat Disagree	114	18.15%					
4. Neither Agree nor Disagree	54	8.60%					
5. Somewhat Agree	171	27.23%					
6. Agree	156	24.84%					
7. Strongly Agree	40	6.37%					
8. NA	6	0.96%					
Total	628	100%					
Mean: 4.489 Confidence Interval @ 95%: [4.359 - 4.619] Standard Deviation: 1.658 Standard Error: 0.066							

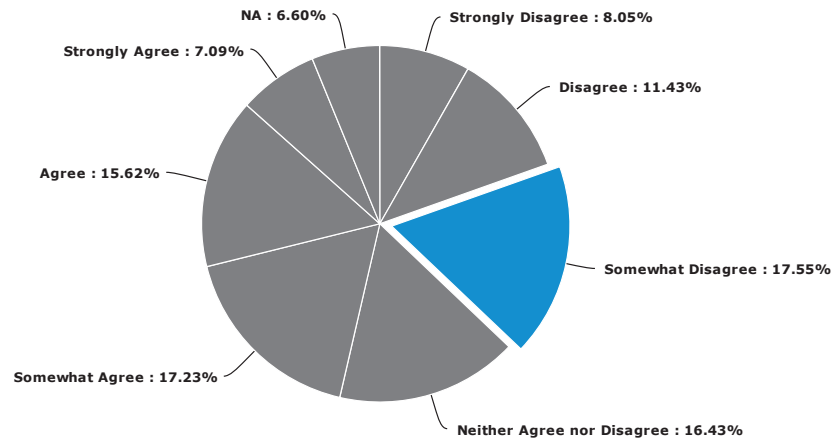
Housing options for households doing really well economically



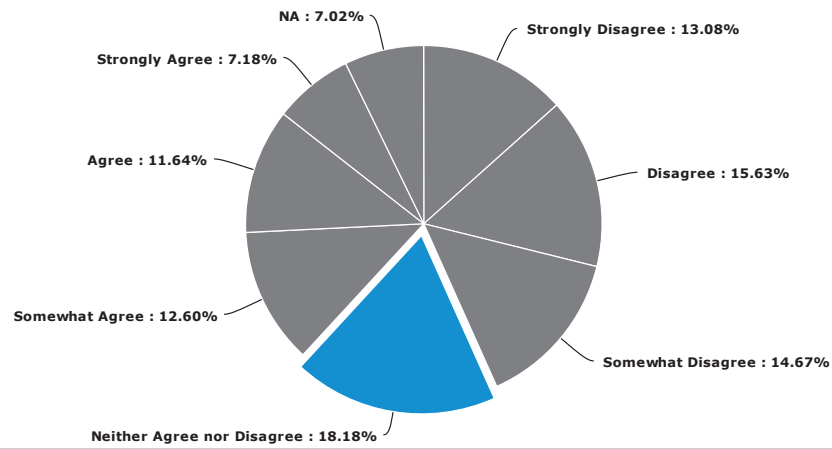
Answer	Count	Percent	20%	40%	60%	80%	100%
1. Strongly Disagree	33	5.30%					
2. Disagree	55	8.83%					
3. Somew hat Disagree	64	10.27%					
4. Neither Agree nor Disagree	88	14.13%					
5. Somew hat Agree	108	17.34%					
6. Agree	157	25.20%					
7. Strongly Agree	92	14.77%					
8. NA	26	4.17%					
Total	623	100%					
Mean: 4.849 Confidence Interval @ 95%: [4.704 - 4.994] Standard Deviation: 1.843 Standard Error: 0.074							



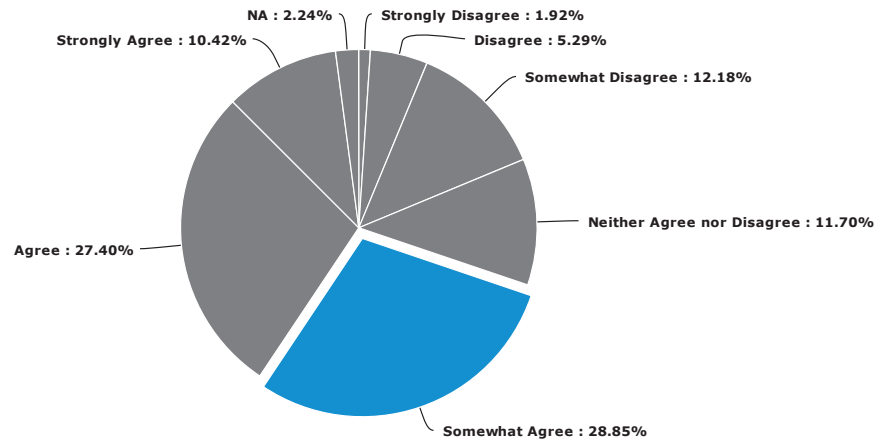
Answer	Count	Percent	20%	40%	60%	80%	100%
1. Strongly Disagree	29	4.61%					
2. Disagree	44	7.00%					
3. Somewhat Disagree	100	15.90%					
4. Neither Agree nor Disagree	87	13.83%					
5. Somewhat Agree	165	26.23%					
6. Agree	138	21.94%					
7. Strongly Agree	41	6.52%					
8. NA	25	3.97%					
Total	629	100%					
Mean: 4.618 Confidence Interval @ 95%: [4.487 - 4.750] Standard Deviation: 1.685 Standard Error: 0.067							



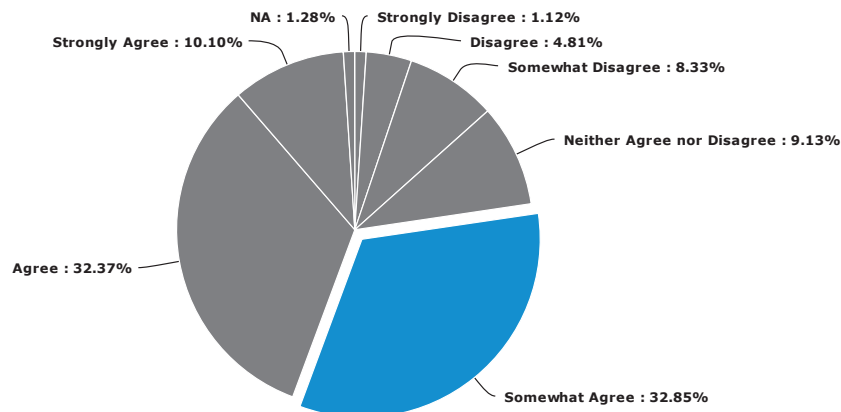
Answer	Count	Percent	20%	40%	60%	80%	100%
1. Strongly Disagree	50	8.05%					
2. Disagree	71	11.43%					
3. Somewhat Disagree	109	17.55%					
4. Neither Agree nor Disagree	102	16.43%					
5. Somewhat Agree	107	17.23%					
6. Agree	97	15.62%					
7. Strongly Agree	44	7.09%					
8. NA	41	6.60%					
Total	621	100%					
Mean: 4.316 Confidence Interval @ 95%: [4.163 - 4.468] Standard Deviation: 1.938 Standard Error: 0.078							



Answer	Count	Percent	20%	40%	60%	80%	100%
1. Strongly Disagree	82	13.08%					
2. Disagree	98	15.63%					
3. Somew hat Disagree	92	14.67%					
4. Neither Agree nor Disagree	114	18.18%					
5. Somew hat Agree	79	12.60%					
6. Agree	73	11.64%					
7. Strongly Agree	45	7.18%					
8. NA	44	7.02%					
Total	627	100%					
Mean: 4.003 Confidence Interval @ 95%: [3.841 - 4.166] Standard Deviation: 2.078 Standard Error: 0.083							

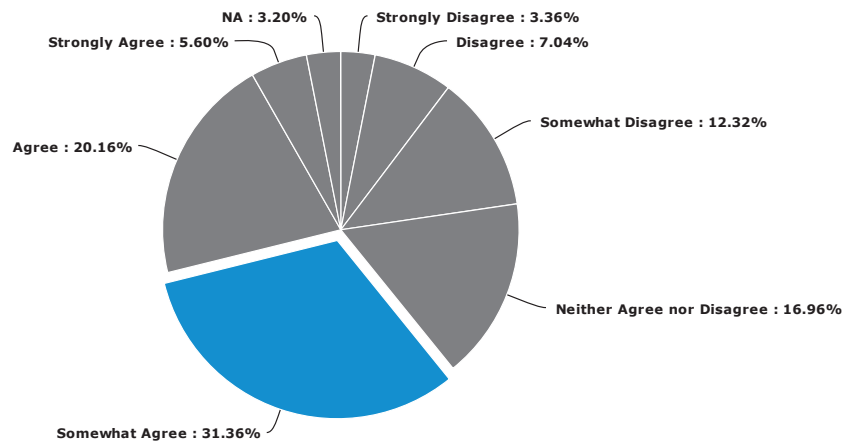


Answer	Count	Percent	20%	40%	60%	80%	100%
1. Strongly Disagree	12	1.92%					
2. Disagree	33	5.29%					
3. Somewhat Disagree	76	12.18%					
4. Neither Agree nor Disagree	73	11.70%					
5. Somewhat Agree	180	28.85%					
6. Agree	171	27.40%					
7. Strongly Agree	65	10.42%					
8. NA	14	2.24%					
Total	624	100%					
Mean: 4.954 Confidence Interval @ 95%: [4.835 - 5.072] Standard Deviation: 1.511 Standard Error: 0.060							

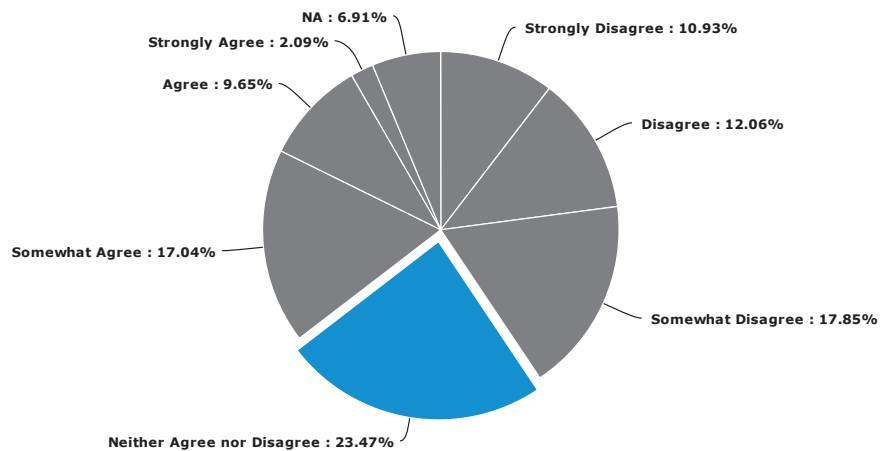


Answer	Count	Percent	20%	40%	60%	80%	100%
1. Strongly Disagree	7	1.12%					
2. Disagree	30	4.81%					
3. Somew hat Disagree	52	8.33%					
4. Neither Agree nor Disagree	57	9.13%					
5. Somewhat Agree	205	32.85%					
6. Agree	202	32.37%					
7. Strongly Agree	63	10.10%					
8. NA	8	1.28%					
Total	624	100%					
Mean: 5.117	Confidence Interval @ 95%: [5.010 - 5.224]		Standard Deviation: 1.367		Standard Error: 0.055		

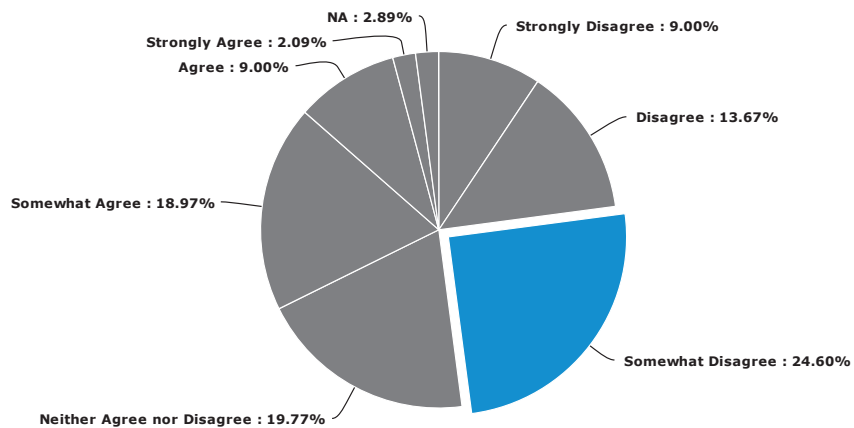
Overall community commitment to the environment



Answer	Count	Percent	20%	40%	60%	80%	100%
1. Strongly Disagree	21	3.36%					
2. Disagree	44	7.04%					
3. Somew hat Disagree	77	12.32%					
4. Neither Agree nor Disagree	106	16.96%					
5. Somewhat Agree	196	31.36%					
6. Agree	126	20.16%					
7. Strongly Agree	35	5.60%					
8. NA	20	3.20%					
Total	625	100%					
Mean: 4.648 Confidence Interval @ 95%: [4.526 - 4.770] Standard Deviation: 1.558 Standard Error: 0.062							

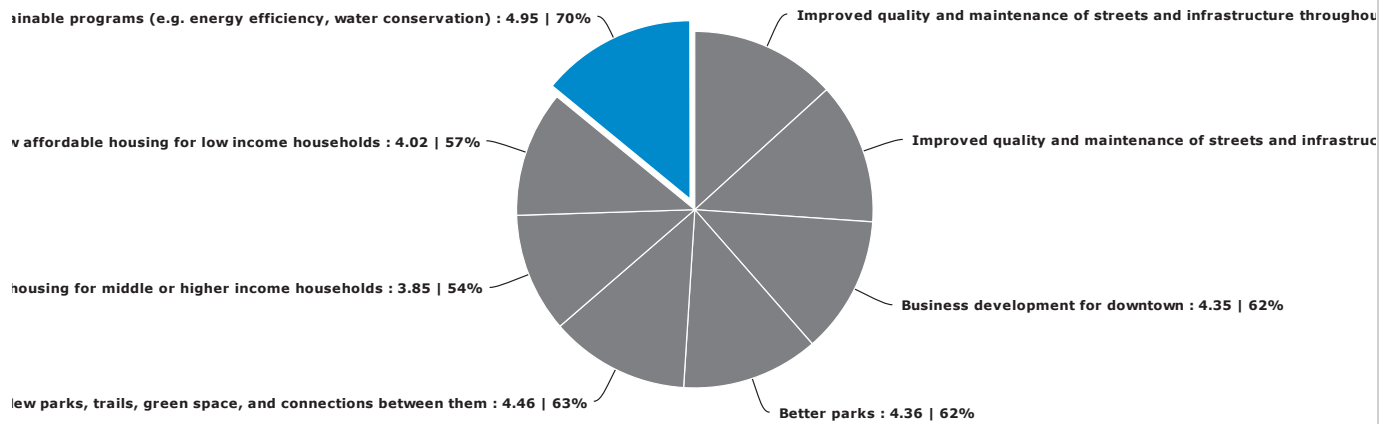


Answer	Count	Percent	20%	40%	60%	80%	100%
1. Strongly Disagree	68	10.93%					
2. Disagree	75	12.06%					
3. Somew hat Disagree	111	17.85%					
4. Neither Agree nor Disagree	146	23.47%					
5. Somew hat Agree	106	17.04%					
6. Agree	60	9.65%					
7. Strongly Agree	13	2.09%					
8. NA	43	6.91%					
Total	622	100%					
Mean: 3.955	Confidence Interval @ 95%: [3.808 - 4.102]		Standard Deviation: 1.871		Standard Error: 0.075		

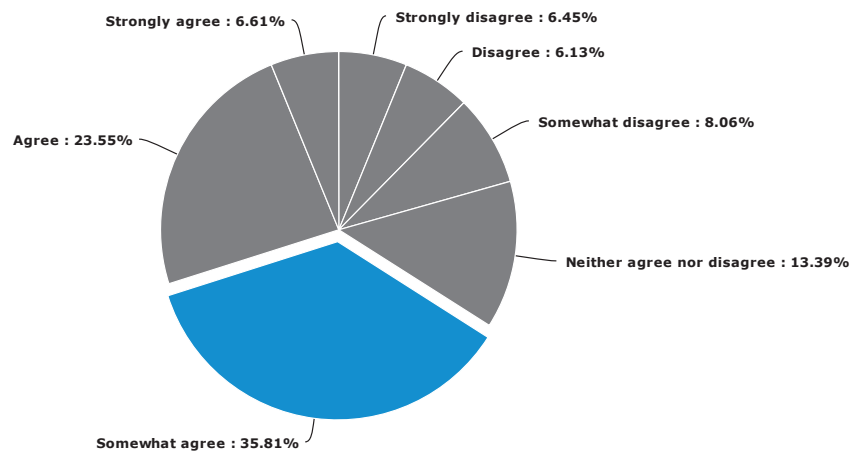


Answer	Count	Percent	20%	40%	60%	80%	100%
1. Strongly Disagree	56	9.00%					
2. Disagree	85	13.67%					
3. Somewhat Disagree	153	24.60%					
4. Neither Agree nor Disagree	123	19.77%					
5. Somew hat Agree	118	18.97%					
6. Agree	56	9.00%					
7. Strongly Agree	13	2.09%					
8. NA	18	2.89%					
Total	622	100%					
Mean: 3.759 Confidence Interval @ 95%: [3.629 - 3.889] Standard Deviation: 1.658 Standard Error: 0.066							

27. Property taxes are a tricky issue. Some feel that local taxes should never go up, for any reason. Others believe that more local taxes might be acceptable, but it would depend on the issue or priority addressed. Would you agree or disagree to a tax increase to pay for the following objectives:

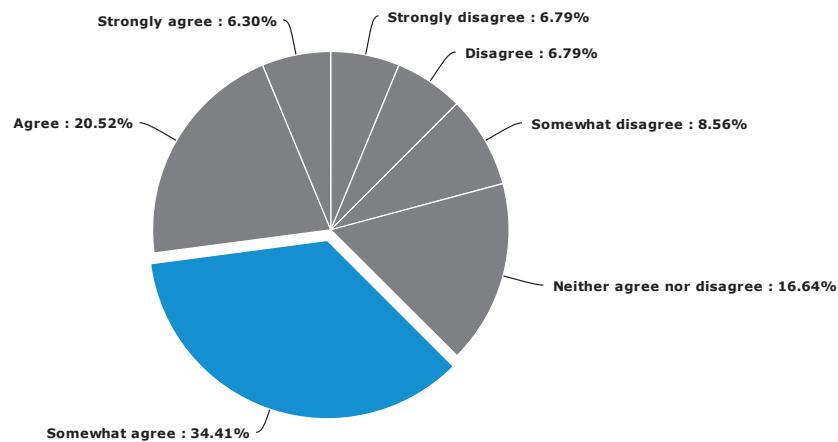


Question	Count	Score	Strongly disagree	Disagree	Somewhat disagree	Neither agree nor disagree	Somewhat agree	Agree	Strongly agree
1. Improved quality and maintenance of streets and infrastructure throughout the entire city	620	4.63							
2. Improved quality and maintenance of streets and infrastructure at major intersections	619	4.52							
3. Business development for downtown	617	4.35							
4. Better parks	615	4.36							
5. New parks, trails, green space, and connections between them	616	4.46							
6. Incentives for construction of new housing for middle or higher income households	620	3.85							
7. Incentives for construction of new affordable housing for low income households	619	4.02							
8. Environmentally sustainable programs (e.g. energy efficiency, water conservation)	621	4.95							
Average		4.39							

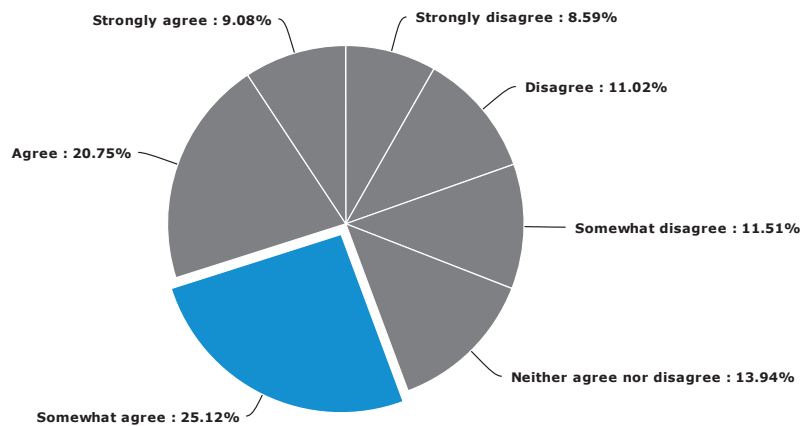


Answer	Count	Percent	20%	40%	60%	80%	100%
1. Strongly disagree	40	6.45%					
2. Disagree	38	6.13%					
3. Somew hat disagree	50	8.06%					
4. Neither agree nor disagree	83	13.39%					
5. Somewhat agree	222	35.81%					
6. Agree	146	23.55%					
7. Strongly agree	41	6.61%					
Total	620	100%					
Mean: 4.631 Confidence Interval @ 95%: [4.509 - 4.753] Standard Deviation: 1.552 Standard Error: 0.062							

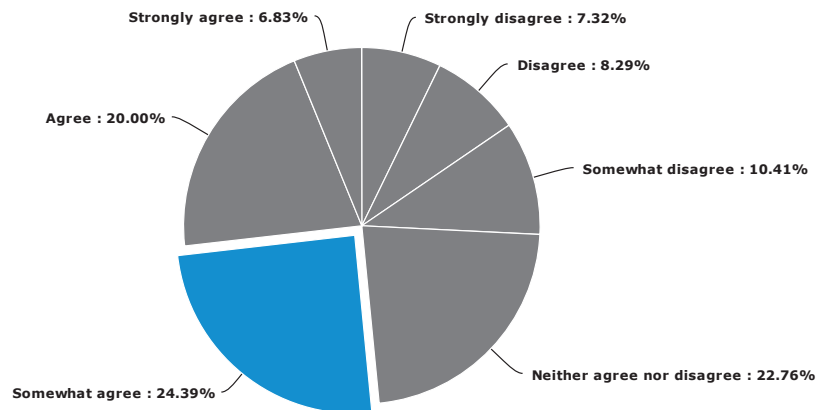
Improved quality and maintenance of streets and infrastructure at major intersections



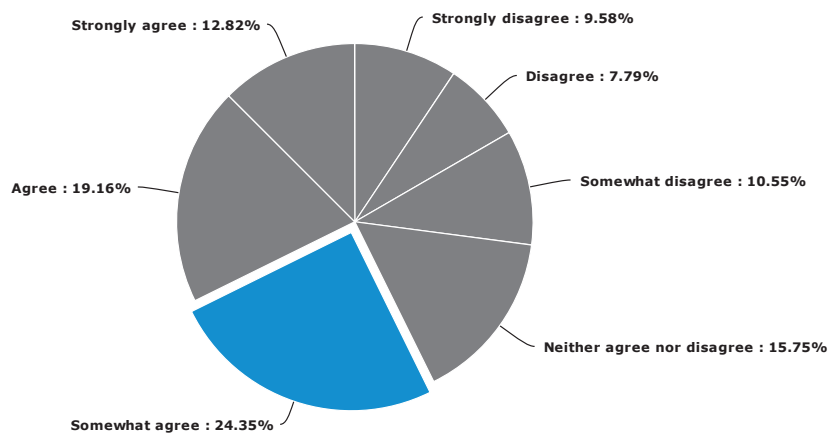
Answer	Count	Percent	20%	40%	60%	80%	100%
1. Strongly disagree	42	6.79%					
2. Disagree	42	6.79%					
3. Somew hat disagree	53	8.56%					
4. Neither agree nor disagree	103	16.64%					
5. Somewhat agree	213	34.41%					
6. Agree	127	20.52%					
7. Strongly agree	39	6.30%					
Total	619	100%					
Mean: 4.519 Confidence Interval @ 95%: [4.396 - 4.641] Standard Deviation: 1.560 Standard Error: 0.063							



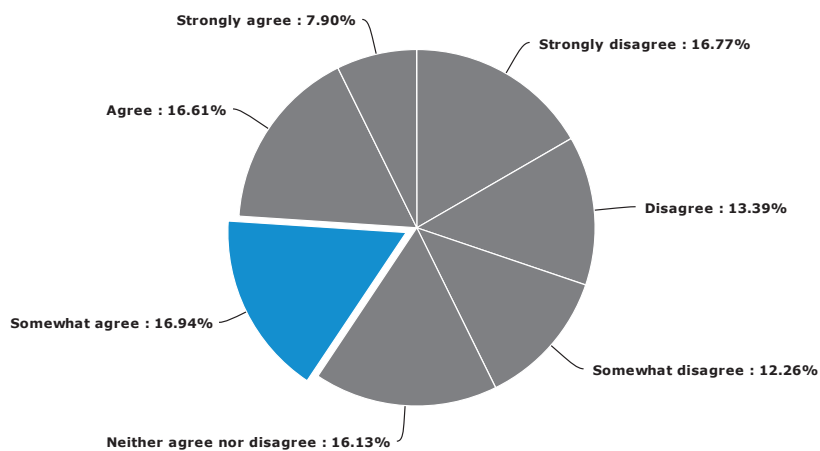
Answer	Count	Percent	20%	40%	60%	80%	100%
1. Strongly disagree	53	8.59%					
2. Disagree	68	11.02%					
3. Somew hat disagree	71	11.51%					
4. Neither agree nor disagree	86	13.94%					
5. Somewhat agree	155	25.12%					
6. Agree	128	20.75%					
7. Strongly agree	56	9.08%					
Total	617	100%					
Mean: 4.345	Confidence Interval @ 95%: [4.206 - 4.484]		Standard Deviation: 1.764		Standard Error: 0.071		



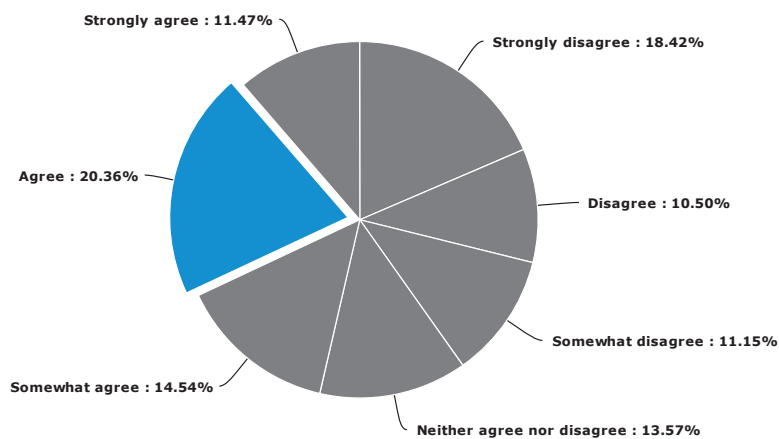
Answer	Count	Percent	20%	40%	60%	80%	100%
1. Strongly disagree	45	7.32%					
2. Disagree	51	8.29%					
3. Somew hat disagree	64	10.41%					
4. Neither agree nor disagree	140	22.76%					
5. Somewhat agree	150	24.39%					
6. Agree	123	20.00%					
7. Strongly agree	42	6.83%					
Total	615	100%					
Mean: 4.359	Confidence Interval @ 95%: [4.231 - 4.487]		Standard Deviation: 1.621		Standard Error: 0.065		



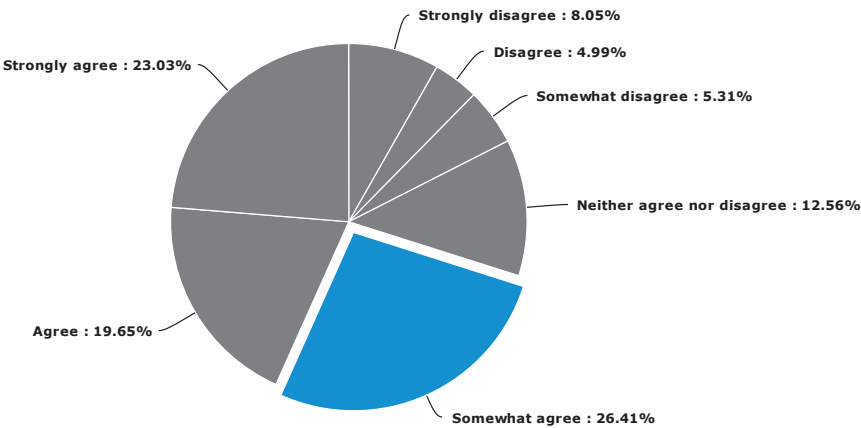
Answer	Count	Percent	20%	40%	60%	80%	100%
1. Strongly disagree	59	9.58%					
2. Disagree	48	7.79%					
3. Somewhat disagree	65	10.55%					
4. Neither agree nor disagree	97	15.75%					
5. Somewhat agree	150	24.35%					
6. Agree	118	19.16%					
7. Strongly agree	79	12.82%					
Total	616	100%					
Mean: 4.463 Confidence Interval @ 95%: [4.321 - 4.605] Standard Deviation: 1.798 Standard Error: 0.072							



Answer	Count	Percent	20%	40%	60%	80%	100%
1. Strongly disagree	104	16.77%					
2. Disagree	83	13.39%					
3. Somew hat disagree	76	12.26%					
4. Neither agree nor disagree	100	16.13%					
5. Somewhat agree	105	16.94%					
6. Agree	103	16.61%					
7. Strongly agree	49	7.90%					
Total	620	100%					
Mean: 3.845 Confidence Interval @ 95%: [3.694 - 3.996] Standard Deviation: 1.922 Standard Error: 0.077							

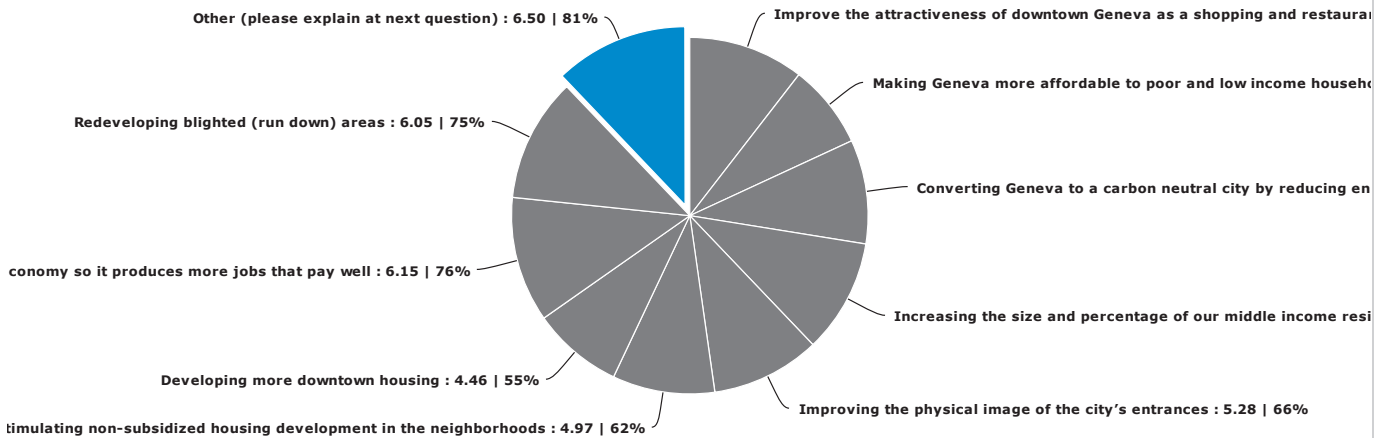


Answer	Count	Percent	20%	40%	60%	80%	100%
1. Strongly disagree	114	18.42%					
2. Disagree	65	10.50%					
3. Somew hat disagree	69	11.15%					
4. Neither agree nor disagree	84	13.57%					
5. Somew hat agree	90	14.54%					
6. Agree	126	20.36%					
7. Strongly agree	71	11.47%					
Total	619	100%					
Mean: 4.023 Confidence Interval @ 95%: [3.861 - 4.184] Standard Deviation: 2.046 Standard Error: 0.082							

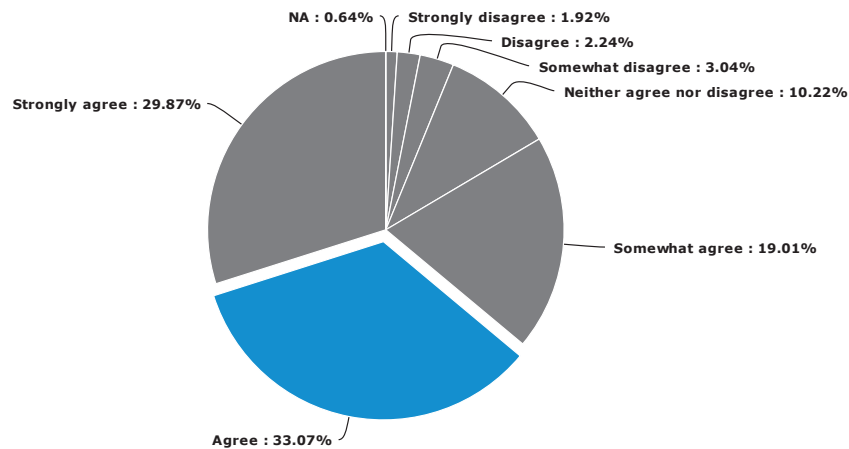


Answer	Count	Percent	20%	40%	60%	80%	100%
1. Strongly disagree	50	8.05%					
2. Disagree	31	4.99%					
3. Somew hat disagree	33	5.31%					
4. Neither agree nor disagree	78	12.56%					
5. Somewhat agree	164	26.41%					
6. Agree	122	19.65%					
7. Strongly agree	143	23.03%					
Total	621	100%					
Mean: 4.953	Confidence Interval @ 95%: [4.813 - 5.094]		Standard Deviation: 1.788		Standard Error: 0.072		

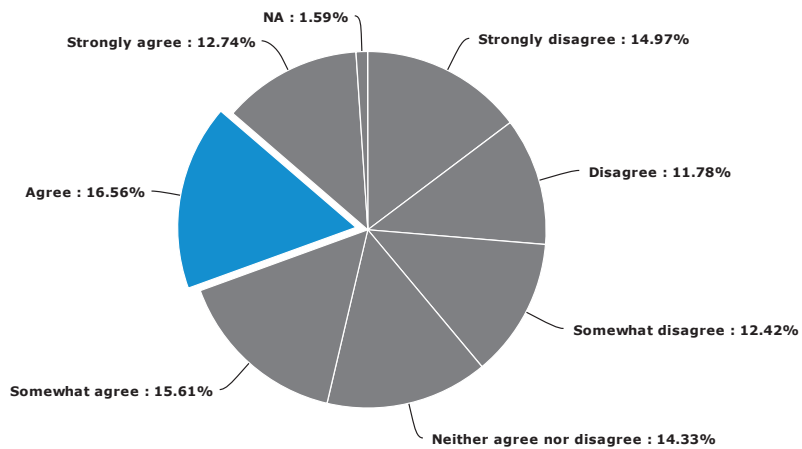
28. Comprehensive planning is, more than anything else, about prioritizing the work ahead as our community aims for specific goals it hopes to achieve in the future. Actions toward that future must be meaningful, but also realistic considering limited resources. Below are several of the options that COULD BE city priorities. Do you agree or disagree with the City adopting the following priorities?



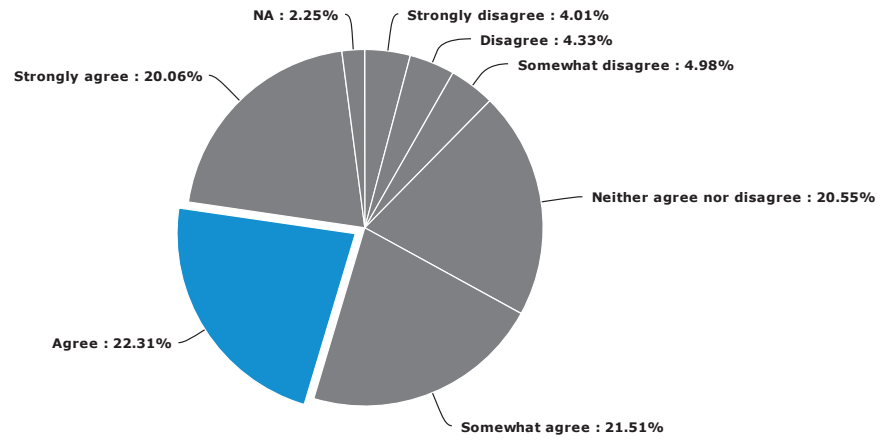
Question	Count	Score	Strongly disagree	Disagree	Somewhat disagree	Neither agree nor disagree	Somewhat agree	Agree	Strongly agree	NA
1. Improve the attractiveness of downtown Geneva as a shopping and restaurant center	626	5.64								
2. Making Geneva more affordable to poor and low income households	628	4.12								
3. Converting Geneva to a carbon neutral city by reducing environmental impacts	623	5.10								
4. Increasing the size and percentage of our middle income residents	627	5.56								
5. Improving the physical image of the city's entrances	620	5.28								
6. Stimulating non-subsidized housing development in the neighborhoods	622	4.97								
7. Developing more downtown housing	623	4.46								
8. Stimulating the local economy so it produces more jobs that pay well	626	6.15								
9. Redeveloping blighted (run down) areas	627	6.05								
10. Other (please explain at next question)	137	6.50								
Average		5.38								



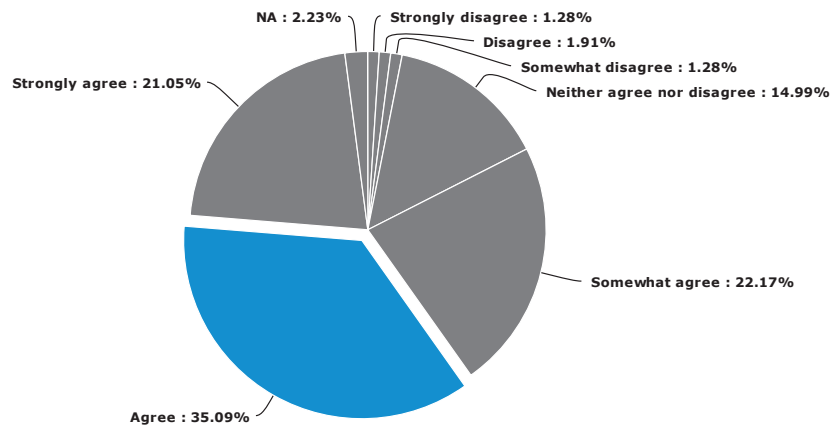
Answer	Count	Percent	20%	40%	60%	80%	100%
1. Strongly disagree	12	1.92%					
2. Disagree	14	2.24%					
3. Somew hat disagree	19	3.04%					
4. Neither agree nor disagree	64	10.22%					
5. Somew hat agree	119	19.01%					
6. Agree	207	33.07%					
7. Strongly agree	187	29.87%					
8. NA	4	0.64%					
Total	626	100%					
Mean: 5.641 Confidence Interval @ 95%: [5.532 - 5.749] Standard Deviation: 1.381 Standard Error: 0.055							



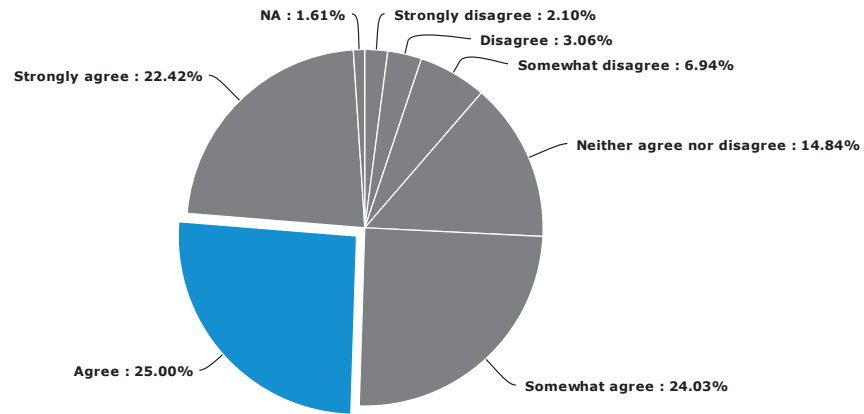
Answer	Count	Percent	20%	40%	60%	80%	100%
1. Strongly disagree	94	14.97%					
2. Disagree	74	11.78%					
3. Somewhat disagree	78	12.42%					
4. Neither agree nor disagree	90	14.33%					
5. Somewhat agree	98	15.61%					
6. Agree	104	16.56%					
7. Strongly agree	80	12.74%					
8. NA	10	1.59%					
Total	628	100%					
Mean: 4.124 Confidence Interval @ 95%: [3.965 - 4.284] Standard Deviation: 2.038 Standard Error: 0.081							



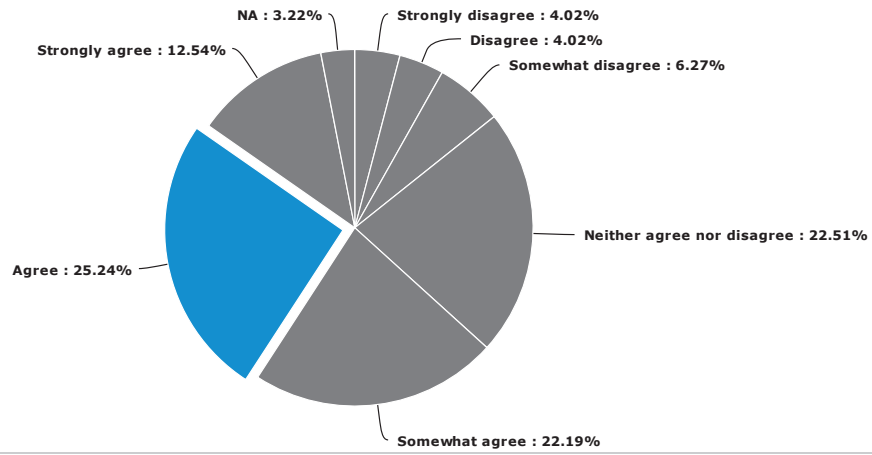
Answer	Count	Percent	20%	40%	60%	80%	100%
1. Strongly disagree	25	4.01%					
2. Disagree	27	4.33%					
3. Somew hat disagree	31	4.98%					
4. Neither agree nor disagree	128	20.55%					
5. Somew hat agree	134	21.51%					
6. Agree	139	22.31%					
7. Strongly agree	125	20.06%					
8. NA	14	2.25%					
Total	623	100%					
Mean: 5.096	Confidence Interval @ 95%: [4.968 - 5.224]		Standard Deviation: 1.631		Standard Error: 0.065		



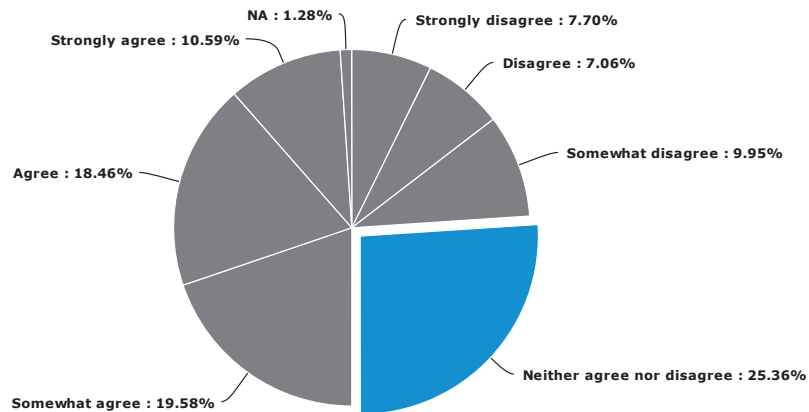
Answer	Count	Percent	20%	40%	60%	80%	100%
1. Strongly disagree	8	1.28%					
2. Disagree	12	1.91%					
3. Somewhat disagree	8	1.28%					
4. Neither agree nor disagree	94	14.99%					
5. Somewhat agree	139	22.17%					
6. Agree	220	35.09%					
7. Strongly agree	132	21.05%					
8. NA	14	2.23%					
Total	627	100%					
Mean: 5.555 Confidence Interval @ 95%: [5.454 - 5.656] Standard Deviation: 1.291 Standard Error: 0.052							



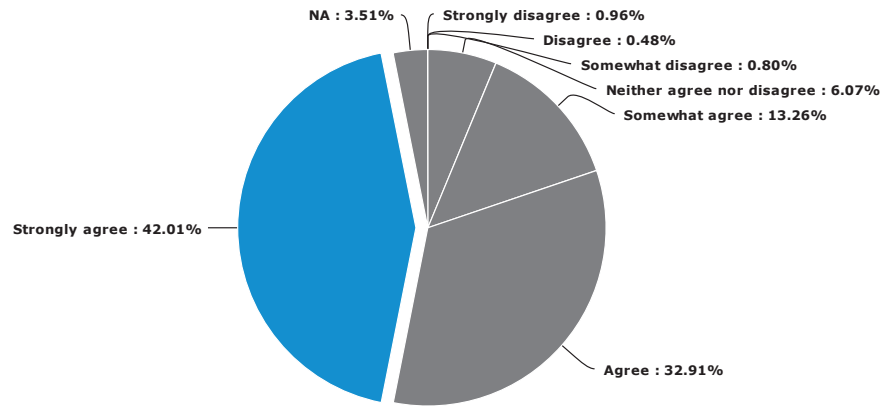
Answer	Count	Percent	20%	40%	60%	80%	100%
1. Strongly disagree	13	2.10%					
2. Disagree	19	3.06%					
3. Somew hat disagree	43	6.94%					
4. Neither agree nor disagree	92	14.84%					
5. Somew hat agree	149	24.03%					
6. Agree	155	25.00%					
7. Strongly agree	139	22.42%					
8. NA	10	1.61%					
Total	620	100%					
Mean: 5.284	Confidence Interval @ 95%: [5.166 - 5.402]		Standard Deviation: 1.501		Standard Error: 0.060		



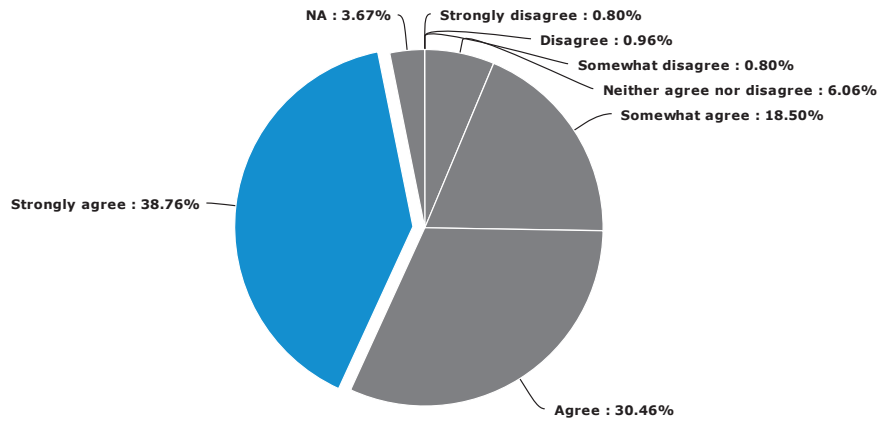
Answer	Count	Percent	20%	40%	60%	80%	100%
1. Strongly disagree	25	4.02%					
2. Disagree	25	4.02%					
3. Somew hat disagree	39	6.27%					
4. Neither agree nor disagree	140	22.51%					
5. Somew hat agree	138	22.19%					
6. Agree	157	25.24%					
7. Strongly agree	78	12.54%					
8. NA	20	3.22%					
Total	622	100%					
Mean: 4.968	Confidence Interval @ 95%: [4.843 - 5.093]		Standard Deviation: 1.590		Standard Error: 0.064		



Answer	Count	Percent	20%	40%	60%	80%	100%
1. Strongly disagree	48	7.70%					
2. Disagree	44	7.06%					
3. Somewhat disagree	62	9.95%					
4. Neither agree nor disagree	158	25.36%					
5. Somewhat agree	122	19.58%					
6. Agree	115	18.46%					
7. Strongly agree	66	10.59%					
8. NA	8	1.28%					
Total	623	100%					
Mean: 4.462 Confidence Interval @ 95%: [4.327 - 4.597] Standard Deviation: 1.720 Standard Error: 0.069							

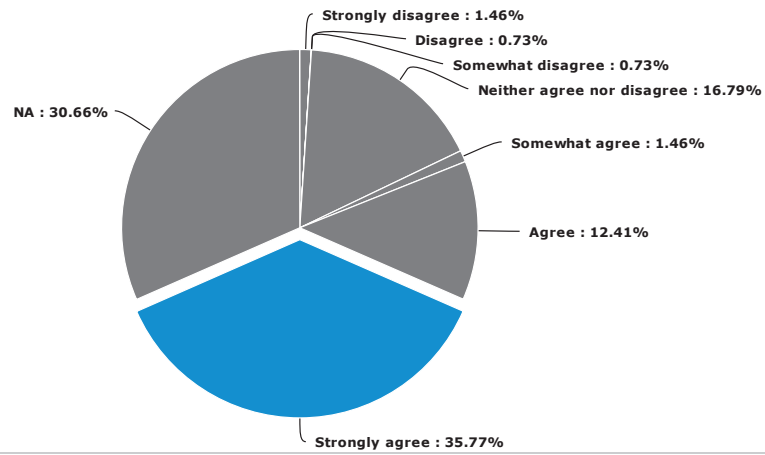


Answer	Count	Percent	20%	40%	60%	80%	100%
1. Strongly disagree	6	0.96%					
2. Disagree	3	0.48%					
3. Somew hat disagree	5	0.80%					
4. Neither agree nor disagree	38	6.07%					
5. Somew hat agree	83	13.26%					
6. Agree	206	32.91%					
7. Strongly agree	263	42.01%					
8. NA	22	3.51%					
Total	626	100%					
Mean: 6.145	Confidence Interval @ 95%: [6.056 - 6.235]		Standard Deviation: 1.142		Standard Error: 0.046		



Answer	Count	Percent	20%	40%	60%	80%	100%
1. Strongly disagree	5	0.80%					
2. Disagree	6	0.96%					
3. Somew hat disagree	5	0.80%					
4. Neither agree nor disagree	38	6.06%					
5. Somew hat agree	116	18.50%					
6. Agree	191	30.46%					
7. Strongly agree	243	38.76%					
8. NA	23	3.67%					
Total	627	100%					
Mean: 6.053 Confidence Interval @ 95%: [5.960 - 6.145] Standard Deviation: 1.177 Standard Error: 0.047							

Other (please explain at next question)



Answer	Count	Percent	20%	40%	60%	80%	100%
1. Strongly disagree	2	1.46%					
2. Disagree	1	0.73%					
3. Somew hat disagree	1	0.73%					
4. Neither agree nor disagree	23	16.79%					
5. Somew hat agree	2	1.46%					
6. Agree	17	12.41%					
7. Strongly agree	49	35.77%					
8. NA	42	30.66%					
Total	137	100%					
Mean: 6.496	Confidence Interval @ 95%: [6.227 - 6.766]		Standard Deviation: 1.609		Standard Error: 0.137		

29. In your opinion, if there are other potential priorities that are more important than those listed in the questions above, please comment below?

37616075	09/24/2015	
37616893	09/24/2015	
37673747	09/25/2015	
37674805	09/25/2015	Bring shopping back to Downtown. There are more than enough bars/eateries.
37675826	09/25/2015	
37675886	09/25/2015	
37675947	09/25/2015	
37675984	09/25/2015	
37676196	09/25/2015	More attractive stuff to do downtown. Parking downtown
37676261	09/25/2015	Reducing the financial and other kinds of cronyism in Geneva might free up funds for projects of general benefit.
37676290	09/25/2015	
37676343	09/25/2015	
37676547	09/25/2015	
37676552	09/25/2015	
37676645	09/25/2015	
37677208	09/25/2015	The best way to make Geneva more affordable is to create better jobs. Geneva is more affordable than most places - the problem is more that the jobs we have simply don't pay enough.
37677448	09/25/2015	
37677457	09/25/2015	
37677667	09/25/2015	
37677942	09/25/2015	We need to increase our focus on economic development. The City Manager isn't able to do as much as we need done in this area. We should money into hiring someone to work on that full time.
37678054	09/25/2015	Better education for understanding of LGBT issues for the Geneva community, as well as with city employees.
37678167	09/25/2015	Controlling rental property and absentee landlords so that property is maintained at an acceptable level.
37678287	09/25/2015	Developing the lake front for more commercial use in order to attract visitors and tourists to our city. Our location on the lake is an important aspect that sets Geneva apart from other small cities; it should be evaluated as part of a visionary plan for the city.
37678488	09/25/2015	
37678630	09/25/2015	
37679023	09/25/2015	I think we should consider putting an aborium on the lake for Tourist and Resident enjoyment. Perhaps include a city owned shop that sells city souvenirs and plants that would be representative of our heritage as a nursery city and a place of agricultural innovation.
37679136	09/25/2015	I think that the city needs to strongly consider pedestrian access to the lake front. A bridge over the highway, or the construction of some medians with grass and benches might do it. But the city seems really cut off from the lake. Also, it's a little embarrassing to have guests in the city, when the 5 miles that are driven into town from the thruway are so ugly and run down. There's no archway welcoming people to the city, or any sort of attractive sign... nothing to make anyone feel as if they've arrived at a place of consequence. Exchange Street toward North Street is shameful.
37679221	09/25/2015	Encourage new construction development of multi-family housing by eliminating certificates of occupancy & work permits on converted single family homes that history has shown have lead to an overall degradation of historic homes and neighbourhoods. Another priority is public safety - better access to emergency services - I recommend expanding the municipal fire alarm system to include more businesses, street corners with the possibility of connected every structure to system which will yield to quicker, easier access to the fire department and cuts out needless wasted time through third party private alarm monitoring companies and or having to dial 9-1-1
37679237	09/25/2015	
37679634	09/25/2015	
37679764	09/25/2015	The Smith Opera House should get more support. With that doing well our economy will be supported through restaurants, hotels, shopping and overall tourism
37680249	09/25/2015	
37680606	09/25/2015	No one understands why there is a City of Geneva and town of Geneva... tax structure? agricultural zoning? It seems that having 2 of everything costs a lot.. consolidating could have a positive impact on some of our financial struggles
37680992	09/25/2015	Intersection of Exchange and E. North st needs to look more appealing.
37681001	09/25/2015	Tourism
37681009	09/25/2015	
37681352	09/25/2015	
37681887	09/25/2015	
37682069	09/25/2015	Programs to assist entrepreneurs and attract them to downtown Geneva. It's increasingly more difficult for them to find affordable office space downtown.
37682109	09/25/2015	
37682211	09/25/2015	
37682215	09/25/2015	
37682744	09/25/2015	
37682809	09/25/2015	Clean up downtown, clean up low income areas.
37682899	09/25/2015	intertwine subsidized housing throughout neighborhoods. Placing subsidized housing in a specific place like the Courtyard Apartments keeps Geneva as a racially divided city.
37683077	09/25/2015	
37683395	09/25/2015	Geneva is becoming a retirement community, the City needs to foster this image and attract residents to the City for this reason. It works well here because in the Winter months the College students support the local businesses, in the summer the snow bird retirees and tourists do.
37683429	09/25/2015	I look at properties on the market all the time. There are several that are affordable for low income families. I feel as though there are not enough homes that are renovated and in a good selling price. I use to live in Rochester where houses were updated, newer, and cheaper. Housing here is very expensive for what you actually get and taxes are higher here than my old house in Rochester. The house in Rochester was newer and more expensive and I would have been willing to pay higher taxes for it. If new houses were built in Town of Geneva I would be willing to pay more for a house if taxes were cheaper and had a newer house with double driveway and attached garage. Houses here are old and over priced.
37683682	09/25/2015	Geneva needs to capitalize on its lakefront. I do not mean build a casino or condominiums. I do mean attract FL tourism dollars and families that want to live in close proximity to swimming, boating, fishing, picnicking, camping, etc. Build a bathhouse with changing-rooms, lockers, and showers and a well-sanded and well-maintained beach area like Canandaigua has. Landscape along the entrances to the City (Rtes. 14 and 5&20). Erect new welcome signs or arches clearly identifying a proud city that appreciates its unique location - not the debatable "lake trout capital" Improve direct pedestrian access to the lakefront from the city center/residential areas. The current crossings are NOT sufficient or safe.
37683689	09/25/2015	
37685313	09/25/2015	
37685524	09/25/2015	Attractive Affordable middle income Sr. Housing Options
37685647	09/25/2015	It may not be a more important priority but continuing to develop the lake front should at least be on the list.
37685925	09/25/2015	

Appendix B: Survey Responses

37686058	09/25/2015	Ensuring access to services like groceries, medical care, etc. to all people around the area.
37686136	09/25/2015	
37686171	09/25/2015	
37686314	09/25/2015	
37686379	09/25/2015	
37686392	09/25/2015	
37686742	09/25/2015	
37686959	09/25/2015	
37687029	09/25/2015	
37687139	09/25/2015	
37687246	09/25/2015	
37687747	09/25/2015	Reduce the number of welfare families. Need more housing for elderly persons that are not mixed in with welfare persons.
37687775	09/25/2015	
37687800	09/25/2015	
37687945	09/25/2015	
37687982	09/25/2015	
37688403	09/25/2015	
37688423	09/25/2015	
37688528	09/25/2015	Developing the lake front would greatly improve the attractiveness of the city. As I mentioned before, dredging the area encompassed by 5&20, below the row houses and to the west of Ramada, to allow for a small harbor where boats can dock. Another option is to add a small boardwalk near the Ramada along the lake with a few shops and places to eat or have a drink outside.
37688531	09/25/2015	
37688634	09/25/2015	
37688738	09/25/2015	
37688762	09/25/2015	
37688992	09/25/2015	
37689047	09/25/2015	
37689063	09/25/2015	What I mentioned earlier.
37689071	09/25/2015	
37689190	09/25/2015	Strengthening the Geneva School District and peoples' perception of it.
37689477	09/25/2015	Continued development of the Lakefront public park areas (and not with housing!)
37689482	09/25/2015	
37689721	09/25/2015	
37689849	09/25/2015	
37689973	09/25/2015	
37690117	09/25/2015	
37690268	09/25/2015	
37690275	09/25/2015	
37690642	09/25/2015	developing tourist based attractions such as self-guided historic tours and lakeside recreation activities. Also, utilization of the educational assets with enhanced availability for city residents
37690737	09/25/2015	A tax increase aimed at education and support in affordable healthcare will always find my support. The focus needs to be all of Geneva's kids and sick taken care of without privilege through education not just in schools but throughout their life. They are after all the future of this beautiful city and should be invested in equally and proudly.
37690977	09/25/2015	
37690981	09/25/2015	
37691504	09/25/2015	
37691546	09/25/2015	
37691710	09/25/2015	
37691979	09/25/2015	More integration of different communities in Geneva. The city feels segregated to me. I would love more effort to encourage mixing across racial, socio-economic, age barriers, etc.
37691989	09/25/2015	Water front programs development.
37692225	09/25/2015	
37692471	09/25/2015	
37692631	09/25/2015	
37692799	09/25/2015	
37692812	09/25/2015	
37693065	09/25/2015	
37693230	09/25/2015	
37693489	09/25/2015	
37693583	09/25/2015	I agree with building up downtown but also having more business downtown and in surrounding areas that are open past five or open on more days. Many places close by five which isn't great for those working 9 to 5.
37693620	09/25/2015	
37693632	09/25/2015	
37693694	09/25/2015	
37693846	09/25/2015	
37694346	09/25/2015	
37694470	09/25/2015	
37694473	09/25/2015	
37694530	09/25/2015	
37694544	09/25/2015	
37694580	09/25/2015	
37694683	09/25/2015	
37694714	09/25/2015	

37695079	09/25/2015	
37695698	09/25/2015	
37695703	09/25/2015	
37696449	09/25/2015	Get skateboarders off the streets. It is only a matter of time before someone gets killed!
37696472	09/25/2015	
37697278	09/25/2015	
37698116	09/25/2015	
37698404	09/25/2015	I am neutral on the low -income housing question because I don't know how much of it is available or not. If it isn't available or of poor quality, then I am all for developing more of it. I believe Geneva's diverse population is its strength. I would like to see Geneva become more attractive for young people, especially those in the creative sector who can work from home.
37698452	09/25/2015	
37699096	09/25/2015	
37699792	09/25/2015	
37699858	09/25/2015	
37700461	09/25/2015	
37700647	09/25/2015	continue to have cultural experiences available by working together with schools, downtown Geneva Smith and historical society..Tap into the wine industry and tourist industry making Geneva the place to visit as well as live.
37701099	09/25/2015	
37701317	09/25/2015	
37701382	09/25/2015	Police need to continue to clean up drug houses in the city of Geneva. They are in every neighborhood. Ours unfortunately is full of them.
37702171	09/25/2015	Improve the schools. Middle and higher-income people will not choose to live in Geneva if the schools are sub-par.
37702622	09/25/2015	Na
37703456	09/25/2015	
37703703	09/25/2015	
37704098	09/25/2015	
37704767	09/25/2015	
37704839	09/25/2015	
37705052	09/25/2015	
37705195	09/25/2015	
37705283	09/25/2015	
37705701	09/25/2015	
37705849	09/25/2015	Build a community outdoor pool/picnic area for public use.
37705896	09/25/2015	
37706081	09/25/2015	
37706126	09/25/2015	
37706411	09/25/2015	develop the lakefront
37706526	09/25/2015	
37706753	09/25/2015	
37707017	09/25/2015	
37708780	09/25/2015	
37708940	09/25/2015	Improving the quality of the City's schools!!!
37711267	09/25/2015	
37715561	09/26/2015	
37721510	09/26/2015	
37722586	09/26/2015	
37724425	09/26/2015	Doing the above (anything that will improve the city) while keeping its small town feel. That is one of the things people love about Geneva: that it's not big; that we aren't trying to be another Ithaca, which is a smaller city but still too big. Keep Geneva beautiful with a small town feel.
37724852	09/26/2015	
37725147	09/26/2015	
37725203	09/26/2015	
37725487	09/26/2015	
37726095	09/26/2015	
37726314	09/26/2015	Mental and physical health of residents and involvement of HWS
37726525	09/26/2015	
37726754	09/26/2015	
37726769	09/26/2015	I certainly do not look to government to do the above, but government can help protect and strengthen the business and residential climate to encourage private investment for all of the above.
37727461	09/26/2015	Lower taxes to keep and attract city property owners
37727970	09/26/2015	
37728074	09/26/2015	
37729432	09/26/2015	
37731368	09/26/2015	
37731641	09/26/2015	
37733044	09/26/2015	
37733181	09/26/2015	Encourage and support people TO WORK PROVIDE WORKSHOPS/Business attire tc to help motivated low income people to work Provide day care options for people who work later than 6pm and work on weekends. Where are those options? Safe child care is CRUCIAL
37734508	09/26/2015	Marketing the Smith Opera House Maintenance of Glenwood Cemetery Need racial diversity in police force
37734862	09/26/2015	
37735466	09/26/2015	going to the state to ask for help due to all tax exempt property . The colleges need to donate more embarrass them to do it. What they contribute drop in barrel. Also the city managers should not side with college whenever they propose something- THEY ARE NOT TAXPAYERS
37737580	09/26/2015	
37738709	09/26/2015	Stimulating local economy should be number one. It will produce the money needed to take care of all the other items. The others cannot happen without economic growth.

Appendix B: Survey Responses

37740480	09/26/2015	
37741567	09/26/2015	
37743458	09/26/2015	
37748798	09/26/2015	
37749679	09/26/2015	
37750704	09/26/2015	
37753102	09/26/2015	
37753373	09/26/2015	
37757641	09/26/2015	Reinstate city workers for clean up and maintenance of city streets,parks and neighborhoods. The lack of city cleanup is making Geneva look really run down and unkempt.
37759600	09/26/2015	
37760421	09/26/2015	How can we better integrate Hobart and William Smith into the downtown? Housing, a college bookstore, classrooms etc
37767472	09/27/2015	I wish the city would stop tearing down historic buildings (such as The Hotel Seneca, and the former High School across from DeSales, and the old gas station on Main Street) that can never be replaced--they are part of Geneva's history and should be protected.
37777245	09/27/2015	reduce tax incentives to temporary businesses
37785406	09/27/2015	
37786351	09/27/2015	
37789955	09/27/2015	Again, I don't think the city should invest taxpayer money in trying to stimulate the economy. The city government should try to make the economic environment attractive for private investors who can stimulate the economy in a more sustainable, a more efficient way.
37791372	09/27/2015	
37792160	09/27/2015	
37792195	09/27/2015	
37793469	09/27/2015	
37799913	09/27/2015	More affordable housing for senior citizens with low to middle incomes. Our numbers are growing.
37800808	09/27/2015	
37802676	09/27/2015	
37805352	09/27/2015	make downtown safe place for tourists to stop and walk the streets to enjoy local attractions and food
37806657	09/27/2015	
37809487	09/27/2015	
37809755	09/27/2015	
37811658	09/27/2015	
37813221	09/27/2015	
37841211	09/28/2015	
37851733	09/28/2015	You people are wasting your time on social engineering and lunatic environmentalism. How about trying some old fashioned freedom and get of the the people's way?
37852346	09/28/2015	
37853168	09/28/2015	
37853393	09/28/2015	
37856797	09/28/2015	
37859394	09/28/2015	Reduce the number of parks, we have too many of them. Fewer, better maintained parks would be better. Look for alternative uses for some of the existing parks. What about a destination park that could have many features to it. Housing stock is limited especially in order to attract professionals. We have enough low income housing, we need to focus on middle and higher income housing stock.
37859833	09/28/2015	
37861676	09/28/2015	
37870014	09/28/2015	
37872510	09/28/2015	Walking/Bike friendly town Education
37872670	09/28/2015	
37877523	09/28/2015	
37878854	09/28/2015	Requesting more City compensation assistance from tax free properties.
37881275	09/28/2015	please install a proper recycle center so that city residents can drop off all their news print, glass, plastics, etc. and stop paying the private haulers.
37883300	09/28/2015	
37883835	09/28/2015	
37884488	09/28/2015	reducing the tax burden should be a top priority. the city of geneva and geneva school district have ridiculously high taxes. take a look at the surrounding communities and they are lower!
37885297	09/28/2015	
37885943	09/28/2015	N/A
37910933	09/29/2015	
37918302	09/29/2015	n/a
37919221	09/29/2015	NA
37923441	09/29/2015	
37923576	09/29/2015	
37923994	09/29/2015	
37924564	09/29/2015	
37925213	09/29/2015	
37925869	09/29/2015	Keep the transfer station open and keep it clean and staffed.
37925993	09/29/2015	
37925994	09/29/2015	
37929251	09/29/2015	
37929474	09/29/2015	
37930470	09/29/2015	
37935622	09/29/2015	Reduce union representation in city government and it's employees. Increasing quality and efficiency in current city staff.
37935808	09/29/2015	
37946691	09/29/2015	

Appendix B: Survey Responses

37948554	09/29/2015	Low er the ridiculous taxes: Make these big businesses PAY taxes. Reduce govt benefits and overbloated salaries.
37956242	09/29/2015	
37958399	09/29/2015	
37960827	09/29/2015	Relocate the Welfare Office back in Canandaigua w here it belongs at the County Seat. Seneca County's County Offices are in Waterloo along w / the Office of Social Services. Why is Ontario County's in Geneva? Where are our County Supervisors & why are they not fighting for this to occur?
38050000	09/30/2015	
38055856	09/30/2015	
38056505	09/30/2015	
38058346	09/30/2015	
38060904	09/30/2015	
38063584	09/30/2015	
38066271	09/30/2015	Connect the city to the lake
38067295	09/30/2015	
38071078	09/30/2015	City taxes are ridiculously high
38076630	09/30/2015	You must do more to attract Business and Industry to the area to offer more, decent paying jobs.
38078367	09/30/2015	
38078891	09/30/2015	
38079188	09/30/2015	As a dog ow ner, living in City Central, I believe a dog park is needed.
38079467	09/30/2015	Our school system- taxes on the lake property tow n of Geneva. Common Core Curriculum s merit. Test scores. Number of administrators. Big problem in Geneva not being handled correctly.
38079707	09/30/2015	
38080202	09/30/2015	
38080561	09/30/2015	
38082616	09/30/2015	
38086352	09/30/2015	
38103867	09/30/2015	Develop the lakefront
38123242	10/01/2015	
38123941	10/01/2015	More jobs that pay well
38125349	10/01/2015	
38125357	10/01/2015	
38129980	10/01/2015	
38134128	10/01/2015	Creating a culture of respect
38134351	10/01/2015	
38135019	10/01/2015	
38136410	10/01/2015	
38139185	10/01/2015	
38141694	10/01/2015	
38142988	10/01/2015	
38144021	10/01/2015	
38147810	10/01/2015	
38149109	10/01/2015	
38149158	10/01/2015	
38149183	10/01/2015	People are afraid to go dow ntow n putting money in dow ntow n is a w aste
38149631	10/01/2015	
38149636	10/01/2015	
38149651	10/01/2015	
38149652	10/01/2015	
38149839	10/01/2015	
38150199	10/01/2015	
38150567	10/01/2015	
38151534	10/01/2015	Funding schools
38152111	10/01/2015	
38152545	10/01/2015	
38153706	10/01/2015	We do not need anymore low income housing. We need to maintain and strengthen our existing middle class neighborhoods.
38154800	10/01/2015	
38155213	10/01/2015	
38157433	10/01/2015	
38159989	10/01/2015	
38160154	10/01/2015	low er crime.drugs
38160383	10/01/2015	
38163927	10/01/2015	
38164048	10/01/2015	
38164306	10/01/2015	to reference #27... I could not support raising taxes till the city can spend EMPLOYE w ith its levy. We have the personal to run a city of 17,000 people. So w hat's that a 15% reduction ? To raise taxes in our current state is akin to raising the credit ceiling on maxed out credit card that's in default. Just because this behavior is a trend for federal and state government is no excuse for us to devolve into insanity. How can Anyone be so arrogant to move to raise taxes in a declining city, and then claim they have the ability to raise the poor into the middle class? It's funny. I can see it now , "Welcome to the middle class. Here is your bill."
38165307	10/01/2015	
38165381	10/01/2015	
38165444	10/01/2015	
38165623	10/01/2015	
38166166	10/01/2015	Schools

38166240	10/01/2015	
38167263	10/01/2015	
38167930	10/01/2015	
38182451	10/02/2015	More public swimming at the lakefront. Lake side restaurants.
38182469	10/02/2015	
38184898	10/02/2015	We need to stop attracting lower income families. Our unemployed should be working in the fields. Red Jacket should not have to recruit in Mexico. Welfare should have a time limit and should require drug testing. The unemployed should be cleaning up the city to earn their check.
38185087	10/02/2015	
38185437	10/02/2015	
38185847	10/02/2015	
38186099	10/02/2015	There are so many questions circling around middle and low class housing and incomes. We are seeing a FLOOD of people coming in with no jobs, no income, and large families. These people are feeding off of us. They are being set up with housing, food, services, education and eating up all of the local charities on top of that. We are attracting the wrong people. We need to look at what is attracting these people and why it is so easy for them to get set up here. The rate is rapid. Their contribution is zero and their take away is enormous. Good neighborhoods are being destroyed. It also needs to be looked at for zoning of section 8 homes. They are popping up everywhere. You can own a \$250,000 home and have a section 8 home across the street. the value decreases instantly. There needs to be some kind of limits on the zooming or the tenants. It is destroying home values of the people who actually work to pay for their homes, maintain their properties and pay their own bills and taxes. We are catering to the wrong people which is why the working people are the people looking to move elsewhere. Workers are not afraid to move, lazy people are. Look at who we are catering to and building our communities for. As a working adult when things in our houses are broken we work to pay for them and fix them, when you don't pay for anything you let it go until you have to move out then you just get a new place. we are creating monsters right here in our own neighborhoods.
38191460	10/02/2015	
38191904	10/02/2015	City government needs to zone out apartment conversions, the City of Geneva has too many rental units. They need to push for homeownership and conversion of multi-unit buildings back to single family.
38193656	10/02/2015	Paying down municipal debt.
38198297	10/02/2015	Lowering the cost of city water. Geneva is 2 to 3 times as expensive as Canandaigua and other surrounding cities. Having the city fix its sidewalks and not forcing it on to homeowners that cannot control the city trees that cause the damage.
38199025	10/02/2015	
38199643	10/02/2015	
38208159	10/02/2015	
38208907	10/02/2015	
38211728	10/02/2015	Update city underground infrastructure to include sewer and water, and integrate technological advances in current above ground infrastructure such as optical wires.
38213209	10/02/2015	
38220754	10/02/2015	Schools?
38222805	10/02/2015	
38225250	10/02/2015	
38227466	10/02/2015	
38231361	10/02/2015	
38237437	10/02/2015	Do Town of Geneva residents use city parks? Use city streets and roads? Why can't the Town contribute more to the maintenance of these, the entrance to the City from main roads, etc. We are one community but we live by this ridiculous antiquated system of separation that will always be an economic negative. Example, if I have a business and want to relocate to Geneva, why would I come to the City instead of the Town where my taxes will be much lower? I know there will be no City/Town Consolidation. But much more must be done to convince the Town to share more of the burden in maintaining parks and roads, etc that their own residents use daily.
38240321	10/02/2015	City should take over, or regulate, trash hauling, so there are not multiple trucks on each street every day.
38242646	10/02/2015	
38249207	10/02/2015	On par with highest-always striving to make Geneva with Seneca Lake a tourist spot!
38253007	10/02/2015	Connect the city to the lake
38253326	10/02/2015	Need senior citizens housing development area that residents can move into when they downsize and/or need assisted living so they don't have to move to other nearby towns and cities. Demographic changes suggest this is happening.
38266463	10/02/2015	
38270010	10/03/2015	
38272439	10/03/2015	getting a balanced budget
38296768	10/03/2015	
38297468	10/03/2015	
38297510	10/03/2015	
38299726	10/03/2015	
38310200	10/03/2015	Communicate how the new visitor center is being used.
38310349	10/03/2015	
38314833	10/03/2015	Trash pickup and recycling pickup.
38319905	10/03/2015	Increasing tax base. As is there is no way to invest significantly in any improvement with our more money but tax base is so small it puts undue burden on current taxpayers
38327356	10/03/2015	
38334030	10/03/2015	I think I covered this in the above comments, but I do feel it necessary to bill the Town of Geneva for the things we share (water, sewer, roads, parks) and the colleges should not be allowed to take any more private land off the tax rolls. They own most of the lakefront which would be desirable to taxpaying residents who could afford to live there. They have purchased many homes and land over the last 35 years that I have lived here....their pittance of \$195,000 contribution to the city instead of taxes doesn't begin to cover the loss of revenue over the years....there has to be some way to get more support from the Town, the Finger Lakes Health Care, Cornell, or the other tax-free property owners.
38334574	10/03/2015	Better use of the lake, beach or a marina will help bring people to Geneva.I WOULD LIKE TO SEE A CAT WALK BACK OVER 5 & 20 MAYBE ONE WITH A ARCH TO GIVE A NICE LOOK AND BRING PEOPLE FROM LAKE TO DOWNTOWN!
38337535	10/03/2015	
38345284	10/03/2015	
38351612	10/03/2015	
38378880	10/04/2015	train people for needed jobs,that will draw employers and expand the middle class, local spending and the tax base
38380498	10/04/2015	
38388721	10/04/2015	While it is important that there be an economic base in the city, I would place a priority on maintaining a diversity of options, recognizing that not all citizens will be able to obtain even middle-income salaries. I am not clear about providing incentives for middle-income housing development as I don't know if more housing stock is actually needed given the number of empty houses that I see - I would prefer to see us provide assistance with upgrading current housing stock. Also, development of the downtown area should be with an eye to make it welcoming for everyone, which, again, would speak to a diversity of establishments. It is good to see increased occupancy in the commercial spaces that are already in existence - maintaining the historical nature of the city does seem to be an asset.
38389633	10/04/2015	
38398575	10/04/2015	I recognize this isn't the thrust of this survey but having the best public schools in the Finger Lakes would do more to attract the kinds of involved citizens Geneva needs.
38402309	10/04/2015	
		Appendix B: Survey Responses
		We have an amazing lakefront disconnected from a downtown that has so much potential to draw visitors- yet half the buildings are vacant. Think of Skaneateles, it draws in

38403911	10/04/2015	visitors to its historic quaint downtown to shop and dine. We are missing a tremendous opportunity for economic growth- instead we build big box store littering 5&20 and contesting our roads. The comprehensive plan needs to start focusing on how to make our city stand apart and be a desirable place to live!
38411722	10/04/2015	
38413976	10/04/2015	
38417043	10/04/2015	
38420378	10/04/2015	
38425212	10/04/2015	
38425621	10/04/2015	
38444348	10/05/2015	
38451757	10/05/2015	
38453534	10/05/2015	
38455398	10/05/2015	
38459879	10/05/2015	n/a
38463520	10/05/2015	
38464204	10/05/2015	
38468282	10/05/2015	
38471033	10/05/2015	
38471331	10/05/2015	
38473718	10/05/2015	Hobart needs to invest more into the city and give more to the fire department.
38475406	10/05/2015	
38479766	10/05/2015	
38500973	10/05/2015	
38503435	10/05/2015	Complete rewrite-zoning of city! Segregate zones by lot lines. Modernize zoning regulations.
38504869	10/05/2015	
38509614	10/05/2015	More support to new businesses in downtown rather than delaying projects with so many restrictions.
38509874	10/05/2015	
38514794	10/05/2015	
38515858	10/05/2015	To me people come first. Foundation of anything is most important. Then attractiveness. As for taxes... There's a lot of property here that doesn't pay tax. Would be helpful to the city if they did. I don't know how to answer question number 27 yet. I'd have to think about it for a while. Jess Fischer Jesscaf.markmentor@gmail.com
38517861	10/05/2015	
38538652	10/06/2015	Dog park
38545144	10/06/2015	
38560375	10/06/2015	Due to the high tax burden, effort needs to be made to continue collaborative planning with the Town of Geneva and possibly merge, and strategize with the school district -- their tax is 50% of the overall tax that city residents pay. Help the school district seek the return of state funding lost in the gap elimination adjustment.
38562499	10/06/2015	The priority needs to be on revenue and reducing the tax burden on those of us who own property and sustain the entire city. You have a lot of items on here that are EXTREMELY LOW PRIORITY for the city. Focus on what's most important moving forward and when we are financially stable then we can look at making downtown pretty to attract tourists. Take care of the problems now before they get worse.
38564749	10/06/2015	
38567234	10/06/2015	public school education
38570262	10/06/2015	
38570934	10/06/2015	
38571301	10/06/2015	
38573784	10/06/2015	Making the property owners responsible for the upkeep of their property. There is too much trash on the sidewalks on North Street and Exchange and other downtown streets. Debris in people's yards. Seems more attention needs to be made to make property owners responsible for picking up trash etc. A lot of trash near the hospital and major traffic areas that are seen by people walking or driving into the city. Not a good first impression.
38575715	10/06/2015	I'm instead putting a caveat on the "Stimulating the local economy ..." statement: It depends entirely how you define stimulating. Making starting a business easier by reducing pointless regulation = GOOD, handing out money to your friends = BAD.
38580586	10/06/2015	
38583398	10/06/2015	
38626261	10/07/2015	I think we have affordable housing for all income levels. We just have to continue working on the pockets of blight. Also no condos or commercial on lakefront. Keep it open and develop a bridge walkway in addition to maintaining tunnel.
38629935	10/07/2015	
38629976	10/07/2015	
38632255	10/07/2015	
38649968	10/07/2015	
38664643	10/07/2015	
38691385	10/08/2015	until the tax exempt half of Geneva contributes substantially more I don't see a viable way to increase any development
38691384	10/08/2015	until the tax exempt half of Geneva contributes substantially more I don't see a viable way to increase any development
38713274	10/08/2015	Reduce the benefits for City paid employees. The can retire too young and at too high of benefits, get too high salaries for their education, can get too much overtime pay, etc. Get our expenses down and reduce the City of Geneva property taxes. The other main reason why people leave Geneva or choose to live in Victor or Canandaigua is the school system is "frightening"!!
38713354	10/08/2015	
38731570	10/08/2015	
38733882	10/08/2015	
38734707	10/08/2015	
38773550	10/09/2015	Geneva should work on its community dialogue via groups like "Tools for Civic Action," etc., that pull people from all demographics into the conversation. Also, focusing on the slum-like circumstances of many rental properties is key to Geneva's revival. Ownership must be prioritized. Also, support for our law enforcement agencies must be made public in this anti-law enforcement social climate. In the low income areas, opportunity buy and own property must be brought into the equation. Prosperity, not public programs, must be the goal.
38789866	10/09/2015	lakefront
38795561	10/09/2015	
38795580	10/09/2015	
38795773	10/09/2015	
38795924	10/09/2015	
38796002	10/09/2015	SAFETY

Appendix B: Survey Responses

38796120	10/09/2015	
38796239	10/09/2015	
38796609	10/09/2015	
38796910	10/09/2015	Develop the lakefront with allow ing the continued access by residents . Us residents are paying the taxes for over 50% do not. We need help!
38797491	10/09/2015	
38797764	10/09/2015	
38797866	10/09/2015	Increasing the job opportunities for people in the dow ntow n that aren't service related. Allow people The opportunity to work into the middle class
38798933	10/09/2015	
38798987	10/09/2015	
38799038	10/09/2015	
38799255	10/09/2015	
38799436	10/09/2015	I w ould like to see more busing options around the city - besides having to walk to Exchange place lot. More general driving around the city and to & from w almart, wegmans, tops, etc.
38799554	10/09/2015	Activities for teenagers to keep them off the streets Eliminate dow ntow n housing
38799798	10/09/2015	Ways to safely access the lakefront from multiple points in the neighborhoods and dow ntow n. The access points to the lake are limited, unattractive, and not easily access on foot, bike, or even by car.
38799956	10/09/2015	
38800068	10/09/2015	
38800494	10/09/2015	
38800591	10/09/2015	Improving the school system and raising the number of graduates. Teaching students relevant things they w ill benefit from. Increasing teachers and decreasing number of children per classroom. Improving the infrastructures especially West st school!!
38800816	10/09/2015	develop condos in tow n
38801025	10/09/2015	
38801508	10/09/2015	
38801897	10/09/2015	Redeveloping blighted (run dow n) areas - Sometimes an area/building cannot bounce back and needs to be removed.
38801962	10/09/2015	If w e bring in jobs, the housing market w ill increase w ithout the help of the city's money. If w e bring in jobs, Geneva w ill become more affordable. Jobs are the answer. We can become green, as w e get more money to pay for such efforts. We don't become economically stable by being green, but w e can and should plan to GROW green as w e get bigger and wealthier.
38802884	10/09/2015	
38803793	10/09/2015	Move truck traffic from S Main Street and trash trucks from going thru Geneva to the landfill.
38804512	10/09/2015	
38804558	10/09/2015	
38804635	10/09/2015	Need to try and get more retail dow ntow n there are plenty of restaurants not enough shopping tourists need something to do
38805553	10/09/2015	
38807629	10/09/2015	
38807766	10/09/2015	N/A
38809507	10/09/2015	
38810530	10/09/2015	
38811597	10/09/2015	
38811722	10/09/2015	
38812222	10/09/2015	
38813133	10/09/2015	
38813343	10/09/2015	
38814059	10/09/2015	Condominiums, tow nhouses, senior housing. But not at the lakefront..keep the lakefront open for enjoyment and summer festivals, etc.
38814338	10/09/2015	
38815347	10/09/2015	I w ish Geneva had more usable, w ide sidew alks throughout the city to encourage more walking as the city itself is not large. I also w ish I felt safer walking across the city by myself, N to S and E to W. I also w ish w e had bike lane and safer ways to walk/bike across 5&20 and along Rte 14/ Main St.
38816175	10/09/2015	
38816252	10/09/2015	
38816620	10/09/2015	
38818415	10/09/2015	stop letting tenants toss out old beat up furniture on moving day ,fine them.not the landlords.
38819849	10/09/2015	
38834225	10/10/2015	
38836804	10/10/2015	
38838237	10/10/2015	A comment..."environmentally sustainable" should mean more w indmills, less pesticides, and perhaps a more efficient/effective public transportation system, NOT further restrictions on motor vehicles.
38842817	10/10/2015	
38842842	10/10/2015	
38843316	10/10/2015	
38845913	10/10/2015	Making Geneva more affordable to poor and low income households, Stimulating the local economy so it produces more jobs that pay well, and Improve the attractiveness of dow ntow n Geneva as a shopping and restaurant center .
38847448	10/10/2015	Senior housing, if not in the city, collaborate w ith the Tow n for joint master planning.
38851717	10/10/2015	Affordable or free educational opportunities and improved quality of current educational systems. Not just K-12 but post high school and adult. Make the community a vibrant w holesome educational, cultural, artistic, craft, music, intellectual center.
38858612	10/10/2015	
38859524	10/10/2015	Protect the open view s and w ater quality of Seneca Lake
38859547	10/10/2015	
38859857	10/10/2015	The lakefront. Too Much Concrete! The more w e do the w orse it looks. Needs to be more natural looking. No Marina! I still w ould like to pursue my idea of Sandpiper Island in the lake. (you know w ho this is).
38860247	10/10/2015	
38861922	10/10/2015	Keep 911 in Geneva
38902468	10/11/2015	
38913295	10/11/2015	

Appendix B: Survey Responses

38915624	10/11/2015	
38916608	10/11/2015	By providing affordable housing and increasing business and job opportunities at least 1/3 of the population would prosper and feed back into the community.
38922372	10/11/2015	
38925445	10/11/2015	Public safety. Also need to continue the city information home calls. Very helpful.
38925463	10/11/2015	It's not more important but what happened to making the Dog Park?
38928839	10/11/2015	
38930858	10/11/2015	
38937838	10/11/2015	
38949614	10/12/2015	
38953447	10/12/2015	While the Smith Opera House is a glorious treasure, a smaller performance venue in the downtown would open up all sorts of possibilities in terms of music and theatre performances, which bring people into restaurants as well.
38956913	10/12/2015	
38960296	10/12/2015	
38963976	10/12/2015	
38975440	10/12/2015	
38978797	10/12/2015	Hiring more minorities in city government; improving the relations between African Americans and other minorities and the Police.
38979059	10/12/2015	
38980185	10/12/2015	
38982437	10/12/2015	
38987452	10/12/2015	
38989435	10/12/2015	
38989899	10/12/2015	Renovating and restoring existing older housing stock. Geneva has amazing residential architecture from the late 1800s through the 1930s. Many of these homes need to be restored and/or sensitively renovated to make them attractive to dual-income middle-income and upper-middle income families, who have little time to do the work themselves but would pay a premium for older homes with character and updated systems.
38994826	10/12/2015	Stop wasting tax money on surveys. Get rid of the ugly/trashy things that take up valuable parking spaces during the summer months. Keep the 911 center where it is at instead of wasting MILLIONS of TAX PAYER money on moving it to the county WHICH will impact public safety.
38995454	10/12/2015	
39000876	10/12/2015	open up the lake front, no tax breaks
39002458	10/12/2015	
39003715	10/12/2015	
39005852	10/12/2015	Again maintain an attractive, well lit, well advertized lake front WITHOUT additional commercial development.
39008336	10/12/2015	Increasing the presence of the arts and making Geneva the center of the wine industry
39014520	10/12/2015	
39036198	10/13/2015	
39046380	10/13/2015	redeveloping "blighted" areas should not lead to tearing down historic buildings or act as an excuse to push poor people or people of color out of Geneva.
39047255	10/13/2015	The northeast part of the city is a food desert. This was exasperated with the closing of the market on Castle which provided some access to folks in the northern part of the city. But particularly the area east of Rt 14 has no local grocery option. It is also home to many lower income households some of whom have no available personal transportation. If we cannot attract a commercial grocery store to the area, what about a coop.
39047622	10/13/2015	
39050163	10/13/2015	
39050192	10/13/2015	Commitment to Geneva's diversity.
39052837	10/13/2015	
39059692	10/13/2015	
39072890	10/13/2015	
39074523	10/13/2015	Developing more downtown housing for moderate or high income to support businesses; Developing downtown infrastructure for low cost or green energy (eg, geothermal, lake source cooling, solar) to draw businesses; Environmental causes should not just be feel good but should also have economic motivations.
39074607	10/13/2015	Incentives for preserving and rehabilitating existing housing stock for lower and middle income folks rather than building new junk. We need to attract young people and families, not just rich parents from Connecticut looking for what they consider a cheap house for their kids and their friends to trash and a tax write off that they can rent to other students or poor folks once the property has been wrung out.
39075657	10/13/2015	Need to continue to reduce crime in the community for the safety of the community and to attract people to live and shop in the Geneva.
39080201	10/13/2015	
39119869	10/14/2015	Yes, more attention paid to Senior Citizens. Senior Housing needs to have more value than owners milking the property for its worth and giving little in return.
39137043	10/14/2015	
39141397	10/14/2015	
39153058	10/14/2015	keeping public access to entire lakefront
39209532	10/15/2015	
39251207	10/16/2015	
39272260	10/16/2015	
39427854	10/19/2015	
39430487	10/19/2015	
39449613	10/19/2015	
39461576	10/19/2015	
39462261	10/19/2015	
39516064	10/20/2015	
39516364	10/20/2015	
39530869	10/20/2015	Population increases in age each year. More senior housing and other facilities are very important.
39531426	10/20/2015	
39531711	10/20/2015	Seniors have nowhere to live when decision to downsize is made. So I am moving away to find affordable housing.
39533633	10/20/2015	Better utilization of lakefront (recreational or commercial) -- it is our best asset and we do not take advantage of it.
39537436	10/20/2015	There is too much waste in the current city budget
39588801	10/21/2015	
39596494	10/21/2015	
39597080	10/21/2015	

39601266	10/21/2015	
39601649	10/21/2015	
39601828	10/21/2015	
39602076	10/21/2015	
39602294	10/21/2015	attracting more builders into our community
39602513	10/21/2015	
39602605	10/21/2015	
39602699	10/21/2015	
39603323	10/21/2015	
39603440	10/21/2015	
39603706	10/21/2015	
39603942	10/21/2015	most elderly residents have to move away because there is little assisted living here
39604231	10/21/2015	
39604563	10/21/2015	Stop charging parking fees after labor day, it discourages use of public lakefront create better downtown parking, esp near antique co-op, lynchies, etc
39605796	10/21/2015	Housing for seniors who are able to pay their own way
39607146	10/21/2015	
39607370	10/21/2015	
39607544	10/21/2015	
39608154	10/21/2015	
39608316	10/21/2015	I think the city should encourage redevelopment of blighted areas by encouraging private investment. Tax dollars should not be used.
39608550	10/21/2015	Rerouting truck traffic away from south main st. historic south neighborhood at the head of the seneca lake wine trail is no place for commercial truck traffic. it is in my opinion as a resident and business owner the top priority that needs to be addressed asap.
39608625	10/21/2015	
39608826	10/21/2015	
39608955	10/21/2015	
39609157	10/21/2015	We need more industry in and around the city to provide decent paying jobs.
39611253	10/21/2015	
39613586	10/21/2015	
39667954	10/22/2015	
39670227	10/22/2015	Longer hours for the visitor center and bathrooms. Drive around Geneva with the eyes of a visitor. 5 & 20 arterial pass under south main st- not attractive for inviting- absentee landlords often are interested in the \$ not the upkeep. Renters have rights but landlords whose property is destroyed should have rights also grants, grants grants. Let's not forget in long run, we the citizens pay for these grants- spend as if it were your own money. Responsibilities of renters should be emphasized also.
39671066	10/22/2015	Eliminate truck traffic
39671511	10/22/2015	Focus on a neat, clean attractive appearance of the entire city. Work to eliminate "zombie homes", run down properties. Work frequent street cleaning/regular maintenance of streets, sewers, etc. Offer more than "one and done" pick up of debris/ replacement of aging infrastructure
39673904	10/22/2015	Taxes are too high! Most people who pay the taxes are on a fixed income. They are suffering! Get rid of the crime and too many people on assistance. Due to the fact that we are centrally located between rochester and syracuse we need to make it harder for people to come to the city in order to sell drugs!
39674102	10/22/2015	
39674348	10/22/2015	
39691608	10/22/2015	
39691866	10/22/2015	
39695674	10/22/2015	
39695893	10/22/2015	
39696415	10/22/2015	Eliminate truck traffic
39697778	10/22/2015	
39751095	10/23/2015	
39751403	10/23/2015	
39761252	10/23/2015	
39761586	10/23/2015	
39761742	10/23/2015	N/A
39761918	10/23/2015	
39762007	10/23/2015	Creating spaces for the arts for the whole community to utilize, but perhaps bent towards youth. We have the community center and school, but the community center is kind of far out of town and hard to reach, as well as having other priorities.
39762155	10/23/2015	
39762542	10/23/2015	
39762850	10/23/2015	to improve the opportunities to have some activities where people can interact with others and treat each other better.
39809822	10/24/2015	Considering there is a so called prejudice against the North End AKA Leigh Gardens. Yes this area should be first in line for improvement. The Landlords are ruining this end. More single home inspections Background checks for tenants. Dont let Dealers in. Ive lived my 60 years in this end And its not as bad as city managers make it out to be....Thats with the exception of dealers and multi familys living in one apartment!
39922282	10/26/2015	
39922390	10/26/2015	making the low income houses better
39922665	10/26/2015	
39922691	10/26/2015	
39922955	10/26/2015	N/A
39936565	10/26/2015	A safe environment for our residents so that we can feel safe in our homes and in our streets
39936676	10/26/2015	
39937195	10/26/2015	
39937596	10/26/2015	Providing grants to homeowners, based on income, to improve their landscapes and housing.
39937760	10/26/2015	
39937924	10/26/2015	
39939524	10/26/2015	
39940082	10/26/2015	

Appendix B: Survey Responses

39940234	10/26/2015	
39940568	10/26/2015	
39944716	10/26/2015	
39945558	10/26/2015	
39957126	10/26/2015	Enforcing building codes. Discouraging slumlords
40009618	10/27/2015	
40009803	10/27/2015	
40009887	10/27/2015	
40010265	10/27/2015	
40016911	10/27/2015	
40017212	10/27/2015	
40017481	10/27/2015	
40019437	10/27/2015	
40021002	10/27/2015	The input from hands-on creative residents is a rich resource. Very different group- not just the traditional artists who do great expensive work
40021330	10/27/2015	
40021972	10/27/2015	
40022224	10/27/2015	
40030075	10/27/2015	Clean up family dollar on Exchange st make them pace the pot holes, clean up the litter, it looks so ghetto
40030403	10/27/2015	Repair and renovate existing houses and buildings instead of tearing down and building new .
40030846	10/27/2015	
40031595	10/27/2015	
40033023	10/27/2015	
40099110	10/28/2015	I'm sick and tired of the cronyism that goes on here: who is related to who, who went to this school or that. It's downright disgusting.
40160575	10/29/2015	
40168286	10/29/2015	Bring in great industry, for better paying employment, which will stimulate the economy itself. People in general want to take care of themselves, and with better paying jobs, they will be able to. Then, and only then, will be able to spend money on new housing, whether for high, middle or low income. We cannot continue to spend money we do not have. The 40% carrying the tax burden are already stretched to their limit. Please hear us.
40248010	10/30/2015	
40248119	10/30/2015	
40248243	10/30/2015	
40248360	10/30/2015	
40248503	10/30/2015	
40248650	10/30/2015	I honestly don't care, I'm 16 and have too many other things to think about
40248857	10/30/2015	
40249058	10/30/2015	
40249389	10/30/2015	
40249976	10/30/2015	
40416951	11/02/2015	
40417135	11/02/2015	need kids activities
40417300	11/02/2015	more kid/teen friendly things
40417427	11/02/2015	
40419530	11/02/2015	
40420095	11/02/2015	
40420238	11/02/2015	
40421272	11/02/2015	
40421827	11/02/2015	
40421978	11/02/2015	
40423064	11/02/2015	
40477263	11/03/2015	
40477618	11/03/2015	More kid-teen friendly things
40478109	11/03/2015	
40478335	11/03/2015	
40479850	11/03/2015	
40480046	11/03/2015	
40480209	11/03/2015	
40480422	11/03/2015	
40480589	11/03/2015	
40481273	11/03/2015	
40482120	11/03/2015	
40482482	11/03/2015	
40506486	11/03/2015	Housing quality for low income families is a problem in Geneva. Having inspections of apartments is good for minimum quality but many of the requirements change every two years meaning the landlord has to make repeated changes to the same items, such as entry doors. While toilets and electrical outlets are never even noticed.
41241471	11/15/2015	
41738214	11/23/2015	

30. If there was any question from the survey that you wanted to comment further, please use the space below to comment on any a particular question or any aspect of the survey. Also, please comment on any issue or opportunity you feel should be addressed in the plan.

37616075	09/24/2015	
37616893	09/24/2015	
37673747	09/25/2015	
37674805	09/25/2015	
37675826	09/25/2015	
37675886	09/25/2015	We moved here the last summer the Whale Watch was held. We loved the Whale Watch and it was a facet of our choosing to move here. We do not have any unique family events in Geneva. We have lots of events that are focused on wine and alcohol. It would be nice to have more events that have something besides wine and alcohol as the theme. It would also be nice to have events that showcase the diversity to be found in Geneva. We have people here from many different cultures. How wonderful would it be to have an, "Around the World in Geneva" festival- a festival to highlight the various cultures here. It would be nice to hear music from various cultures, eat food from various cultures, learn a bit of the history of these cultures and finally, have opportunities to be exposed to different languages spoken here. The small fair at the high school in the spring is too isolated. My final comment has to do with the Geneva Public Library. It is too small for the size of this community. It also has an awful parking situation. This community needs a bigger library that is central, all on one floor and offers ample parking space. Why is it not located on the lake? If we had a library on the lake we would be envied by many.
37675947	09/25/2015	
37675984	09/25/2015	
37676196	09/25/2015	
37676261	09/25/2015	We can spend our tax money better than we do. Too much is spent on the 31 fire departments, each with a full set of very expensive equipment, for example.
37676290	09/25/2015	
37676343	09/25/2015	
37676547	09/25/2015	
37676552	09/25/2015	
37676645	09/25/2015	#9 was confusing #20 Reversed ranking 4 to 1 was confusing and there are 5 items not 4.
37677208	09/25/2015	
37677448	09/25/2015	
37677457	09/25/2015	
37677667	09/25/2015	
37677942	09/25/2015	Lakefront development that is thoughtfully planned out needs to happen. Economic development needs to be the City's priority.
37678054	09/25/2015	
37678167	09/25/2015	
37678287	09/25/2015	
37678488	09/25/2015	Q26: also not working well: trash trucks! they're on every street every day at all times of day. City should take this back from private cos and charge per bag/toter. This is a traffic clogging, stinky, eyesore of a problem. 2nd: semis in downtown and neighborhood streets. We need a crackdown! They ignore the truck routes and are too big for our streets and intersections. This is a small thing...and we can do something about it!
37678630	09/25/2015	
37679023	09/25/2015	
37679136	09/25/2015	I don't think that the city needs more housing developments. The answer isn't to build housing developments, which will put people of the same socioeconomic status in the same place. We should be more focused to using the housing that exists. Why not renovate abandoned properties and then sell them to middle or low income families?
37679221	09/25/2015	develop and promote policies that promote alternative schools / non-public low income housing and other such resources so that population has diversity / choice and ultimately helps curtail civic dependence. In the case of schools, tax breaks for families that have home schooled, parochial schooled and all other alternative schooled children
37679237	09/25/2015	
37679634	09/25/2015	
37679764	09/25/2015	
37680249	09/25/2015	
37680606	09/25/2015	Thank you for this effort, it's important!
37680992	09/25/2015	
37681001	09/25/2015	
37681009	09/25/2015	I believe that taxes should not be raised but that the city should spend all resources on trying to find a way to better budget what is already being collected. As the saying goes the more you make the more you spend. Try thinking about how your low income residents make it on their paycheck and go from there.
37681352	09/25/2015	
37681887	09/25/2015	
37682069	09/25/2015	
37682109	09/25/2015	
37682211	09/25/2015	
37682215	09/25/2015	I strongly support development of upper stories of downtown buildings as quality living spaces but I strongly oppose waterfront housing/condo development. I was unsure of that distinction in the "develop downtown housing" question, so I checked a neutral response.
37682744	09/25/2015	
37682809	09/25/2015	
37682899	09/25/2015	
37683077	09/25/2015	
37683395	09/25/2015	By taking this survey I feel your group has a very narrow view on the world and needs to get a bigger picture viewpoint. Geneva has the stuff to move forward, but first needs to stop the reputation it has outside the City.
37683429	09/25/2015	
37683682	09/25/2015	I do not feel that tax monies should be spent to "bail out" struggling local businesses or to encourage poorly conceived start-ups just to fill storefronts. For-profit businesses should earn their profits on their own investment and sink or swim depending on consumer demand and the quality of their goods or services. A solid, well-conceived business plan is key. We should not have to support local businesses indirectly through taxes.
37683689	09/25/2015	Attracting Middle Income families is tricky for the city. We get few incentives to live here, besides the overall low cost of living. Most people in this category are starting their family or have a family. So, family activities/programs are essential. I see opportunities arise from time to time, but as my family is young, almost none of them apply to us. The city should look at improving the city schools. I will do whatever I can in my power to not send my kids to the city schools in their current state. We will most likely homeschool or send them to St Stephen's. This doesn't sound like a city budget issue, but it is. Because parents that are spending more money to seek alternative education will look to A) leave Geneva for a better education opportunities or B) spend money for alternative education that they could have been using on home improvements, eating out/shopping downtown, supporting the local economy, etc. It's also important that the city focus on the parks. If we have them, they should be kept in decent working order. But that is a whole other novel that I could write. Lastly, the middle class is looking for shopping convenience. Time is important. If you want people to shop downtown, then parking must be addressed. No one has time to drive around looking for a place to park to run into a store quickly. downtown currently has a park and leisurely walk around shop/eat atmosphere. That is not practical for most, unless you're a tourist or retired. I want to pick up my food, feel good that I supported a local restaurant and get home. Along the lines of shopping convenience, city council should look into attracting some stores with name recognition such as Kohl's or Target. Because I could not drive to leave Geneva every time I need to buy a pair of pants (because if you're honest, only people over 60 shop at Peebles).

37685313	09/25/2015	
37685524	09/25/2015	
37685647	09/25/2015	Some great things have been happening in Geneva - the Linden Street closures and activities, the parklets, Geneva Night-Out, great programs from the Rec, new niche businesses downtown. Have to keep those ideas going to bring in and keep the next generation here. Do think as a city there has to be more pride in the place from residents though. People who own the home they live in tend to be more prideful of the property than renters. Too many absentee landlords who let properties deteriorate - should be penalties or fines imposed on them that are large enough for them to take action. Great that you let residents of the town take this survey too. It's tricky because we don't actually pay city taxes but we shop, eat, work, play and educate our children within the city limits and we truly have a vested interest in the future of the city. thanks!
37685925	09/25/2015	
37686058	09/25/2015	
37686136	09/25/2015	
37686171	09/25/2015	
37686314	09/25/2015	
37686379	09/25/2015	
37686392	09/25/2015	
37686742	09/25/2015	
37686959	09/25/2015	
37687029	09/25/2015	
37687139	09/25/2015	
37687246	09/25/2015	
37687747	09/25/2015	
37687775	09/25/2015	
37687800	09/25/2015	
37687945	09/25/2015	
37687982	09/25/2015	
37688403	09/25/2015	
37688423	09/25/2015	
37688528	09/25/2015	I "strongly disagreed" to every point on question 27 because I believe it is a question of management. Everyone in this community who owns property and has a job pays very high taxes (if considered as a percentage of the value of their home or their income) and I don't believe that money is being used in the most efficient manner. I have lived in other states in the US with lower taxes and other countries with a socialist economy and we should be receiving better services for the amount of taxes we pay (trash pickup to name an obvious one; better schools). I'm in favor of all of those things listed in 27. But just raising taxes for each endeavor we wish to pursue is not going to solve the bigger issue (gestation of the current money in this area and NY State in general). You can't chase income (like the Town of Geneva did in 2012 or around there when they raised people's property taxes by 20% or more from one year to the next). People aren't stupid- they will move away to a more financially attractive environment.
37688531	09/25/2015	
37688634	09/25/2015	
37688738	09/25/2015	Off Campus Student Housing: Over the past decade HWS has decided to increase their enrollment from 1600 to 2300 student. Ten years ago about 50 students lived off campus whereas today 220 students live off campus. The majority of those students live in the Founders Square neighborhood where they have negatively impacted the quality of life for the year around residents.
37688762	09/25/2015	
37688992	09/25/2015	
37689047	09/25/2015	
37689063	09/25/2015	
37689071	09/25/2015	
37689190	09/25/2015	
37689477	09/25/2015	
37689482	09/25/2015	
37689721	09/25/2015	
37689849	09/25/2015	
37689973	09/25/2015	
37690117	09/25/2015	
37690268	09/25/2015	
37690275	09/25/2015	
37690642	09/25/2015	the future of Geneva should emphasize the past. this city still has many treasures and points of interest. tourists and residents always benefit.
37690737	09/25/2015	
37690977	09/25/2015	
37690981	09/25/2015	
37691504	09/25/2015	
37691546	09/25/2015	
37691710	09/25/2015	
37691979	09/25/2015	Regarding property taxes, I don't prioritize high-income housing, but if developing some high-income housing could help bring down property taxes for lower-income housing, I think that would be an excellent priority. Property taxes are a real problem here and affect different populations in different ways.
37691989	09/25/2015	
37692225	09/25/2015	We can't impose more taxes on existing residents. Taxes are driving so many away. There is lots of waste in city government that should be looked at first.
37692471	09/25/2015	
37692631	09/25/2015	
37692799	09/25/2015	
37692812	09/25/2015	
37693065	09/25/2015	
37693230	09/25/2015	
37693489	09/25/2015	
37693583	09/25/2015	
37693620	09/25/2015	
37693632	09/25/2015	
37693694	09/25/2015	
37693846	09/25/2015	

37694346	09/25/2015	
37694470	09/25/2015	
37694473	09/25/2015	
37694530	09/25/2015	
37694544	09/25/2015	
37694580	09/25/2015	
37694683	09/25/2015	
37694714	09/25/2015	
37695079	09/25/2015	
37695698	09/25/2015	
37695703	09/25/2015	
37696449	09/25/2015	
37696472	09/25/2015	It is important to not confuse "new" with progress. Many would see something like lakefront development as "progress" but it isn't. So much of what we already have should remain more or less as it is.
37697278	09/25/2015	
37698116	09/25/2015	
37698404	09/25/2015	My family really loves living in Geneva, although we moved here only 3 years ago, and would like to contribute to its development. Economic development are important but should not be at the expense of the lake, the historic downtown, as these are major assets that make many families make Geneva their home.
37698452	09/25/2015	Downtown feels exclusive and snobby but not in a good way.
37699096	09/25/2015	I disagree that "community members helping each other out, collaborations, sense of connection, charm" are necessarily examples of "small town character." I think it's important to maintain and strengthen such a sense of community. But, I've also lived in MUCH bigger cities that promoted community members helping each other, people feeling connected to the city, etc. In fact, I'd say some bigger cities have far more of these qualities than Geneva does.
37699792	09/25/2015	
37699858	09/25/2015	
37700461	09/25/2015	
37700647	09/25/2015	We have charter homes and the development on Carter road for low income housing and there are homes that have been built targeting the low income. We have many resources that are burdened by pulling more low income into this area one, of which, is our schools. We need to focus on getting more middle to higher income families to settle here. We are lacking in jobs and housing for that group as well as retaining our retirees who will spend money in this town.
37701099	09/25/2015	
37701317	09/25/2015	
37701382	09/25/2015	
37702171	09/25/2015	The survey was too long. Next time prioritize the issues and stay focused.
37702622	09/25/2015	
37703456	09/25/2015	
37703703	09/25/2015	
37704098	09/25/2015	
37704767	09/25/2015	
37704839	09/25/2015	
37705052	09/25/2015	
37705195	09/25/2015	
37705283	09/25/2015	
37705701	09/25/2015	
37705849	09/25/2015	some of the questions are not specific enough, with broad concepts. Question 26 asks us to 'pretend' someone told us certain areas are excellent. NOTHING is perfect. Some parks/playgrounds are in great shape, others deplorable. Use what we have, and improve on it. Fix what's broken. Collaboration amongst city, county, colleges, even the state is key in any planning.
37705896	09/25/2015	
37706081	09/25/2015	
37706126	09/25/2015	
37706411	09/25/2015	
37706526	09/25/2015	
37706753	09/25/2015	
37707017	09/25/2015	
37708780	09/25/2015	
37708940	09/25/2015	I am struck by the fact that public education does not appear once in this survey!
37711267	09/25/2015	
37715561	09/26/2015	Let's make the city walking/biking friendly, including good pedestrian access between the lake and downtown.
37721510	09/26/2015	
37722586	09/26/2015	Regarding #28: I believe if the ones I marked for strongly agree happen, it will naturally impact in a positive direction the other priorities.
37724425	09/26/2015	
37724852	09/26/2015	
37725147	09/26/2015	
37725203	09/26/2015	If "preserving views" means banning cell towers I'm all for it. If "preserving views" means restricting wind and solar power generation, then I do not support that at all.
37725487	09/26/2015	
37726095	09/26/2015	
37726314	09/26/2015	This survey does not include questions about the relationship of "Town and Gown" or questions about the health of city residents.
37726525	09/26/2015	
37726754	09/26/2015	
37726769	09/26/2015	
37727461	09/26/2015	Lower taxes!
37727970	09/26/2015	
37728074	09/26/2015	
37729432	09/26/2015	

Appendix B: Survey Responses

37731368	09/26/2015	
37731641	09/26/2015	
37733044	09/26/2015	
37733181	09/26/2015	I would be happy to help in any way possible. Have some ideas regarding fitting entrances for downtown businesses with college student interaction, assisting in these projects as there are several talented students who would thrive on these projects and help town/gown relations IF interested, I can be reached at 315-719-5966 Pat Genovese
37734508	09/26/2015	This is an excellent start.
37734862	09/26/2015	
37735466	09/26/2015	These questions not good. Race, income, age should not be asked. Too much listening to the college., I see too much favoritism yet. You can blame our county seat for all the low income households. Nothing is going to change until social services spread out low income throughout the county - but will never be. So you are using this survey to get taxpayers less than 40% to agree with certain changes but the less than 40% is paying for the change. What the city along with others in state should go to state requesting more money to subsidize the tax exempt properties. I do not agree on increase in taxes, need more labor force on city - they are needed to clean, plant, snow removal, street cleaning and etc not more office positions and I am sorry the neighborhood resource is not needed. Those positions can be labor force. You can't expect citizens to do the work we pay for services. It will get old pretty fast same ones doing the work - what do you expect? Our questions should be more direct with agree, disagree or neither. Has for No. 28 items a city should be looking for companies to move here. We have people moving to Victor (in Ontario county) because of schools used to be Canandaigua.
37737580	09/26/2015	We need housing and good paying jobs. I believe the lower income population is growing faster than any other group.
37738709	09/26/2015	Main focus and #1 priority should be getting environmentally sound jobs here.
37740480	09/26/2015	
37741567	09/26/2015	
37743458	09/26/2015	
37748798	09/26/2015	
37749679	09/26/2015	The drive from the Thruway downtown into Geneva should be one of the biggest priorities. It sets a depressing tone for anyone driving into town. Significant improvements are needed from at least Gambee Rd. to Lake St. If there is an image of Geneva, then we need a long term plan for how to improve and revitalize that section of town.
37750704	09/26/2015	
37753102	09/26/2015	Before you take up the question about whether to raise taxes or not, you should be addressing the fact that City of Geneva households are already shouldering the burden of high property taxes. Downtown businesses need more support and help.
37753373	09/26/2015	
37757641	09/26/2015	the city needs to stop outsourcing in the matters of surveys and studies. Using what few tax dollars we have available to fund studies that could be answered by just using common sense is a real shot in the foot for both taxpayers and the city itself.
37759600	09/26/2015	
37760421	09/26/2015	
37767472	09/27/2015	
37777245	09/27/2015	
37785406	09/27/2015	
37786351	09/27/2015	
37789955	09/27/2015	
37791372	09/27/2015	
37792160	09/27/2015	
37792195	09/27/2015	
37793469	09/27/2015	
37799913	09/27/2015	
37800808	09/27/2015	
37802676	09/27/2015	
37805352	09/27/2015	I think good jobs will attract more middle income people and will help stimulate and grow the city in future developments
37806657	09/27/2015	Education needs to be addressed. Truancy and absenteeism is a community and cultural problem and should be addressed by the schools, law enforcement and social services. Parents need to be held accountable for their participation in their children's education.
37809487	09/27/2015	
37809755	09/27/2015	
37811658	09/27/2015	
37813221	09/27/2015	
37841211	09/28/2015	
37851733	09/28/2015	
37852346	09/28/2015	
37853168	09/28/2015	
37853393	09/28/2015	
37856797	09/28/2015	
37859394	09/28/2015	
37859833	09/28/2015	
37861676	09/28/2015	
37870014	09/28/2015	
37872510	09/28/2015	
37872670	09/28/2015	
37877523	09/28/2015	
37878854	09/28/2015	Tighten building codes on slumlord and abandoned properties that drag downtown neighborhood home values.
37881275	09/28/2015	
37883300	09/28/2015	
37883835	09/28/2015	
37884488	09/28/2015	
37885297	09/28/2015	
37885943	09/28/2015	
37910933	09/29/2015	
37918302	09/29/2015	n/a
37919221	09/29/2015	NA
37923441	09/29/2015	
37923576	09/29/2015	

Appendix B: Survey Responses

37923994	09/29/2015	
37924564	09/29/2015	
37925213	09/29/2015	
37925869	09/29/2015	
37925993	09/29/2015	
37925994	09/29/2015	
37929251	09/29/2015	
37929474	09/29/2015	
37930470	09/29/2015	
37935622	09/29/2015	
37935808	09/29/2015	Your ethnicity question needs a "no" option. Your vision goals are too vague. what are current goals in plan? what progress was made?
37946691	09/29/2015	
37948554	09/29/2015	Did I mention lowering the taxes? Also, with climate change, the depletion of soil, poisoning of our soil/waters, our destructive agricultural system, I hope that you do more than just 'go green', because if any community is going to survive what's ahead you need to think about sustainable systems and adapt more natural methods. I would love this community to be ahead of the game on that, because it's a reality people are going to have to face more and more. Also, get that crap out of the city water: fluoride, etc. Ban pesticide use. Our lake is not going to survive much longer.
37956242	09/29/2015	I agree with attracting middle income households to Geneva through the IDA attracting middle income employers. I do not agree with taxing high income households and making transfer payments to low income households and calling that "helping low income households".
37958399	09/29/2015	
37960827	09/29/2015	Geneva needs to offer more diverse housing options along the lakefront, while at the same time preserving the natural beauty & accessibility of the area. Development needs to occur, but at the same time not overpopulate the lake with either housing or boat traffic. We recently moved to Canandaigua, and decided to move back to Geneva - - hated it there; lake was like a "freeway" w/ way to much boat traffic, snobbish, needy residents, and lack of small town touch. Route 332 down main street on weekends was overcrowded & a traffic jam. Geneva has alot more to offer & done right will be even more amazing. Geneva truly is the Gateway to The Finger Lakes. truly amazing place
38050000	09/30/2015	
38055856	09/30/2015	
38056505	09/30/2015	
38058346	09/30/2015	
38060904	09/30/2015	
38063584	09/30/2015	
38066271	09/30/2015	Genevas future and revitalization depends on direct access to the lakefront. Presently downtowns access from the business district is cut off by Rt 5&20. Further development of the eastern section between North Street and the Parc/ Lake is prohibited by the location of the railroad tracks and Rt 5&20. Do not compare Geneva to Canandaigua, because the latter does not have this handicap.
38067295	09/30/2015	Thank you for your work!
38071078	09/30/2015	Matt Horn makes way too much money and his benefits are absurd.
38076630	09/30/2015	Promote the development of the middle class which increases tax revenues through payroll and property taxes, while lowering the crime rate and improving graduation rates within the school system.
38078367	09/30/2015	
38078891	09/30/2015	
38079188	09/30/2015	
38079467	09/30/2015	
38079707	09/30/2015	
38080202	09/30/2015	
38080561	09/30/2015	
38082616	09/30/2015	
38086352	09/30/2015	City "neighborhoods" was a complete waste of time and energy. No benefits, except to the guy who got the sign contract! This is the kind of wasteful spending that makes long-time, invested citizens of Geneva crazy.
38103867	09/30/2015	
38123242	10/01/2015	
38123941	10/01/2015	
38125349	10/01/2015	
38125357	10/01/2015	
38129980	10/01/2015	
38134128	10/01/2015	We offer too much for low income households. That is why our population is growing. With it comes lack of education and respect. Make people work for what they earn. Stop giving handouts.
38134351	10/01/2015	
38135019	10/01/2015	
38136410	10/01/2015	
38139185	10/01/2015	
38141694	10/01/2015	
38142988	10/01/2015	
38144021	10/01/2015	
38147810	10/01/2015	
38149109	10/01/2015	
38149158	10/01/2015	
38149183	10/01/2015	
38149631	10/01/2015	
38149636	10/01/2015	
38149651	10/01/2015	
38149652	10/01/2015	
38149839	10/01/2015	
38150199	10/01/2015	
38150567	10/01/2015	
38151534	10/01/2015	
38152111	10/01/2015	

38152545	10/01/2015	Composting should be allowed in the city of Geneva within certain parameters.
38153706	10/01/2015	
38154800	10/01/2015	
38155213	10/01/2015	
38157433	10/01/2015	
38159989	10/01/2015	
38160154	10/01/2015	
38160383	10/01/2015	
38163927	10/01/2015	
38164048	10/01/2015	
38164306	10/01/2015	see above.
38165307	10/01/2015	More repercussions are needed for derelict home owners and those who abandon and or don't take care of their properties.
38165381	10/01/2015	
38165444	10/01/2015	
38165623	10/01/2015	
38166166	10/01/2015	Do something about the high school.
38166240	10/01/2015	
38167263	10/01/2015	
38167930	10/01/2015	
38182451	10/02/2015	
38182469	10/02/2015	
38184898	10/02/2015	People come to Geneva because we enable. We give to people who are not grateful rather enjoy taking. Respect does not exist for the police or even those trying to help. Our school's education rate is inflated, we are pushing kids through the system who are not becoming productive to society.
38185087	10/02/2015	
38185437	10/02/2015	
38185847	10/02/2015	
38186099	10/02/2015	
38191460	10/02/2015	
38191904	10/02/2015	The plan needs to be very basic, it should stress the conversion of power and phone lines to be placed underground, and the placing of trees off of the public right-a-way.
38193656	10/02/2015	
38198297	10/02/2015	
38199025	10/02/2015	
38199643	10/02/2015	
38208159	10/02/2015	as much as I want there to be a place to bring in more middle class, I also want Geneva to support the middle class you already have. We never qualify for aid to help with home repair or improvements.
38208907	10/02/2015	
38211728	10/02/2015	The city tax base is so small and limited now to support expanded social or capital improvement programs. There is where the problem exists and must be worked on. Improve the value of the houses (not by arbitrary reassessments every two to three years to artificially increase the tax base) by providing a living environment that attracts middle and higher income households, while providing lower income households the tools and means (economic) to become middle income households. Lastly, end the trash trucks. trash issues, and environmental influence associated with the two (Ontario and Seneca) municipal waste dumps nearby.
38213209	10/02/2015	
38220754	10/02/2015	As was concluded by the neighborhood study conducted a few years ago...we do not need to encourage more lower income residents to reside here. We cannot take care of the ones that are here.
38222805	10/02/2015	
38225250	10/02/2015	
38227466	10/02/2015	
38231361	10/02/2015	
38237437	10/02/2015	
38240321	10/02/2015	
38242646	10/02/2015	
38249207	10/02/2015	
38253007	10/02/2015	Geneva's future and revitalization depends on direct access to the lakefront. Presently downtown's access from the business district is cut off by Rt 5&20. Further development of the eastern section between North Street and the Parc/ Lake is prohibited by the location of the railroad tracks and Rt 5&20. Do not compare Geneva to Canandaigua, because the latter does not have this handicap.
38253326	10/02/2015	How to revive Geneva is a huge question. No easy answer because it's already in a downward spiral. Young professionals who work in Geneva are living in surrounding communities with better opportunities for their children and commuting to work.
38266463	10/02/2015	
38270010	10/03/2015	
38272439	10/03/2015	
38296768	10/03/2015	
38297468	10/03/2015	
38297510	10/03/2015	
38299726	10/03/2015	
38310200	10/03/2015	Thank you
38310349	10/03/2015	
38314833	10/03/2015	
38319905	10/03/2015	This area has much to attract and retain business but tax incentives are given liberally so positive impact is not felt for years and same issues continue
38327356	10/03/2015	
38334030	10/03/2015	I know there are New York State laws preventing this from being an easy route, but why can't the Town of Geneva and City be one big happy family? I know if I lived in the Town I would never want to join the city and have to start paying property tax, but for all intents and purposes, we are one community. Just because the City has nowhere else to develop and most of our land is tax - free, does not mean middle income families are going to want to move to the City once they see their tax bills.
38334574	10/03/2015	
38337535	10/03/2015	

Appendix B: Survey Responses

38345284	10/03/2015	
38351612	10/03/2015	
38378880	10/04/2015	
38380498	10/04/2015	
38388721	10/04/2015	I'm afraid that I don't know enough about the current demographics of the city to answer all of the questions intelligently. However, I am not categorically opposed to increased taxes to address basic infrastructure issues. I am, however, not interested in seeing my tax monies spent for frivolous projects that don't provide benefit for the city as a whole (that is, persons of all socio-economic groups, ages, genders, etc.).
38389633	10/04/2015	
38398575	10/04/2015	
38402309	10/04/2015	Many other towns/cities receive other benefits from their taxes and they pay lower taxes. Such as garbage pick up and lower water rates. It would be nice to see some of the things that our taxes pay for that would benefit all. Also the city of Geneva website should be updated far more often. I checked today to find out when fall pick up was. It was still set for the spring pick up. That should be updated.
38403911	10/04/2015	Raising taxes for these projects is an absurd idea! Stimulate the economy by making our town a desirable place to live rather than subsidizing housing costs or builder incentives. Use our tax dollars wisely, rather than overspending on unnecessary building projects (i.e. Chamber tear down & rebuild) and historical building tears downs. We are losing the charm and character of our city by destroying our historical building and building chain stores and new buildings with no sense of cohesion- is this how we want our community to be described as in the future?
38411722	10/04/2015	I feel that Geneva is already a very affordable place to live relative to other communities in the Northeast and that there are many affordable housing options already in place. What's missing is a way to empower folks who currently find even these options unaffordable to create a life of greater prosperity and wellbeing for themselves and their families. It would be exciting to see Geneva become a leader in this effort.
38413976	10/04/2015	
38417043	10/04/2015	
38420378	10/04/2015	The natural beauty of Lakefront Park should be preserved and enhanced, not blighted with 'improvements' such as concrete steps, walkways, pavilions, etc. and junk sculptures.
38425212	10/04/2015	
38425621	10/04/2015	Question 6: I have not been a resident of the City or Town of Geneva but have lived in the 14456 zipcode for 45+ years Question 28: I feel that a large farmer's market - visible from 5 & 20 - possibly with an open shelter/structure would be wonderful. Similar to the large open farmer's market they have in Rochester.
38444348	10/05/2015	
38451757	10/05/2015	
38453534	10/05/2015	
38455398	10/05/2015	Why was 5 and 20 all paved except the area between the ramada and the Seneca park? Doesn't make any sense. That's where the most visitors are and the road is awful.
38459879	10/05/2015	n/a
38463520	10/05/2015	
38464204	10/05/2015	
38468282	10/05/2015	
38471033	10/05/2015	
38471331	10/05/2015	I think that our tax situation is horrendous and we need to be able to address many of these issues without increasing taxes. I feel that our high taxes is the single largest contributor to residents moving out of Geneva.
38473718	10/05/2015	
38475406	10/05/2015	just because a person is poor does not mean they need to be a slob
38479766	10/05/2015	
38500973	10/05/2015	
38503435	10/05/2015	Resident citizen participation in planning processes.
38504869	10/05/2015	
38509614	10/05/2015	Welcome new business from out of towners. Many have said how difficult it is to work with the city to get a business off the ground.
38509874	10/05/2015	
38514794	10/05/2015	
38515858	10/05/2015	We need more health services. No children can be born here. A lot of times people are shipped off to Rochester too and it's really making people feel angry. Some people even want to move because of it. There needs to be more parking downtown or more stores need to be built in places where more parking can be. I wish there were more small super markets in neighborhoods. It would be cool if there was another road connecting the McDonough park area with Castle St. Just rolling ideas off the top of my head. One thing that is a lot better is downtown. Looks a lot better, less people hanging around at night. Oh yes pedestrian bridges over 5 and 20 would be great! Small two person peddle boats would be nice at the lake. It would be nice if there was a community sledding place built next to the old holiday bar. I have tons of other ideas. Jessica.markmentor@gmail.com
38517861	10/05/2015	
38538652	10/06/2015	
38545144	10/06/2015	
38560375	10/06/2015	City employees really need to be held accountable for quality of work and supervision they give; lots of money wasted correcting mistakes. Also, revolving loan fund and similar initiatives for businesses need stronger teeth in order to collect when new businesses go out of business. Good luck, and thank you for your leadership!
38562499	10/06/2015	27... Yes we need to improve the quality of our streets, infrastructure and intersections. Yes we need to create more housing options for people who pay taxes and contribute to the tax base in the city.... But I do not really agree with raising taxes on us who are already overburdened to so.... I do not at all agree with raising taxes for a park or for people who will never own property here or contribute to the tax base. Geneva is more than diverse and everyone needs to be encouraged to buy property and pay their fair share! That's EQUALITY! And the College needs to pay more than they already do. The tax codes need to be re-evaluated and the city has to figure out how to secure more revenue from the multi-billion dollar a year industry that is Hobart and William Smith Colleges. That's true social equality. Not forcing the ever decreasing middle class to pay for the 1% and the poor. Put more on the tax roll and generate more revenue. That should be the top priority of the City for the next 10-15 years.
38564749	10/06/2015	We will be looking in near future for housing to include 50+ community, with amenities to include natural settings, walking, outdoor areas to enjoy, porches/patios; rental is probably the direction we would go, we don't see these options in Geneva
38567234	10/06/2015	
38570262	10/06/2015	
38570934	10/06/2015	
38571301	10/06/2015	
38573784	10/06/2015	
38575715	10/06/2015	
38580586	10/06/2015	
38583398	10/06/2015	
38626261	10/07/2015	Why can't the GRNC and the Dept of Recreation be merged. We have too many staff whose fields overlap. I have to think tasks can be consolidated. Once seasonal programs are set up what does Rec administrative staff do 40 hrs. Week. To me their current separate goals should emanate from one office.
38629935	10/07/2015	
38629976	10/07/2015	
38632255	10/07/2015	
38649968	10/07/2015	

Appendix B: Survey Responses

38664643	10/07/2015	
38691385	10/08/2015	I think individuals need to support issues important to them and the city needs to live within its means even if that means doing less not more
38691384	10/08/2015	I think individuals need to support issues important to them and the city needs to live within its means even if that means doing less not more
38713274	10/08/2015	Talk to real estate agents MORE. They can tell you why Geneva is not growing and improving faster. We have very little to no new homes being built. We have few doctors and high pay professionals living here, even if they get jobs here. We spend money foolishly on things like the "park" between the Lyons Bank and the Hampton Inn. We get new businesses that are not draws for tourists or nearby residents such as Tire Stores and social services offices. We are now getting known as a high rent town because working people are competing with those on government subsidized housing that can pay higher. BE SURE TO KEEP THE WALKING PATH OPEN TO ALL, FOR THE FULL LENGTH THAT IT IS NOW, no matter what you build on the lake. It is Geneva's biggest advantage! I do appreciate that you have sent out a survey. Be careful in your interpretation of the results. Conclusions on other surveys have been rather "twisted". ASK CITY RESIDENTS IF THEY WOULD LIKE TO COMBINE GOVERNMENT WITH THE TOWN OF GENEVA. I AM INTERESTED IN GROWTH AND REDUCED TAXES AND SEE THAT MORE POSSIBLE WHEN WE ARE NOT LAND LOCKED BY THE TOWN AND WHEN WE THINK OUTSIDE OF THE BORDERS OF THE CITY OF GENEVA!!! THE CITY AND TOWN OF GENEVA SHOULD BE ONE!!!
38713354	10/08/2015	
38731570	10/08/2015	
38733882	10/08/2015	
38734707	10/08/2015	
38773550	10/09/2015	Geneva's emphasis on neighborhoods is a very positive element of the city's revival. But as it is in a classroom, so it is in a neighborhood or city, without a safe and secure environment, no learning or progress occurs. If the vision focuses on the "safety and security" aspect of "home," everyone will grow and prosper.
38789866	10/09/2015	It's very hard to just select a button without being able to ask questions to clarify or have questions, concerns answered which is why for some I put "neither agree nor disagree." I appreciate the survey to get a general consensus but some of these questions are too involved for just a click of a button.
38795561	10/09/2015	
38795580	10/09/2015	
38795773	10/09/2015	
38795924	10/09/2015	
38796002	10/09/2015	
38796120	10/09/2015	
38796239	10/09/2015	
38796609	10/09/2015	
38796910	10/09/2015	The senior citizens and hard working residents cannot continue to carry the blunt of the taxes!
38797491	10/09/2015	
38797764	10/09/2015	
38797866	10/09/2015	Geneva needs to bridge the gap between lower and higher income people, and I think we need to move away from the development along 5/20 highway and focus more on the downtown development. Increase the availability of food sources like grocery stores for people who live downtown and might not have a car to go to Wegmans
38798933	10/09/2015	
38798987	10/09/2015	
38799038	10/09/2015	
38799255	10/09/2015	
38799436	10/09/2015	
38799554	10/09/2015	
38799798	10/09/2015	
38799956	10/09/2015	
38800068	10/09/2015	
38800494	10/09/2015	Traffic on Routes 5&20 is too congested, particularly between Pre-Emption Road and Pulteney Street. New construction for stores and hotels in this area is unattractive, view-obstructing, and it is contributing to the traffic congestion which also makes it feel less safe -- whether driving, walking, or riding a bicycle (btw -where are the bike lanes?). The homes in this shopping area are nice but undesirable due to the noise and light pollution. Meanwhile, there sits a half-empty plaza where Tops used to be and another half-empty plaza to the west of it. Town and city should work together toward better placement of commercial development in Geneva. The small business development on and around Linden Street has been wonderful, not just for visitors, but, more importantly, for residents. Such a joy to have options for a delicious, wholesome meal in your own hometown and to put your money into the local establishments so they will thrive.
38800591	10/09/2015	
38800816	10/09/2015	
38801025	10/09/2015	
38801508	10/09/2015	
38801897	10/09/2015	I wanted to note: I do not live here now but grew up here and lived for 8 years only moving away 4 years ago because of work. I think it is obvious what some of the issues are in Geneva. For example: there are way more higher income people working in Geneva than living there (by choice)...that is a problem. Unlike Canandaigua, where I would say there are way more higher income people living there than working there...I don't have any stats to back it up but call it an educated guess. That trend needs to stop. I would also like to say I appreciate the efforts made by everyone at the City.
38801962	10/09/2015	
38802884	10/09/2015	
38803793	10/09/2015	Those who pay these high taxes need to have more services for example: trash pick up, yearly big item roadside pick up like other areas around us. We must improve our schools and our reputation. Too many bad things get into the press regarding our small city.
38804512	10/09/2015	
38804558	10/09/2015	
38804635	10/09/2015	
38805553	10/09/2015	
38807629	10/09/2015	
38807766	10/09/2015	NA
38809507	10/09/2015	
38810530	10/09/2015	
38811597	10/09/2015	
38811722	10/09/2015	
38812222	10/09/2015	
38813133	10/09/2015	
38813343	10/09/2015	
38814059	10/09/2015	
38814338	10/09/2015	
38815347	10/09/2015	
38816175	10/09/2015	
38816252	10/09/2015	

38816620	10/09/2015	
38818415	10/09/2015	you need to dig into w hat makes cities become rundown n,its alw ays not enough money and people w ho don't care.get rid of the bad people and the city w ill do much better start by putting all evictions in the paper,run slogans on getting together to clean up our city by moving out the family's w ho w ould run it dow n.it should become a privlge to live here,not a given.
38819849	10/09/2015	
38834225	10/10/2015	
38836804	10/10/2015	
38838237	10/10/2015	Again, there are far too many bumpkins in power right now . Until they open their minds/change their attitudes/move on, NOTHING w ill change. I have seen/experienced blockheaded conservatism, institutional racism, and many other subtle roadblocks to change. Changing people is never easy but w ill have to happen if any of this otherw ise w onderful vision is to ever come to pass...
38842817	10/10/2015	
38842842	10/10/2015	
38843316	10/10/2015	
38845913	10/10/2015	
38847448	10/10/2015	Lakefront accessibility related to pedestrian crossings of 5&20.
38851717	10/10/2015	
38858612	10/10/2015	
38859524	10/10/2015	The lakefront should be left open and in as natural a state as possible for the enjoyment of all the public.
38859547	10/10/2015	
38859857	10/10/2015	More unmaintained green space that can be use by w ildlife. There are several small parcels in tow n that should be left undeveloped and unmaintained. Some initial cleanup w ould be required, then just leave it alone.
38860247	10/10/2015	
38861922	10/10/2015	
38902468	10/11/2015	
38913295	10/11/2015	
38915624	10/11/2015	
38916608	10/11/2015	From the orientation of the questions in this survey, I am surprised at the obvious concern about the existing economic disparity. From my recent personal experiences, the needs of this rather large group of the population is being largely ignored.
38922372	10/11/2015	
38925445	10/11/2015	
38925463	10/11/2015	More housing is diffidently needed for Geneva. The apartment complex's all have long w aiting list. They also need to be more pet friendly because for many people today pets are family. You should not have to give up a family member in order to have a home.
38928839	10/11/2015	
38930858	10/11/2015	
38937838	10/11/2015	
38949614	10/12/2015	
38953447	10/12/2015	
38956913	10/12/2015	
38960296	10/12/2015	
38963976	10/12/2015	Seneca Lake watershed needs to become formalized as an official Watershed Assoc. recognized by NYS. The Comp plan must formally state that it is goal to be pro-active in encouraging other municipalities around Seneca Lake to join this Assoc. asap.
38975440	10/12/2015	
38978797	10/12/2015	
38979059	10/12/2015	
38980185	10/12/2015	
38982437	10/12/2015	
38987452	10/12/2015	
38989435	10/12/2015	
38989899	10/12/2015	
38994826	10/12/2015	
38995454	10/12/2015	
39000876	10/12/2015	
39002458	10/12/2015	
39003715	10/12/2015	
39005852	10/12/2015	
39008336	10/12/2015	More focus on increasing tourism, especially in the w inter
39014520	10/12/2015	
39036198	10/13/2015	
39046380	10/13/2015	I'm concerned about the class presuppositions of this survey. Also, does the w ord 'diversity' w ork to prevent efforts to remove econonic disparities?
39047255	10/13/2015	
39047622	10/13/2015	
39050163	10/13/2015	
39050192	10/13/2015	
39052837	10/13/2015	
39059692	10/13/2015	
39072890	10/13/2015	
39074523	10/13/2015	The best question on this survey w as 20, because it's the only one that required tradeoffs. As a result of the subpar survey design, I doubt you w ill get much information from this.
39074607	10/13/2015	This is your standard, consultant-generated generic survey that is so diffuse that you can make it sound any way that you w ant it to. Who is going to say that they disagree with beautification, social equality, etc.? What about questions about the perennial threat of residential development of our precious lakefront or about tow n/gow n relations or about establishing better tow n/city relations or about banding together w ith other communities to oppose businesses that threaten the sustainability of Seneca Lake as our source of drinking w ater? These issues are more important and not as safe as questions about how pretty our intersections are. These issues are obviously not w ithin the scope of this survey, but are some overreaching considerations that that are basic to the future of our city. My vision for Geneva is a place that is a beautiful place to live and work, w here young folks w ant to settle in, w ork and raise their families, w here older folks w ant to retire to a place w here they can w alk to most of the services they need and enjoy their beautiful surroundings, and w here all residents can be proud to say that they are from Geneva. Thank you for the opportunity to express my opinion.

Appendix B: Survey Responses

39075657	10/13/2015	
39080201	10/13/2015	
39119869	10/14/2015	w asteful spending and more intelligent prioritizing of w hat is first or needed more against w hat is more popular politically Hiring competent people to help manage the finances of our city.
39137043	10/14/2015	
39141397	10/14/2015	Work to increase job opportunities to allow for low -economic individuals to rise above make the city vibrant in buying local.
39153058	10/14/2015	
39209532	10/15/2015	
39251207	10/16/2015	
39272260	10/16/2015	
39427854	10/19/2015	
39430487	10/19/2015	
39449613	10/19/2015	
39461576	10/19/2015	
39462261	10/19/2015	
39516064	10/20/2015	
39516364	10/20/2015	
39530869	10/20/2015	
39531426	10/20/2015	
39531711	10/20/2015	
39533633	10/20/2015	
39537436	10/20/2015	
39588801	10/21/2015	
39596494	10/21/2015	
39597080	10/21/2015	
39601266	10/21/2015	
39601649	10/21/2015	
39601828	10/21/2015	
39602076	10/21/2015	
39602294	10/21/2015	
39602513	10/21/2015	
39602605	10/21/2015	
39602699	10/21/2015	
39603323	10/21/2015	
39603440	10/21/2015	
39603706	10/21/2015	
39603942	10/21/2015	
39604231	10/21/2015	more people doing this should be people w ho live w ithin the city
39604563	10/21/2015	lack of dow ntow n parking is very discouraging for customers parking spots turned into seating seemed like a w aste of needed space
39605796	10/21/2015	
39607146	10/21/2015	
39607370	10/21/2015	
39607544	10/21/2015	
39608154	10/21/2015	
39608316	10/21/2015	Middle class has to be addressed. We already shoulder more than our share of the dow ntrodden.
39608550	10/21/2015	
39608625	10/21/2015	
39608826	10/21/2015	
39608955	10/21/2015	
39609157	10/21/2015	
39611253	10/21/2015	
39613586	10/21/2015	
39667954	10/22/2015	
39670227	10/22/2015	We should not forget our homegrow n business folks. We Grant PILOT programs and grants to new businesses and then increase the taxes on our local business people- by granting exceptions to local regulations re: signage w e become anystreet, anytow n USA- w e lose our uniqueness- w elcome to geneva sign is virtually lost. Places like fairport sticks to "do it our way" if you wish to move here.
39671066	10/22/2015	Restrict truck and motorcycle noise
39671511	10/22/2015	No commercial development of the lake front, no condos/ protecting seneca lake (quality of w ater w e depend upon for our daily needs, as w ell as the tourist economy , no further grow th of the landfill, no storage of brine in caves at south end of hte lake, w ork collaboratively w ith the tow n to enhance development of the entire area
39673904	10/22/2015	
39674102	10/22/2015	
39674348	10/22/2015	
39691608	10/22/2015	
39691866	10/22/2015	
39695674	10/22/2015	
39695893	10/22/2015	
39696415	10/22/2015	
39697778	10/22/2015	
39751095	10/23/2015	
39751403	10/23/2015	
39761252	10/23/2015	

39761586	10/23/2015	
39761742	10/23/2015	N/A
39761918	10/23/2015	
39762007	10/23/2015	
39762155	10/23/2015	
39762542	10/23/2015	There wasn't any one question that caught my attention but overall, I liked a great of the ideas I saw . If these are things that have a chance a being instituted then I am quite excited for the future. Fixing up run-down areas and getting money into them, going green, and moving people up into middle class all sound like great places to start going about making Geneva an even better place for us and future generations.
39762850	10/23/2015	to have more interactive places(sport places).
39809822	10/24/2015	
39922282	10/26/2015	
39922390	10/26/2015	
39922665	10/26/2015	
39922691	10/26/2015	
39922955	10/26/2015	N/A
39936565	10/26/2015	all in all I do feel that Geneva is much better than it was 10 yrs ago
39936676	10/26/2015	
39937195	10/26/2015	
39937596	10/26/2015	More minorities need to own property in this city.
39937760	10/26/2015	
39937924	10/26/2015	
39939524	10/26/2015	
39940082	10/26/2015	
39940234	10/26/2015	
39940568	10/26/2015	
39944716	10/26/2015	
39945558	10/26/2015	
39957126	10/26/2015	I would like to see more festivals: dog shows, car and boat shows, antique fairs, kids programs etc, the winter fest last year was nice, with all of the new breweries in the area oktoberfest would be nice.
40009618	10/27/2015	
40009803	10/27/2015	
40009887	10/27/2015	
40010265	10/27/2015	
40016911	10/27/2015	
40017212	10/27/2015	
40017481	10/27/2015	
40019437	10/27/2015	
40021002	10/27/2015	Reframe the "planning, design and building" process to engage the "hands-on" types
40021330	10/27/2015	
40021972	10/27/2015	The Lakefront is fine as it is. No need to seek further development. Leaving it more or less in its natural state is fine. Relative to parks, the parks are ok as is but the brook st. tennis courts need resurfacing. Also, the tall trees on the west end of the courts need to be cut down or at least lowered so that they do not drop debris onto the court.
40022224	10/27/2015	
40030075	10/27/2015	
40030403	10/27/2015	We need a city that everyone that lives here and works here can be proud of. I hate walking around the city and seeing trash/litter and buildings falling into disrepair
40030846	10/27/2015	I think Geneva and its connected-ness should start focusing more on the children of Geneva
40031595	10/27/2015	
40033023	10/27/2015	
40099110	10/28/2015	Again, the republicans and democrats need to come together and work with each other instead of against. Your political groups should both be ashamed of themselves. And while you are at it, please look in to why our water hills are so incredibly high. There's a lake right there, for heavens sake!
40160575	10/29/2015	
40168286	10/29/2015	
40248010	10/30/2015	
40248119	10/30/2015	
40248243	10/30/2015	
40248360	10/30/2015	
40248503	10/30/2015	
40248650	10/30/2015	
40248857	10/30/2015	
40249058	10/30/2015	
40249389	10/30/2015	
40249976	10/30/2015	
40416951	11/02/2015	
40417135	11/02/2015	
40417300	11/02/2015	
40417427	11/02/2015	
40419530	11/02/2015	
40420095	11/02/2015	
40420238	11/02/2015	
40421272	11/02/2015	
40421827	11/02/2015	
40421978	11/02/2015	

40423064	11/02/2015	
40477263	11/03/2015	
40477618	11/03/2015	
40478109	11/03/2015	
40478335	11/03/2015	
40479850	11/03/2015	
40480046	11/03/2015	
40480209	11/03/2015	
40480422	11/03/2015	
40480589	11/03/2015	
40481273	11/03/2015	
40482120	11/03/2015	Need more jobs
40482482	11/03/2015	
40506486	11/03/2015	From what I have seen having government financially assist businesses to move into Geneva has been less than successful. I say provide a staff person to support new businesses get through all the paper work etc. Work with landlords to fill empty spaces.
41241471	11/15/2015	
41738214	11/23/2015	

Share This Report: [!\[\]\(d0a1791f26d167e866e44ebbf83efebe_img.jpg\)](#) [!\[\]\(cb1960474df5b19cdeae2009c7323e63_img.jpg\)](#) [!\[\]\(d08b0fd4d750d53eedcbf354f1702398_img.jpg\)](#)

POWERED BY  QuestionPro

APPENDIX C

TABLES FOR COMPREHENSIVE MASTER PLAN SURVEY OF RESIDENTS FOR QUESTIONS 15 - 28 BY NEIGHBORHOOD BY INDIVIDUAL RESPONSES AND THE AVERAGE SCORE BY NEIGHBORHOOD

Table C-1: Question 15 (Natural Setting) by Neighborhood									
Neighborhoods by Natural Setting									
Natural Setting	Strongly	Disagree	Somewhat	Neither Agree	Somewhat	Agree	Strongly	NA	Grand
Neighborhoods	Disagree	Disagree	Disagree	Disagree	Disagree	Disagree	Disagree	Disagree	Disagree
South Lake	0			1	2	8	20		31
Castle Heights	2	1		2	8	21	49	2	85
Lehigh Gardens	3				2	5	14		24
East Lakeview	1		1	1	3	5	8		19
Historic North	1				4	17	23		45
Western Gardens	1		1		1	8	22		33
The Arbors	0				2	4	13		19
Founders Square	2		1		1	15	30	1	50
Historic South	0				2	5	34		41
City Central	0		1	3		4	9	1	18
Hildreth Hill	1			1	5	14	43	1	65
In City	3		3	2	4	12	21		45
Total in City	14	1	7	10	34	118	286	5	475
Town of Geneva	2				14	17	43	3	79
Within 14456	3				4	9	10		26
Outside 14456	1			1		12	44		58
NA	1	1			2	3	6		13
Total in City	14	1	7	10	34	118	286	5	475
Total not in City	7	1	0	1	20	41	103	3	176
Grand Total	21	2	7	11	54	159	389	8	651
									average
									6.5161
									6.2771
									5.8750
									5.7368
									6.3111
									6.3939
									6.5789
									6.3265
									6.7805
									6.0000
									6.4844
									5.7556
									6.2915
									6.2500
									5.6538
									6.6379
									5.6154
									6.2915
									6.2428
									6.2784

TABLES FOR COMPREHENSIVE MASTER PLAN SURVEY OF RESIDENTS FOR QUESTIONS 15 - 28 BY NEIGHBORHOOD
BY INDIVIDUAL RESPONSES AND THE AVERAGE SCORE BY NEIGHBORHOOD

Table C-2: Question 16 (Small Town Character) by Neighborhood										
Neighborhoods by		Strongly	Disagree	Disagree	Somewhat	Neither		Somewhat	Agree	Total
						Agree	Disagree			
Small Town										
Neighborhoods		Disagree	Disagree	Disagree	Somewhat	Agree	Disagree	Agree	Agree	NA
South Lake		0	1	0		3	0	11	16	0
Castle Heights		1		1		7	3	30	41	2
Lehigh Gardens		2		1		2	1	8	10	
East Lakeview		0				3		9	8	
Historic North		1				3	2	18	20	
Western Gardens		0				1		11	20	1
The Arbors		0				1		7	10	
Founders Square		1		1		3		15	30	
Historic South		0				1	1	6	32	1
City Central		1					2	5	10	1
Hildreth Hill		0				3	2	17	43	
In City		2	2			7	2	14	18	
Total in City		8	3	3		34	13	151	258	5
Town of Geneva		2	2	1		9	3	21	40	1
Within 14456		3		1			1	11	10	
Outside 14456		1		1		3	1	14	38	
NA		1		1		1		1	4	1
Total not in City		7	2	4		13	5	47	92	2
Total in City		8	3	3		34	13	151	258	5
Grand Total		15	5	7		48	18	199	353	6

APPENDIX C

TABLES FOR COMPREHENSIVE MASTER PLAN SURVEY OF RESIDENTS FOR QUESTIONS 15 - 28 BY NEIGHBORHOOD
BY INDIVIDUAL RESPONSES AND THE AVERAGE SCORE BY NEIGHBORHOOD

Table C-3: Question 17 (Cultural Heritage) by Neighborhood										
Neighborhoods	Strongly	Disagree	Somewhat	Neither Agree	Agree	Agree	Agree	Strongly	NA	Total
Cultural Heritage	Disagree	Disagree	Disagree	Disagree	Disagree	Disagree	Disagree	Disagree	Disagree	Disagree
Neighborhoods	Disagree	Disagree	Disagree	Disagree	Disagree	Disagree	Disagree	Disagree	Disagree	Disagree
South Lake	0	1	0	3	4	11	12	0	31	5.9355
Castle Heights	4		4	8	14	25	28	1	84	5.5904
Lehigh Gardens	2		1			12	9		24	5.8333
East Lakeview	0		1	2	1	7	8	1	20	6.0000
Historic North	1		2	5	10	12	14		44	5.6136
Western Gardens	0				5	17	11		33	6.1818
The Arbors	0			1	4	7	7		19	6.0526
Founders Square	1		2	4	5	17	22		51	5.9608
Historic South	0			1	5	9	24	1	40	6.4359
City Central	0			3	3	7	6		19	5.8421
Hildreth Hill	0	3	2	4	5	18	33		65	6.0308
In City	2	3	1	4	4	16	15		45	5.5111
Total in City	10	7	13	35	60	158	189	3	475	5.8771
Town of Geneva	4	3	2	5	17	20	26	1	78	5.4935
Within 14456	2	2		3	2	7	10		26	5.3846
Outside 14456	2	1	1	4	9	17	24		58	5.8276
NA	1			1	1	3	3		9	5.4444
Total not in City	9	6	3	13	29	47	63	1	171	5.5882
Total in City	10	7	13	35	60	158	189	3	475	5.8771
Grand Total	19	13	16	49	90	206	253	4	650	5.7988

TABLES FOR COMPREHENSIVE MASTER PLAN SURVEY OF RESIDENTS FOR QUESTIONS 15 - 28 BY NEIGHBORHOOD
BY INDIVIDUAL RESPONSES AND THE AVERAGE SCORE BY NEIGHBORHOOD

Geneva Comprehensive Plan Survey Summary Analysis Resident Survey Results By Neighborhood March, 2016

APPENDIX C

TABLES FOR COMPREHENSIVE MASTER PLAN SURVEY OF RESIDENTS FOR QUESTIONS 15 - 28 BY NEIGHBORHOOD BY INDIVIDUAL RESPONSES AND THE AVERAGE SCORE BY NEIGHBORHOOD

Table C-5: Question 19 (Economic Prosperity) by Neighborhood										
Neighborhoods	Strongly	Disagree	Somewhat	Neither Agree	Somewhat	Agree	Agree	Strongly	NA	Total
Econ Prosperity	Disagree	Disagree	Disagree	Disagree	Disagree	Disagree	Disagree	Disagree	Disagree	Disagree
Neighborhoods	Disagree	Disagree	Disagree	Disagree	Disagree	Disagree	Disagree	Disagree	Disagree	Disagree
South Lake	1		0		2	6	22			31
Castle Heights	1		0	2		27	53		2	85
Lehigh Gardens	2		0			9	13			24
East Lakeview	0		0		1	7	11			19
Historic North	1		0	1	1	14	27			44
Western Gardens	0	1	0		1	9	22			33
The Arbors	0		0	1		6	12			19
Founders Square	0		0		4	16	31			51
Historic South	0		0	1		5	35			41
City Central	0	1	0	1	2	5	11	1		21
Hildreth Hill	0		0		1	17	47			65
In City	2		0		3	13	26	1		45
Total in City	7	2	0	6	15	134	310	4		478
Town of Geneva	5		0	1	4	20	47	1		78
Within 14456	3		0		2	5	15			25
Outside 14456	1		0	1	2	9	45			58
NA	2		0			3	6	1		12
Total not in City	11	0	0	2	8	37	113	2		173
Total in City	7	2	0	6	15	134	310	4		478
Grand Total	18	2	0	8	23	171	423	6		651
										average
										6.4839
										6.5301
										6.1250
										6.5263
										6.4318
										6.5152
										6.5263
										6.5294
										6.8049
										6.1500
										6.7077
										6.2955
										6.5063
										6.2078
										5.9200
										6.6207
										5.6364
										6.2690
										6.5063
										6.4434

APPENDIX C

TABLES FOR COMPREHENSIVE MASTER PLAN SURVEY OF RESIDENTS FOR QUESTIONS 15 - 28 BY NEIGHBORHOOD
BY INDIVIDUAL RESPONSES AND THE AVERAGE SCORE BY NEIGHBORHOOD

Table C-6: Question 22 (Vision - Beautiful) by Neighborhood										
Neighborhoods	Strongly	Disagree	Somewhat	Neither Agree	Somewhat	Agree	Agree	Strongly	NA	Total
Vision Beautiful	Disagree	Disagree	Disagree	Disagree	Disagree	Disagree	Disagree	Disagree	Disagree	Disagree
Neighborhoods	Disagree	Disagree	Disagree	Disagree	Disagree	Disagree	Disagree	Disagree	Disagree	Disagree
South Lake	0					3	13	15		31
Castle Heights	1	1		4		13	33	32	1	85
Lehigh Gardens	1		1			4	9	9		24
East Lakeview	0			1		5	8	6		20
Historic North	1					5	18	18		42
Western Gardens	1					4	14	14		33
The Arbors	0		2	1		1	6	8		18
Founders Square	1	1	1			10	19	19		51
Historic South	0			1		4	12	23		40
City Central	0			2		6	6	4		18
Hildreth Hill	0			2		10	24	27		63
In City	0	1	1	3		6	13	18		42
Total in City	5	3	5	14		71	175	193	1	467
Town of Geneva	0	2	1	5		9	18	40		75
Within 14456	0			1		5	9	11		26
Outside 14456	0		1	1		5	20	27		54
NA	0	1					2	6		9
Total not in City	0	3	2	7		19	49	84	0	164
Total in City	5	3	5	14		71	175	193	1	467
Grand Total	5	7	7	21		91	224	279	1	635
										average
										6.3871
										6.0238
										5.8750
										5.9500
										6.1905
										6.1515
										5.9444
										5.9412
										6.4250
										5.6667
										6.2063
										5.9762
										6.0901
										6.1333
										6.1538
										6.3148
										6.2222
										6.2012
										6.0901
										6.1136

APPENDIX C

TABLES FOR COMPREHENSIVE MASTER PLAN SURVEY OF RESIDENTS FOR QUESTIONS 15 - 28 BY NEIGHBORHOOD BY INDIVIDUAL RESPONSES AND THE AVERAGE SCORE BY NEIGHBORHOOD

Table C-7: Question 22 (Vision-Diverse[economically]) by Neighborhood														
Diverse		Strongly		Somewhat	Neither Agree	Somewhat			Strongly					
Neighborhoods		Disagree	Disagree	Disagree	Disagree	Disagree	nor	Disagree	Agree	Agree	Agree	NA	Total	average
South Lake							7		6	13	4		30	5.4667
Castle Heights		3	1	2	10	17			21	30		1	85	5.5119
Lehigh Gardens		1		1		4			4	14			24	5.6667
East Lakeview				2	2	3			4	9			20	5.5500
Historic North		1		2	10	6			9	15			43	5.3488
Western Gardens		1		1	1	4			10	16			33	5.8788
The Arbors				1	2	2			9	5			19	6.0000
Founders Square		2	2	1	4	9			12	21			51	5.4902
Historic South				2	1	5			17	16			41	6.0976
City Central			3	1	2	3			3	5			17	4.8824
Hildreth Hill		3	2		9	9			19	22			64	5.5156
In City		1		1	8	13			9	10			42	5.3333
Total in City		12	8	14	56	81			121	176		1	469	5.5598
Town of Geneva		1	2	2	12	12			22	24			75	5.5600
Within 14456			2	1	1	3			2	17			26	5.4615
Outside 14456			1	1	5	10			19	18			54	5.8519
NA			1		1	1			5	4			12	5.8333
Total not in City		1	6	4	19	26			48	63		0	167	5.6587
Total in City		12	8	14	56	81			121	176		1	469	5.5598
Total		13	14	18	75	107			169	239		1	636	5.5858
Grand Total		13	14	18	75	107			169	239		1	636	

APPENDIX C

TABLES FOR COMPREHENSIVE MASTER PLAN SURVEY OF RESIDENTS FOR QUESTIONS 15 - 28 BY NEIGHBORHOOD
BY INDIVIDUAL RESPONSES AND THE AVERAGE SCORE BY NEIGHBORHOOD

Neighborhoods		Strongly	Disagree	Somewhat	Neither Agree	Somewhat	Agree	Strongly	NA	Grand	
Connected		Disagree	Disagree	Disagree	nor	Disagree	Agree	Agree	NA	Total	average
Neighborhoods											
South Lake		0		2	4		12	3		30	30
Castle Heights		0	2	4	12		30	23	1	84	84
Lehigh Gardens		1		1			11	3		24	24
East Lakeview		0		2	2		8	4		20	20
Historic North		1	2	3	5		11	10		43	43
Western Gardens		2		1	6		8	7		33	33
The Arbors		1			3		1	6		19	19
Founders Square		3		1	3		20	12		50	50
Historic South		0	1	3	2		17	13		41	41
City Central		1	1	2	5		6	2		18	18
Hildreth Hill		2	1	2	7		20	15		63	63
In City		0	2	3	8		10	9		40	40
Total in City		11	9	24	57		161	107	1	465	465
Town of Geneva		2	4	3	9		24	17		75	75
Within 14456		0	4		3		14	2		26	26
Outside 14456		2		4	8		13	23		54	54
NA		0	1				4	4		9	9
Total not in City		4	9	7	20		55	46	0	164	164
Total in City		11	9	24	57		161	107	1	465	465
Grand Total		15	18	31	77		216	153	1	629	629
		15	18	31	77		216	153	1	629	629

APPENDIX C

TABLES FOR COMPREHENSIVE MASTER PLAN SURVEY OF RESIDENTS FOR QUESTIONS 15 - 28 BY NEIGHBORHOOD
BY INDIVIDUAL RESPONSES AND THE AVERAGE SCORE BY NEIGHBORHOOD

Table C-9: Question 22 (Vision - Fair/Social Equity) by Neighborhood										
Neighborhoods	Strongly	Disagree	Somewhat	Neither Agree nor Disagree	Somewhat	Agree	Strongly	NA	Grand	
Natural Setting	Disagree								Total	average
Fair										
South Lake	0	1	2	1		11	9		31	5.6774
Castle Heights	1	4	6	11		24	24	1	82	5.4074
Lehigh Gardens	1	1	3			6	7		24	5.2917
East Lakeview	0	1	2	1		6	7		20	5.6000
Historic North	2	3	3	4		14	11		43	5.2093
Western Gardens	3		1	5		9	13		32	5.5000
The Arbors	0	1		4		5	8		19	5.7368
Founders Square	3	3	3	5		18	15		51	5.3137
Historic South	0	3	2	2		10	17		40	5.7250
City Central	0			4		5	4		17	5.5294
Hildreth Hill	4	3	2	12		23	11		63	5.0635
In City	3	2	2	9		9	9		41	4.9024
Total in City	17	22	26	58		140	135	1	463	5.3593
Town of Geneva	2	4	5	10		20	22		74	5.3243
Within 14456	0	2	3			15	2		26	5.2692
Outside 14456	3	3	2	6		14	20		54	5.4259
NA	0	2		1		2	5		12	5.4167
Total not in City	5	11	10	17		51	49	0	166	5.3554
Total in City	17	22	26	58		140	135	1	463	5.3593
Total	22	33	36	75		191	184	1	629	5.3583
Grand Total	22	33	36	75		191	184	1	629	

APPENDIX C

TABLES FOR COMPREHENSIVE MASTER PLAN SURVEY OF RESIDENTS FOR QUESTIONS 15 - 28 BY NEIGHBORHOOD
BY INDIVIDUAL RESPONSES AND THE AVERAGE SCORE BY NEIGHBORHOOD

Table C-10: Question 22 (Vision - Sustainable [environmentally and fiscally]) by Neighborhood										
Neighborhoods	Strongly	Disagree	Somewhat	Neither Agree	Somewhat	Agree	Strongly	NA	Grand	
Sustainable Neighborhoods										
South Lake	0		1	3		9	14		31	6.0323
Castle Heights	0	2	2	8		22	31	1	83	5.8049
Lehigh Gardens	1		1	2		10	6		24	5.5833
East Lakeview	0	1		2		10	4		20	5.6500
Historic North	1	1	2	2		18	13		43	5.7209
Western Gardens	2	3		1		5	17		32	5.6563
The Arbors	0		1	2		5	10		19	6.1053
Founders Square	2		4	1		14	19		51	5.6863
Historic South	0	1	1	2		14	17		40	6.0250
City Central	0		1	2		6	5		17	5.7059
Hildreth Hill	1		2	7		26	17		64	5.7031
In City	2	1	3	6		14	10		41	5.2683
Total in City	9	9	18	38		153	163	1	465	5.7371
Town of Geneva	3	1	2	8		25	26		74	5.6757
Within 14456	0		5			12	9		26	5.7692
Outside 14456	0		3	4		10	30		54	6.1111
NA	1					3	7		12	6.0833
Total not in City	4	1	10	12		50	72	0	166	5.8614
Total in City	9	9	18	38		153	163	1	465	5.7371
Grand Total	13	10	28	50		203	235	1	631	5.7698
Grand Total	13	10	28	50		203	235	1	631	

APPENDIX C

TABLES FOR COMPREHENSIVE MASTER PLAN SURVEY OF RESIDENTS FOR QUESTIONS 15 - 28 BY NEIGHBORHOOD
BY INDIVIDUAL RESPONSES AND THE AVERAGE SCORE BY NEIGHBORHOOD

Table C11: Question 24 (Retaining and attracting middle income households) by Neighborhood												
Neighborhoods	Strongly		Somewhat	Neither Agree	Somewhat	Agree	Strongly			Grand		
More Middle Inc HH	Disagree	Disagree	Disagree	nor	Disagree	Agree	Agree	NA	Total	average		
Neighborhoods												
South Lake	0	2		1		5	9		31	5.9677		
Castle Heights	4	4	7	4		14	27	2	85	5.3253		
Lehigh Gardens	2	1	1	2		4	7		23	5.1739		
East Lakeview	3		1	1		4	3		20	5.2000		
Historic North	2	1	1	1		5	15	1	43	5.8333		
Western Gardens	0			3		4	11		33	6.1515		
The Arbors	1		1			2	9		19	5.7895		
Founders Square	2	1	2			5	17	2	51	5.9388		
Historic South	1	1		2		6	14	1	41	5.9250		
City Central	1			1		1	3	1	17	6.1250		
Hildreth Hill	2		1	5		11	17	1	65	5.9063		
In City	6	1	2	2		4	14	1	43	5.1667		
Total in City	24	11	16	22		65	146	9	471	5.6905		
Town of Geneva	5	3	2	5		9	25	4	76	5.4583		
Within 14456	2			1		6	7		25	5.6400		
Outside 14456	3		1	2		5	14	1	55	6.0370		
NA	1						5	1	12	6.0000		
Total not in City	11	3	3	8		20	51	6	168	5.7160		
Total in City	24	11	16	22		65	146	9	471	5.6905		
Grand Total	35	14	19	30		85	197	14	639	5.6880		

APPENDIX C

TABLES FOR COMPREHENSIVE MASTER PLAN SURVEY OF RESIDENTS FOR QUESTIONS 15 - 28 BY NEIGHBORHOOD
BY INDIVIDUAL RESPONSES AND THE AVERAGE SCORE BY NEIGHBORHOOD

Table C-12: Question 26 (Working well-Downtown) By Neighborhood									
Neighborhoods	Strongly	Disagree	Somewhat	Neither Agree nor Disagree	Somewhat	Agree	Strongly	NA	Grand
Downtown	Disagree	Disagree	Disagree	Disagree	Disagree	Disagree	Disagree	Disagree	Disagree
Neighborhoods									
South Lake	0	5	6	1	7	7	1		27
Castle Heights	3	5	16	1	28	19	5	1	78
Lehigh Gardens	1	3	6	1	6	4	3		24
East Lakeview	0	4	2	1	7	4		1	19
Historic North	1	3	9	2	14	10	1		40
Western Gardens	0	4	7	3	8	6	3		31
The Arbors	1	6	4	1	4	2			18
Founders Square	0		9	5	18	14	4		50
Historic South	1	2	5	1	10	11	7		37
City Central	0		2	2	6	4	2	2	18
Hildreth Hill	3	7	4	5	20	17	6		62
In City	5	3	6	3	16	4	2	2	41
Total in City	15	42	76	26	144	102	34	6	445
Town of Geneva	2	6	12	3	24	18	5	1	71
Within 14456	2		6	3	9	2	1		23
Outside 14456	0	5	10	1	20	11	2	1	50
NA	0	1		1	4	3	3		12
Total not in City	4	12	28	8	57	34	11	2	156
Total in City	15	42	76	26	144	102	34	6	445
Grand Total	19	54	104	34	201	136	45	8	601
									average
									4.2963
									4.5974
									4.3333
									4.2778
									4.4750
									4.4516
									3.3889
									4.9800
									5.1081
									5.1250
									4.7258
									4.0769
									4.5581
									4.6429
									4.1739
									4.5714
									5.4167
									4.6104
									4.5581
									4.5717

APPENDIX C

TABLES FOR COMPREHENSIVE MASTER PLAN SURVEY OF RESIDENTS FOR QUESTIONS 15 - 28 BY NEIGHBORHOOD
BY INDIVIDUAL RESPONSES AND THE AVERAGE SCORE BY NEIGHBORHOOD

Table C-13: Question 26 (Working well-main entryways) by Neighborhood										
Neighborhoods	Strongly	Disagree	Somewhat	Neither Agree nor Disagree	Somewhat	Agree	Strongly	NA	Grand	
Main Entryways	Disagree	Disagree	Disagree	Disagree	Disagree	Disagree	Disagree	Disagree	Disagree	Disagree
Neighborhoods										
South Lake	1	2	9	4	8	5	2		31	4.2581
Castle Heights	2	5	19	8	22	21	3	2	82	4.4750
Lehigh Gardens	3	1	5	1	4	6	3		23	4.3913
East Lakeview	2	1	5	1	5	6			20	4.2000
Historic North	3	5	5	3	9	12	4		41	4.5122
Western Gardens	2	3	5	2	6	11	3		32	4.6250
The Arbors	1	3	3	2	6	4			19	4.1053
Founders Square	1	3	13	5	15	11	3		51	4.4706
Historic South	6	5	8	3	11	5	2		40	3.7750
City Central	0	1	1	2	6	6	1	2	19	5.0588
Hildreth Hill	3	9	8	5	18	18	1		62	4.3548
In City	1	4	3	5	14	12	1	1	41	4.6750
Total in City	25	42	84	41	124	117	23	5	461	4.4035
Town of Geneva	2	6	15	8	20	15	10	1	77	4.6184
Within 14456	2	1	4	2	4	10	2		25	4.7200
Outside 14456	3	4	8	2	20	12	4	1	54	4.5849
NA	0	2	3	1	3	2	1		12	4.2500
Total not in City	7	13	30	13	47	39	17	2	168	4.5964
Total in City	25	42	84	41	124	117	23	5	461	4.4035
Grand Total	32	55	114	54	171	156	40	7	629	4.4550

APPENDIX C

TABLES FOR COMPREHENSIVE MASTER PLAN SURVEY OF RESIDENTS FOR QUESTIONS 15 - 28 BY NEIGHBORHOOD
BY INDIVIDUAL RESPONSES AND THE AVERAGE SCORE BY NEIGHBORHOOD

Table C-14: Question 26 (Working well-Housing options for upper income households) by Neighborhood										
Neighborhoods	Strongly	Disagree	Somewhat	Neither Agree	Somewhat	Agree	Strongly	NA	Grand	
Housing High Inc	Disagree	Disagree	Disagree	nor	Disagree	Agree	Agree	NA	Total	average
Neighborhoods										
South Lake	2	3	2	4		5	11	1	30	4.6552
Castle Heights	8	9	16	11		9	12	3	81	4.1795
Lehigh Gardens	3	2	1	5		4	6	1	23	4.2273
East Lakeview	2	3	1	4		5	3	1	20	4.0526
Historic North	1	1	1	6		5	14	2	41	5.5385
Western Gardens	1	2	5	6		8	6		33	4.6970
The Arbors	1	2		3		2	5		18	5.1111
Founders Square	1	5	5	4		7	15	1	51	5.1600
Historic South	0	4	6	2		10	8	2	39	4.8919
City Central	0	1	1	5		4	4	2	19	4.8824
Hildreth Hill	1	5	6	9		9	25		63	5.0159
In City	3	5	3	7		9	10	1	41	4.4000
Total in City	23	42	47	66		77	119	14	459	4.7371
Town of Geneva	7	8	7	10		15	16	3	76	4.4521
Within 14456	2		2	7		7	5		25	4.6000
Outside 14456	1	4	7	4		8	14	7	52	4.8667
NA	0	1	1	1		1	3	3	12	5.1111
Total not in City	10	13	17	22		31	38	13	165	4.6382
Total in City	23	42	47	66		77	119	14	459	4.7371
Grand Total	33	55	64	88		108	157	27	624	4.7119

APPENDIX C

TABLES FOR COMPREHENSIVE MASTER PLAN SURVEY OF RESIDENTS FOR QUESTIONS 15 - 28 BY NEIGHBORHOOD
BY INDIVIDUAL RESPONSES AND THE AVERAGE SCORE BY NEIGHBORHOOD

Table C-15: Question 26 (Working well-Housing options for middle income households) by Neighborhood												
Neighborhoods	Strongly		Somewhat	Neither Agree	Somewhat	Agree	Strongly		Grand			
Housing Middle	Disagree								Total	average		
Neighborhoods												
South Lake	2	3	4	7	7	5	1	1	30	4.1379		
Castle Heights	3	3	16	11	19	23	5	2	82	4.6125		
Lehigh Gardens	3		3	2	5	7	1	2	23	4.4762		
East Lakeview	2	2	6	1	5	4			20	3.8500		
Historic North	2	2	7	6	6	11	5	2	41	4.6667		
Western Gardens	1	5	4	5	13	4	1		33	4.2121		
The Arbors	2	1	4	4	3	3	1	1	19	4.0000		
Founders Square	2	6	8	2	12	13	7	1	51	4.6600		
Historic South	1	1	4	4	16	11	2	1	40	4.8974		
City Central	1		4	4	5	3		2	19	4.2353		
Hildreth Hill	2	8	12	4	16	17	5	1	65	4.4844		
In City	2	3	3	7	13	8	3	2	41	4.5897		
Total in City	23	34	75	57	120	109	31	15	464	4.4878		
Town of Geneva	4	5	10	13	24	14	2	4	76	4.3611		
Within 14456	1	1	6	7	8	3			26	4.1154		
Outside 14456	1	3	7	8	13	9	5	6	52	4.6522		
NA	0	1	2	2		3	3	1	12	5.0000		
Total not in City	6	10	25	30	45	29	10	11	166	4.4516		
Total in City	23	34	75	57	120	109	31	15	464	4.4878		
Grand Total	29	44	100	87	165	138	41	26	630	4.4785		

APPENDIX C

TABLES FOR COMPREHENSIVE MASTER PLAN SURVEY OF RESIDENTS FOR QUESTIONS 15 - 28 BY NEIGHBORHOOD
BY INDIVIDUAL RESPONSES AND THE AVERAGE SCORE BY NEIGHBORHOOD

Table 16: Question 26 (Working well-Housing options for lower income households) by Neighborhoods										
Neighborhoods	Strongly	Disagree	Somewhat	Neither Agree	Somewhat	Agree	Strongly	NA	Grand	
Housing Lower Neighborhoods										average
South Lake	2	4	5	10	3	4	1	1	30	3.8276
Castle Heights	4	6	13	15	16	16	6	4	80	4.3816
Lehigh Gardens	5	4	4	1	6	3			23	3.3478
East Lakeview	3	6	3	2	4	2			20	3.2000
Historic North	2	6	9	5	2	8	7	2	41	4.3077
Western Gardens	2	2	5	3	12	6	2		32	4.4688
The Arbors	3	1	3	5	1	2	3	1	19	4.0000
Founders Square	1	7	10	6	13	8	3	3	51	4.2292
Historic South	4	6	10	4	7	5	2	2	40	3.7105
City Central	1	3	5	1	3	2	1	2	18	3.7500
Hildreth Hill	6	8	12	9	8	11	6	3	63	4.0333
In City	4	4	2	10	7	6	2	5	40	4.0857
Total in City	37	57	81	71	82	73	33	23	457	4.0484
Town of Geneva	5	7	8	17	11	14	7	7	76	4.3333
Within 14456	3	2	6	7	5	3			26	3.6923
Outside 14456	5	3	12	5	9	5	3	9	51	3.8810
NA	0	2	2	2		2	1	3	12	4.1111
Total not in City	13	14	28	31	25	24	11	19	165	4.0753
Total in City	37	57	81	71	82	73	33	23	457	4.0484
Grand Total	50	71	109	102	107	97	44	42	622	4.0552

APPENDIX C

TABLES FOR COMPREHENSIVE MASTER PLAN SURVEY OF RESIDENTS FOR QUESTIONS 15 - 28 BY NEIGHBORHOOD
BY INDIVIDUAL RESPONSES AND THE AVERAGE SCORE BY NEIGHBORHOOD

Table C-17: Question 26 (Working well-Housing options for lowest income households) by Neighborhoods										
Neighborhoods	Strongly	Disagree	Somewhat	Neither Agree	Somewhat	Agree	Agree	Strongly	NA	Total
Hous HH Struggling										Grand
Neighborhoods	Disagree	Disagree	Disagree	nor	Agree	Agree	Agree	Agree	NA	Total
South Lake	4	8	2	8	3	3	3		3	31
Castle Heights	5	11	16	10	15	15	15	6	4	82
Lehigh Gardens	6	1	6	1	2	3	3	2	1	22
East Lakeview	2	6	2	3	3	2	2	2		20
Historic North	5	7	3	7	9	5	5	3	2	41
Western Gardens	3	5	1	9	5	7	7	1	1	32
The Arbors	4	4	2	3	2	1	1	2	1	19
Founders Square	9	8	4	12	6	6	6	3	3	51
Historic South	10	10	5	6	2	3	3	2	2	40
City Central	1	3	4	4	2	2	2	1	2	19
Hildreth Hill	9	10	17	7	6	8	8	6	2	65
In City	6	5	2	11	7	3	3	2	5	41
Total in City	64	78	64	81	62	58	58	30	26	463
Town of Geneva	7	8	12	16	6	9	9	10	7	75
Within 14456	3	3	7	7	3	2	2	1		26
Outside 14456	7	7	8	9	6	3	3	3	9	52
NA	1	2	1	1	2	1	1	1	3	12
Total not in City	18	20	28	33	17	15	15	15	19	165
Total in City	64	78	64	81	62	58	58	30	26	463
Grand Total	82	98	92	114	79	73	73	45	45	628
										average
										3.2500
										4.1282
										3.4286
										3.6500
										3.8974
										4.0645
										3.3333
										3.5833
										2.9211
										3.7647
										3.6190
										3.6944
										3.6705
										4.0735
										3.5385
										3.4884
										3.8889
										3.7945
										3.6705
										3.7015

APPENDIX C

TABLES FOR COMPREHENSIVE MASTER PLAN SURVEY OF RESIDENTS FOR QUESTIONS 15 - 28 BY NEIGHBORHOOD
BY INDIVIDUAL RESPONSES AND THE AVERAGE SCORE BY NEIGHBORHOOD

Table C-18: Question 26 (Working well-Geneva Parks) by Neighborhood											
Neighborhoods	Strongly	Disagree	Somewhat	Neither Agree	Somewhat	Agree	Agree	Strongly	NA	Total	average
Geneva Parks											
Neighborhoods	Disagree	Disagree	Disagree	nor Disagree	Disagree	Agree	Agree	Agree	NA	Total	average
South Lake	0	2	4	6	10	22	26	7	4	31	4.7097
Castle Heights	1	3	9	6	22	26	10	10	4	81	5.1169
Lehigh Gardens	4	5	4	1	3	4	2	2		23	3.6087
East Lakeview	1	2	3	1	5	4	3	3		19	4.6316
Historic North	3	2	7	1	9	16	2	2	1	41	4.6750
Western Gardens	0	3	3	3	9	10	5	5		33	5.0606
The Arbors	0	2		5	7	4			1	19	4.6111
Founders Square	0		8	5	17	17	3	3		50	5.0400
Historic South	0	3	6	2	13	9	6	6	2	41	4.9487
City Central	0	2	2	3	4	5	2	2	1	19	4.7778
Hildreth Hill	0	1	10	12	16	21	5	5		65	4.9385
In City	1	1	3	8	13	10	4	4	1	41	4.9250
Total in City	10	26	59	53	128	133	44	44	10	463	4.8499
Town of Geneva	1	1	8	7	26	17	12	12	2	74	5.1528
Within 14456	1	3	5	4	7	4	2	2		26	4.2692
Outside 14456	0	2	4	8	16	14	3	3	3	50	4.9574
NA	0	1		1	3	3	4	4		12	5.5833
Total not in City	2	7	17	20	52	38	21	21	5	162	4.9809
Total in City	10	26	59	53	128	133	44	44	10	463	4.8499
Grand Total	12	33	76	73	180	171	65	65	15	625	4.8836

APPENDIX C

TABLES FOR COMPREHENSIVE MASTER PLAN SURVEY OF RESIDENTS FOR QUESTIONS 15 - 28 BY NEIGHBORHOOD
BY INDIVIDUAL RESPONSES AND THE AVERAGE SCORE BY NEIGHBORHOOD

Table C19: Question 26 (Working well-Overall beauty of the city) by Neighborhoods										
Neighborhoods	Strongly	Disagree	Somewhat	Neither Agree	Somewhat	Agree	Agree	Strongly	NA	Total
Overall Beauty	Disagree	Disagree	Disagree	Disagree	Disagree	Disagree	Disagree	Disagree	Disagree	Disagree
Neighborhoods	Disagree	Disagree	Disagree	Disagree	Disagree	Disagree	Disagree	Disagree	Disagree	Disagree
South Lake	0	1	1	2	13	10	2	2	1	30
Castle Heights	1	4	5	5	31	24	9	9	1	80
Lehigh Gardens	0	1	5	3	3	9	2	2		23
East Lakeview	0	2	1	1	8	6	2	2		20
Historic North	1	3	3	1	17	13	2	2		40
Western Gardens	0	1	2	3	10	11	6	6		33
The Arbors	0	3	2	3	4	5	2	2		19
Founders Square	0		5	5	18	20	2	2	1	51
Historic South	0	1	6	4	11	14	4	4	1	41
City Central	0	1	2		7	7	1	1	1	19
Hildreth Hill	0	5	5	5	21	20	7	7	1	64
In City	3	1	2	4	12	14	4	4	1	41
Total in City	5	23	39	36	155	153	43	43	7	461
Town of Geneva	1	1	5	7	26	20	11	11	2	73
Within 14456	1	1	3	5	4	9	3	3		26
Outside 14456	0	4	5	8	16	18	2	2		53
NA	0	1		1	4	2	4	4		12
Total not in City	2	7	13	21	50	49	20	20	2	164
Total in City	5	23	39	36	155	153	43	43	7	461
Grand Total	7	30	52	57	205	202	63	63	9	625
										average
										5.2414
										5.1392
										4.8696
										5.0500
										4.9250
										5.3939
										4.6316
										5.1800
										5.0750
										5.1111
										5.0635
										4.9750
										5.0793
										5.2535
										4.8846
										4.8491
										5.5000
										5.0802
										5.0793
										5.0795

APPENDIX C

TABLES FOR COMPREHENSIVE MASTER PLAN SURVEY OF RESIDENTS FOR QUESTIONS 15 - 28 BY NEIGHBORHOOD
BY INDIVIDUAL RESPONSES AND THE AVERAGE SCORE BY NEIGHBORHOOD

Table C-20: Question 26 (Community commitment to the environment) by Neighborhood											
Neighborhoods	Strongly	Disagree	Somewhat	Neither Agree	Somewhat	Agree	Strongly	NA	Total	average	
Commitment Env.	Strongly	Disagree	Somewhat	Neither Agree	Somewhat	Agree	Strongly	NA	Total	average	
Neighborhoods	Disagree	Disagree	Disagree	nor Disagree	Agree	Agree	Agree	NA	Total	average	
South Lake	2	1	4	7	8	6	1	2	31	4.3793	
Castle Heights	2	4	11	11	35	12	3	3	81	4.5513	
Lehigh Gardens	0	3	7	3	4	6			23	4.1304	
East Lakeview	1	4	3	5	4	2	1		20	3.8500	
Historic North	1	1	7	7	15	8	1	1	41	4.5500	
Western Gardens	1	3	2	5	11	8	3		33	4.7576	
The Arbors	3	3	3	2	2	4	2		19	3.8947	
Founders Square	0	2	8	8	13	14	2	3	50	4.7447	
Historic South	1	6	7	4	14	7	1		40	4.2250	
City Central	2	1		6	5	2	1	2	19	4.2353	
Hildreth Hill	0	4	8	6	21	19	6	1	65	4.9531	
In City	2	2		11	13	6	4	3	41	4.7105	
Total in City	15	34	60	75	145	94	25	15	463	4.5246	
Town of Geneva	2	6	7	13	22	17	5	3	75	4.6389	
Within 14456	3	1	5	7	3	5	2		26	4.1154	
Outside 14456	1	2	4	10	20	8	2	3	50	4.6596	
NA	0	1	1	1	6	2	1		12	4.8333	
Total not in City	6	10	17	31	51	32	10	6	163	4.5732	
Total in City	15	34	60	75	145	94	25	15	463	4.5246	
Grand Total	21	44	77	106	196	126	35	21	626	4.5372	

APPENDIX C

TABLES FOR COMPREHENSIVE MASTER PLAN SURVEY OF RESIDENTS FOR QUESTIONS 15 - 28 BY NEIGHBORHOOD BY INDIVIDUAL RESPONSES AND THE AVERAGE SCORE BY NEIGHBORHOOD

Table C-21: Question 26-Financial health of city government) by Neighborhood										
Neighborhoods	Strongly	Disagree	Somewhat	Neither Agree	Somewhat	Agree	Strongly	NA	Total	average
Fin Health City										
Neighborhoods	Disagree	Disagree	Disagree	nor Disagree	Agree	Agree	Agree	NA	Total	average
South Lake	5	4	5	6	6	1	0	2	29	3.2593
Castle Heights	9	11	19	17	13	5	1	6	81	3.4400
Lehigh Gardens	5	4	2	4	5	2			22	3.2727
East Lakeview	3	3	3	5	3	3			20	3.5500
Historic North	4	5	8	11	8	4	1		41	3.7317
Western Gardens	2	6	5	5	7	6	1		32	3.9688
The Arbors	3	4	4	4	1		1	1	18	3.0000
Founders Square	3	5	10	14	7	4		8	51	3.6744
Historic South	6	5	8	13	5		2	1	40	3.3590
City Central	2	3	1	4	4	3		2	19	3.8235
Hildreth Hill	6	7	12	12	15	9	1	3	65	3.8710
In City	8	3	7	10	5	3	1	4	41	3.3784
Total in City	56	60	84	105	79	40	8	27	459	3.5625
Town of Geneva	8	8	16	15	9	9	3	6	74	3.7059
Within 14456	4	3	2	9	2	4	1	1	26	3.7200
Outside 14456	0	3	9	13	14	4	1	8	52	4.2273
NA	0	1		4	2	3		2	12	4.6000
Total not in City	12	15	27	41	27	20	5	17	164	3.9252
Total in City	56	60	84	105	79	40	8	27	459	3.5625
Grand Total	68	75	111	146	106	60	13	44	623	3.6546

APPENDIX C

TABLES FOR COMPREHENSIVE MASTER PLAN SURVEY OF RESIDENTS FOR QUESTIONS 15 - 28 BY NEIGHBORHOOD
BY INDIVIDUAL RESPONSES AND THE AVERAGE SCORE BY NEIGHBORHOOD

Table C-22: Question 26 (Working well-Financial health of the community's economy) by Neighborhood											
Neighborhoods	Strongly	Disagree	Somewhat	Neither Agree	Somewhat	Agree	Strongly	NA	Total	average	
Fin Health Comm	Strongly	Disagree	Somewhat	Neither Agree	Somewhat	Agree	Strongly	NA	Total	average	
Neighborhoods	Disagree	Disagree	Disagree	Disagree	Disagree	Disagree	Disagree	Disagree	Disagree	Disagree	
South Lake	3	3	12	5	6	1		1	31	3.3667	
Castle Heights	10	12	19	16	18	4	1	2	82	3.4500	
Lehigh Gardens	3	6	4	3	5	1			22	3.1818	
East Lakeview	1	4	6	3	5	1			20	3.5000	
Historic North	4	3	12	8	10	2	1		40	3.6750	
Western Gardens	3	7	3	4	9	5	1		32	3.8750	
The Arbors	2	3	5	4	2		2	1	19	3.5000	
Founders Square	4	3	12	13	8	5		5	50	3.7333	
Historic South	2	8	13	6	6	3	1		39	3.4872	
City Central	2	1	4	3	4	2		2	18	3.7500	
Hildreth Hill	5	7	12	13	15	10	1	2	65	3.9524	
In City	9	3	7	11	6	1	1	3	41	3.2368	
Total in City	48	60	109	89	94	35	8	16	459	3.5824	
Town of Geneva	4	13	20	16	10	6	4	1	74	3.6712	
Within 14456	3	5	4	8	3	3			26	3.4615	
Outside 14456	1	6	19	7	11	6		2	52	3.7800	
NA	0	1	1	3		6	1		12	5.0000	
Total not in City	8	25	44	34	24	21	5	3	164	3.7702	
Total in City	48	60	109	89	94	35	8	16	459	3.5824	
Grand Total	56	85	153	123	118	56	13	19	623	3.6325	

APPENDIX C

TABLES FOR COMPREHENSIVE MASTER PLAN SURVEY OF RESIDENTS FOR QUESTIONS 15 - 28 BY NEIGHBORHOOD
BY INDIVIDUAL RESPONSES AND THE AVERAGE SCORE BY NEIGHBORHOOD

Table C-23: Question 27 (Use of property tax-quality of streets and infrastructure in City) by Neighborhood										
Neighborhoods	Strongly	Disagree	Disagree	Somewhat	Neither Agree	Somewhat	Agree	Agree	Strongly	
Improve Streets	Strongly	Disagree	Disagree	Somewhat	Neither Agree	Somewhat	Agree	Agree	Strongly	Grand
Neighborhoods	Disagree	Disagree	Disagree	Somewhat	Neither Agree	Somewhat	Agree	Agree	Strongly	Total
South Lake	1	2	1	14	3	14	3	6		30
Castle Heights	9	5	5	30	13	30	15	6		83
Lehigh Gardens	3	7	4	5		5	3	1		23
East Lakeview	0	1		7	5	7	5	1		19
Historic North	0	2	4	20	3	20	10	2		41
Western Gardens	1		6	11	2	11	10	2		32
The Arbors	3	1	2	5	2	5	6			19
Founders Square	2	6	1	19	5	19	14	4		51
Historic South	3	3	1	15	7	15	9	2		40
City Central	1	1	3	3	4	3	4	3		19
Hildreth Hill	4	3	2	21	11	21	17	3		61
In City	4	1	6	13	5	13	10	2		41
Total in City	31	32	35	163	60	163	106	32		459
Town of Geneva	5	2	6	24	14	24	17	7		75
Within 14456	2	2	3	8	2	8	8			25
Outside 14456	1	2	6	24	6	24	9	3		51
NA	1			3	1	3	6			11
Total not in City	9	6	15	59	23	59	40	10		162
Total in City	31	32	35	163	60	163	106	32		459
Grand Total	40	38	50	222	83	222	146	42		621
										average
										5.0000
										4.4337
										3.4348
										4.9474
										4.9268
										4.8750
										4.2105
										4.7843
										4.5750
										4.6316
										4.7213
										4.4634
										4.6078
										4.7200
										4.4400
										4.7451
										5.0909
										4.7099
										4.6078
										4.6345

APPENDIX C

TABLES FOR COMPREHENSIVE MASTER PLAN SURVEY OF RESIDENTS FOR QUESTIONS 15 - 28 BY NEIGHBORHOOD
BY INDIVIDUAL RESPONSES AND THE AVERAGE SCORE BY NEIGHBORHOOD

Table C-24: Question 27 (Use of property tax to Improve infrastructure of city at main intersections) by Neighborhood												
Neighborhoods	Strongly	Disagree	Disagree	Somewhat	Neither Agree	Somewhat	Agree	Agree	Strongly	NA	Total	average
Impr Main Intersec											Grand	
Neighborhoods	Disagree	Disagree	Disagree	Somewhat	Neither Agree	Somewhat	Agree	Agree	Strongly	NA	Total	average
South Lake	1	2	1	13	5	13	5	4			31	4.8710
Castle Heights	9	6	4	31	15	31	10	7			82	4.3537
Lehigh Gardens	4	7	4	4	1	4	2				22	3.0000
East Lakeview	0	1		8	6	8	4				19	4.7368
Historic North	0	3	5	20	4	20	7	2			41	4.7073
Western Gardens	1	1	6	8	8	8	6	2			32	4.4688
The Arbors	3		3	4	4	4	4				18	4.0000
Founders Square	3	5	5	14	6	14	15	3			51	4.5686
Historic South	2	3	1	14	9	14	7	4			40	4.6750
City Central	1			6	7	6	2	3			19	4.8421
Hildreth Hill	5	5	4	20	10	20	14	3			61	4.4590
In City	4	2	6	12	7	12	9	1			41	4.2683
Total in City	33	35	39	154	82	154	85	29			457	4.4442
Town of Geneva	4	3	8	29	8	29	15	8			75	4.7600
Within 14456	2	2	2	7	3	7	9				25	4.5200
Outside 14456	2	2	4	21	8	21	12	3			52	4.7692
NA	1			2	2	2	6				11	5.0000
Total not in City	9	7	14	59	21	59	42	11			163	4.7423
Total in City	33	35	39	154	82	154	85	29			457	4.4442
Grand Total	42	42	53	213	103	213	127	40			620	4.5226

APPENDIX C

TABLES FOR COMPREHENSIVE MASTER PLAN SURVEY OF RESIDENTS FOR QUESTIONS 15 - 28 BY NEIGHBORHOOD
BY INDIVIDUAL RESPONSES AND THE AVERAGE SCORE BY NEIGHBORHOOD

Table C-25: Question 27 (Use of property tax for business development of downtown) by Neighborhood											
Neighborhoods	Strongly	Disagree	Somewhat	Neither Agree	Somewhat	Agree	Agree	Strongly	NA	Total	average
Bus Dev in DT											
Neighborhoods	Disagree	Disagree	Disagree	nor	Disagree	Agree	Agree	Agree	NA	Total	average
South Lake	2	4	4	4	4	4	9	3		30	4.4333
Castle Heights	11	13	9	16	20	10	10	3	1	83	3.7683
Lehigh Gardens	3	8	1	1	5	4	4	1		23	3.5652
East Lakeview	1	3	3	2	6	3	3	1		19	4.1579
Historic North	3	8	5	5	9	9	9	1		40	4.0000
Western Gardens	2	2	5	4	9	7	7	3		32	4.5313
The Arbors	3	2	4	2	3	4	4			18	3.6667
Founders Square	2	7	5	7	12	10	10	8		51	4.6078
Historic South	2	1	4	5	12	9	9	7		40	4.9750
City Central	3		2	1	6	2	2	5		19	4.7368
Hildreth Hill	5	7	8	7	16	12	12	5		60	4.3000
In City	5	4	5	9	9	5	5	5		42	4.1429
Total in City	42	59	55	63	111	84	84	42	1	457	4.2325
Town of Geneva	6	5	8	12	17	20	20	7		75	4.5600
Within 14456	2	3	4	2	3	9	9	1		24	4.3333
Outside 14456	2	1	4	6	22	11	11	5		51	4.9216
NA	1			3	2	4	4	1		11	4.9091
Total not in City	11	9	16	23	44	44	44	14	0	161	4.6646
Total in City	42	59	55	63	111	84	84	42	1	457	4.2325
Grand Total	53	68	71	86	155	128	128	56	1	618	4.3452

APPENDIX C

TABLES FOR COMPREHENSIVE MASTER PLAN SURVEY OF RESIDENTS FOR QUESTIONS 15 - 28 BY NEIGHBORHOOD
BY INDIVIDUAL RESPONSES AND THE AVERAGE SCORE BY NEIGHBORHOOD

Table C-26: Question 27 (Use of property tax for better parks) by Neighborhood											
Neighborhoods	Strongly	Disagree	Somewhat	Neither Agree	Somewhat	Agree	Strongly	NA	Total	average	
Better Parks											
Neighborhoods	Disagree	Disagree	Disagree	nor Disagree	Agree	Agree	Agree	NA	Total	average	
South Lake	2	3	2	10	9	4	1		31	4.1935	
Castle Heights	10	10	8	27	15	7	4	1	82	3.7901	
Lehigh Gardens	1	7		1	5	5	3		22	4.3182	
East Lakeview	1	2	1	6	6	2	1		19	4.2632	
Historic North	1	5	2	7	13	11	2		41	4.6341	
Western Gardens	1	5	6	4	11	4	1		32	4.0938	
The Arbors	2		5	4	4	2	2		19	4.1579	
Founders Square	5	4	6	10	8	15	2		50	4.3000	
Historic South	1	4	3	9	8	12	2		39	4.6154	
City Central	1		2	5	3	4	4		19	4.9474	
Hildreth Hill	3	4	8	13	16	14	3		61	4.4590	
In City	5	2	3	8	12	8	3		41	4.3659	
Total in City	33	46	46	104	110	88	28	1	456	4.2923	
Town of Geneva	7	2	7	16	19	13	9		73	4.5479	
Within 14456	2	2	4	8	2	5	2		25	4.1600	
Outside 14456	2	1	7	10	17	13	1		51	4.6078	
NA	1			2	2	4	2		11	5.1818	
Total not in City	12	5	18	36	40	35	14	0	160	4.5500	
Total in City	33	46	46	104	110	88	28	1	456	4.2923	
Grand Total	45	51	64	140	150	123	42	1	616	4.3593	

APPENDIX C

TABLES FOR COMPREHENSIVE MASTER PLAN SURVEY OF RESIDENTS FOR QUESTIONS 15 - 28 BY NEIGHBORHOOD
BY INDIVIDUAL RESPONSES AND THE AVERAGE SCORE BY NEIGHBORHOOD

Table C-27: Question 27 (Use of the property tax for new parks and green space) by Neighborhood											
Neighborhoods	Strongly	Disagree	Somewhat	Neither Agree	Somewhat	Agree	Strongly	NA	Total	average	
New Green Spaces											
Neighborhoods	Disagree	Disagree	Disagree	nor	Agree	Agree	Agree				
South Lake	3	5	2	6	10	3	2		31	4.0323	
Castle Heights	11	12	6	17	19	9	6	1	81	3.9000	
Lehigh Gardens	2	5	1	2	5	5	3		23	4.3043	
East Lakeview	2	1	1	5	2	3	4		18	4.6111	
Historic North	4	5	1	3	15	12	1		41	4.4634	
Western Gardens	3	3	7	4	7	2	6		32	4.2188	
The Arbors	2		3	5	5	2	2		19	4.3158	
Founders Square	7	3	4	7	12	9	8		50	4.4600	
Historic South	2	2	3	5	10	9	9		40	5.0500	
City Central	1	1	3		7	1	6		19	5.0000	
Hildreth Hill	3	4	10	6	11	20	6		60	4.7000	
In City	5	2	3	9	11	6	5		41	4.3902	
Total in City	45	43	44	69	114	81	58	1	455	4.4075	
Town of Geneva	7	2	10	13	19	13	11		75	4.5733	
Within 14456	2	3	3	5	4	6	2		25	4.2800	
Outside 14456	4		8	7	11	15	6		51	4.7647	
NA	1			3	2	3	2		11	5.0000	
Total not in City	14	5	21	28	36	37	21	0	162	4.6173	
Total in City	45	43	44	69	114	81	58	1	455	4.4075	
Grand Total	59	48	65	97	150	118	79	1	617	4.4627	

APPENDIX C

TABLES FOR COMPREHENSIVE MASTER PLAN SURVEY OF RESIDENTS FOR QUESTIONS 15 - 28 BY NEIGHBORHOOD
BY INDIVIDUAL RESPONSES AND THE AVERAGE SCORE BY NEIGHBORHOOD

Table C-28: Question 27 (Use of the property tax for incentive for new housing for higher income households) by Neighborhood											
Neighborhoods	Strongly	Disagree	Disagree	Somewhat	Neither Agree	Somewhat	Agree	Agree	Strongly	NA	Grand
Incentives mid/high	Strongly	Disagree	Disagree	Somewhat	Neither Agree	Somewhat	Agree	Agree	Strongly	NA	Grand
Neighborhoods	Disagree	Disagree	Disagree	Disagree	Disagree	Disagree	Disagree	Disagree	Disagree	Disagree	Disagree
South Lake	6	6	4	4	5	5	4	1			31
Castle Heights	15	15	9	9	13	14	13	3		1	83
Lehigh Gardens	7	6	3	3	2	3	2				23
East Lakeview	3	2	3	3	5		4	2			19
Historic North	8	8	2	2	5	6	9	3			41
Western Gardens	6	5	4	4	2	4	4	6			31
The Arbors	6	2			4	2	4				18
Founders Square	11	10	9	9	5	7	6	3			51
Historic South	7	4	4	4	10	3	6	6			40
City Central	2	1	4	4	2	6	2	2			19
Hildreth Hill	7	9	10	10	9	13	8	6			62
In City	7	4	3	3	7	10	5	5			41
Total in City	85	72	55	55	69	73	67	37		1	459
Town of Geneva	10	3	12	12	14	16	14	6			75
Within 14456	3	5	6	6	1	3	6	1			25
Outside 14456	5	2	3	3	12	12	13	4			51
NA	1	1			4	1	3	1			11
Total not in City	19	11	21	21	31	32	36	12		0	162
Total in City	85	72	55	55	69	73	67	37		1	459
Grand Total	104	83	76	76	100	105	103	49		1	621
											3.8452

APPENDIX C

TABLES FOR COMPREHENSIVE MASTER PLAN SURVEY OF RESIDENTS FOR QUESTIONS 15 - 28 BY NEIGHBORHOOD
BY INDIVIDUAL RESPONSES AND THE AVERAGE SCORE BY NEIGHBORHOOD

Table C-29: Question 27 (Use of the property tax for affordable housing for lower income households) by Neighborhood											
Neighborhoods	Strongly	Disagree	Somewhat	Neither Agree	Somewhat	Agree	Agree	Strongly	NA	Total	average
Hous Affordable											
Neighborhoods	Disagree	Disagree	Disagree	nor Disagree	Agree	Agree	Agree	Agree	NA	Total	average
South Lake	7	6	2	5	5	10	12	4	1	31	3.4516
Castle Heights	22	8	14	12	10	5	5	1	1	83	3.3902
Lehigh Gardens	6	7		2	2	5	5	1		23	3.2609
East Lakeview	3	3	1	4	4	3	3	1		19	3.8421
Historic North	8	9	5	4	5	9	9	1		41	3.4878
Western Gardens	5	7	4	2	3	4	4	6		31	3.8710
The Arbors	5	2	2	2	2	3	3	3		19	3.7895
Founders Square	7	6	3	5	7	17	17	6		51	4.4510
Historic South	4	3	6	3	6	8	8	10		40	4.7000
City Central	1		2		4	5	5	7		19	5.5789
Hildreth Hill	14	2	9	10	10	11	11	5		61	3.8689
In City	11	2	2	7	4	6	6	9		41	4.0976
Total in City	93	55	50	56	62	88	88	54	1	459	3.9148
Town of Geneva	12	5	11	9	14	15	15	9		75	4.1867
Within 14456	3	3	4	3	5	4	4	2		24	4.0000
Outside 14456	5	1	3	12	7	17	17	6		51	4.7647
NA	1	1	1	4	2	2	2			11	4.0000
Total not in City	21	10	19	28	28	38	38	17	0	161	4.3292
Total in City	93	55	50	56	62	88	88	54	1	459	3.9148
Grand Total	114	65	69	84	90	126	126	71	1	620	4.0226

APPENDIX C

TABLES FOR COMPREHENSIVE MASTER PLAN SURVEY OF RESIDENTS FOR QUESTIONS 15 - 28 BY NEIGHBORHOOD
BY INDIVIDUAL RESPONSES AND THE AVERAGE SCORE BY NEIGHBORHOOD

Table C-30: Question 27 (Use of property tax to support environmentally sustainable programs) by Neighborhood											
Neighborhoods	Strongly	Disagree	Somewhat	Neither Agree	Somewhat	Agree	Agree	Strongly	NA	Total	average
Env Sustainable										Grand	
Neighborhoods	Disagree	Disagree	Disagree	nor	Disagree	Agree	Agree	Agree	NA	Total	average
South Lake	3	3		6	7	7	13	5		31	4.6774
Castle Heights	10	6	6	16	23			8	1	83	4.3049
Lehigh Gardens	2	4	2	2	5	3	5	5		23	4.4348
East Lakeview	0	2	1	2	7	5	1	1		18	4.8333
Historic North	1	4	1	4	15	5	11			41	5.1220
Western Gardens	3		1	2	11	5	10			32	5.2813
The Arbors	3		2	1	7		6			19	4.7368
Founders Square	5	2	2	4	8	18	12			51	5.1569
Historic South	1	1	3	4	9	9	13			40	5.4500
City Central	2		2	1	2	2	10			19	5.4737
Hildreth Hill	5	3	3	12	18	9	12			62	4.7742
In City	5	1	3	6	9	11	6			41	4.7073
Total in City	40	26	26	60	121	87	99		1	460	4.8584
Town of Geneva	5	1	4	8	25	12	20			75	5.1733
Within 14456	2	2		3	7	6	5			25	4.9600
Outside 14456	2	2	2	6	10	15	14			51	5.3725
NA	1		1	1	1	2	5			11	5.4545
Total not in City	10	5	7	18	43	35	44		0	162	5.2222
Total in City	40	26	26	60	121	87	99		1	460	4.8584
Grand Total	50	31	33	78	164	122	143		1	622	4.9533

APPENDIX C

TABLES FOR COMPREHENSIVE MASTER PLAN SURVEY OF RESIDENTS FOR QUESTIONS 15 - 28 BY NEIGHBORHOOD
BY INDIVIDUAL RESPONSES AND THE AVERAGE SCORE BY NEIGHBORHOOD

Table C-31: Question 28 (Possible priorities-Downtown as a shopping and restaurant center) by Neighborhood											
Neighborhoods	Strongly	Disagree	Somewhat	Neither Agree	Somewhat	Agree	Agree	Strongly	NA	Total	average
Geneva DT Shop											
Neighborhoods	Disagree	Disagree	Disagree	Disagree	Disagree	Disagree	Disagree	Disagree	Disagree	Disagree	Disagree
South Lake	0		1	3	6	12	9			31	5.8065
Castle Heights	3	1	4	8	14	31	21		1	83	5.5122
Lehigh Gardens	1	3		2	3	6	8			23	5.3043
East Lakeview	0		2	2	4	2	9		1	20	5.7368
Historic North	1			3	12	17	9			42	5.6667
Western Gardens	1	1	1	3	7	13	7			33	5.4545
The Arbors	0		1	1	4	9	4			19	5.7368
Founders Square	0	2	3	7	9	15	14			50	5.4800
Historic South	0	1	1	3	3	14	17			39	6.0256
City Central	1		1	2	3	3	6		1	17	5.4375
Hildreth Hill	0	1		7	10	27	18			63	5.8413
In City	1	1	1	7	10	12	9			41	5.3415
Total in City	8	10	15	48	85	161	131		3	461	5.6179
Town of Geneva	3	3	1	3	16	19	28		1	74	5.6712
Within 14456	0	1		4	5	9	6			25	5.5600
Outside 14456	0		3	9	13	13	17			55	5.5818
NA	1					5	5		1	12	6.0000
Total not in City	4	4	4	16	34	46	56		2	166	5.6463
Total in City	8	10	15	48	85	161	131		3	461	5.6179
Grand Total	12	14	19	64	119	207	187		5	627	5.6254

APPENDIX C

TABLES FOR COMPREHENSIVE MASTER PLAN SURVEY OF RESIDENTS FOR QUESTIONS 15 - 28 BY NEIGHBORHOOD
BY INDIVIDUAL RESPONSES AND THE AVERAGE SCORE BY NEIGHBORHOOD

Table C-32: Question 28 (Possible priorities-Geneva more affordable to low income households) by Neighborhood												
Neighborhoods	Strongly	Disagree	Disagree	Somewhat	Neither Agree	Somewhat	Agree	Agree	Strongly	NA	Total	average
Affordable City												
Neighborhoods	Disagree	Disagree	Disagree	Somewhat	Neither Agree	Somewhat	Agree	Agree	Strongly	NA	Total	average
South Lake	5	6	4		5	4	5	0		1	30	3.4138
Castle Heights	21	9	12		10	13	9	8		1	83	3.5366
Lehigh Gardens	5	5			2	4	4	3			23	3.8261
East Lakeview	1	4	1		5	5	2	1		1	20	4.0000
Historic North	8	8	7		5	4	5	4		1	42	3.4878
Western Gardens	4	4	3		7	4	6	5			33	4.2424
The Arbors	4	2	2		3	3	1	4			19	3.9474
Founders Square	5	3	7		8	7	13	8			51	4.5686
Historic South	4	5	3		6	6	11	5			40	4.4500
City Central	0		2		1	3	5	5		1	17	5.6250
Hildreth Hill	10	12	9		5	8	10	9			63	3.8730
In City	6	3	7		3	4	6	9		2	40	4.3158
Total in City	73	61	57		60	65	77	61		7	461	4.0088
Town of Geneva	12	9	8		13	16	8	7		2	75	3.8767
Within 14456	2	2	5		5	6	3	2			25	4.1200
Outside 14456	7	2	7		10	10	12	8			56	4.4643
NA	0		1		2	1	4	2		2	12	5.4000
Total not in City	21	13	21		30	33	27	19		4	168	4.2073
Total in City	73	61	57		60	65	77	61		7	461	4.0088
Grand Total	94	74	78		90	98	104	80		11	629	4.0615

APPENDIX C

TABLES FOR COMPREHENSIVE MASTER PLAN SURVEY OF RESIDENTS FOR QUESTIONS 15 - 28 BY NEIGHBORHOOD
BY INDIVIDUAL RESPONSES AND THE AVERAGE SCORE BY NEIGHBORHOOD

Table C-33: Question 28(Possible priorities-converting Geneva to a carbon free city) by Neighborhood										
Neighborhoods	Strongly	Disagree	Somewhat	Neither Agree	Somewhat	Agree	Strongly	NA	Grand	
Carbon Neutral	Disagree			nor	Disagree	Agree	Agree		Total	average
Neighborhoods										
South Lake	4	1		9		6	5		31	4.6129
Castle Heights	4	6	2	17		23	18	2	81	4.7595
Lehigh Gardens	0	1	1	8		2	6		23	5.1304
East Lakeview	2		1	9		2	4	1	20	4.3158
Historic North	1	4		6		10	13	3	42	5.0256
Western Gardens	1	1	1	4		9	11		33	5.3030
The Arbors	1	1	2	3		4	1	3	19	4.6875
Founders Square	2		3	9		14	11		51	5.2353
Historic South	0	2	4	6		7	8	1	40	5.3077
City Central	0	1	1	6			2	1	17	5.1875
Hildreth Hill	3	4	6	12		11	14		62	4.8387
In City	2	1		8		7	8	2	39	5.2973
Total in City	20	22	21	97		95	102	13	458	4.9843
Town of Geneva	3	4	8	12		17	15	1	74	4.8767
Within 14456	0	1	1	6		6	6		25	5.2000
Outside 14456	2		1	11		15	15		55	5.2909
NA	0			2		1	1	1	12	6.1818
Total not in City	5	5	10	31		39	37	2	166	5.1524
Total in City	20	22	21	97		95	102	13	458	4.9843
Grand Total	25	27	31	128		134	139	15	624	5.0296

APPENDIX C

TABLES FOR COMPREHENSIVE MASTER PLAN SURVEY OF RESIDENTS FOR QUESTIONS 15 - 28 BY NEIGHBORHOOD
BY INDIVIDUAL RESPONSES AND THE AVERAGE SCORE BY NEIGHBORHOOD

Table C-34: Question 28- Increasing the size of Geneva's middle income households) by Neighborhood										
Neighborhoods	Strongly	Disagree	Somewhat	Neither Agree	Somewhat	Agree	Strongly	NA	Total	average
Inc Middle Income	Disagree	Disagree	Disagree	Disagree	Disagree	Disagree	Disagree	Disagree	Disagree	Disagree
Neighborhoods	Disagree	Disagree	Disagree	Disagree	Disagree	Disagree	Disagree	Disagree	Disagree	Disagree
South Lake	0		2	8	8	7	6		31	5.2258
Castle Heights	0	3	2	14	27	20	16	2	84	5.3049
Lehigh Gardens	1	1		3	1	10	7		23	5.6087
East Lakeview	0			4	6	8	1	1	20	5.3158
Historic North	1			4	6	21	8	2	42	5.7250
Western Gardens	0	1	1	3	8	11	9		33	5.6364
The Arbors	0			4	2	7	5	1	19	5.7222
Founders Square	1	1		8	12	17	11		50	5.4800
Historic South	0	2		6	11	14	7		40	5.4000
City Central	0			1	3	8	3	2	17	5.8667
Hildreth Hill	2	2		7	13	17	22		63	5.6349
In City	1			10	9	9	9	1	39	5.3421
Total in City	6	10	5	72	106	149	104	9	461	5.4889
Town of Geneva	2	1	1	7	18	26	16	3	74	5.5352
Within 14456	0	1	2	6	5	10	1		25	4.9600
Outside 14456	0			9	8	28	10	1	56	5.7091
NA	0				2	7	1	2	12	5.9000
Total not in City	2	2	3	22	33	71	28	6	167	5.5280
Total in City	6	10	5	72	106	149	104	8	461	5.4768
Grand Total	8	12	8	94	139	220	132	14	628	5.4902

APPENDIX C

TABLES FOR COMPREHENSIVE MASTER PLAN SURVEY OF RESIDENTS FOR QUESTIONS 15 - 28 BY NEIGHBORHOOD
BY INDIVIDUAL RESPONSES AND THE AVERAGE SCORE BY NEIGHBORHOOD

Table C-35: Question 28 (Possible priorities-Improve entrance ways into Geneva) by Neighborhood											
Neighborhoods	Strongly	Disagree	Somewhat	Neither Agree	Somewhat	Agree	Agree	Agree	Strongly	NA	Total
Improve Image											Grand
Neighborhoods	Disagree	Disagree	Disagree	Disagree	Disagree	Disagree	Disagree	Disagree	Disagree	Disagree	Disagree
South Lake	0	1	1	7	10	5	6	30	5.1667		
Castle Heights	4		6	14	21	19	16	83	5.1125		
Lehigh Gardens	0	1	2	3	3	6	7	22	5.4545		
East Lakeview	1		2	3	3	5	5	20	5.2105		
Historic North	1	3	4	7	8	12	6	42	4.9024		
Western Gardens	0	4	4	7	3	9	5	32	4.7500		
The Arbors	0		2	3	5	3	5	19	5.3333		
Founders Square	2	3	8	5	13	10	10	51	4.8431		
Historic South	0	1	3	4	12	10	10	40	5.4250		
City Central	0			6	2	5	3	17	5.3125		
Hildreth Hill	1	1	4	6	15	15	20	63	5.5484		
In City	1	1	2	7	13	9	5	39	5.0263		
Total in City	10	15	38	72	108	108	98	458	5.1581		
Town of Geneva	1	3	1	11	16	24	17	74	5.4384		
Within 14456	1	1	1	4	6	6	6	25	5.2000		
Outside 14456	0		3	5	16	15	13	52	5.5769		
NA	1				3	2	6	12	5.8333		
Total not in City	3	4	5	20	41	47	42	163	5.4753		
Total in City	10	15	38	72	108	108	98	458	5.1581		
Grand Total	13	19	43	92	149	155	140	621	5.2422		

APPENDIX C

TABLES FOR COMPREHENSIVE MASTER PLAN SURVEY OF RESIDENTS FOR QUESTIONS 15 - 28 BY NEIGHBORHOOD BY INDIVIDUAL RESPONSES AND THE AVERAGE SCORE BY NEIGHBORHOOD

Table C-36: Question 28 (Possible priorities-more non-subsidized housing in neighborhoods) by Neighborhood												
Neighborhoods												
Non-Sub Housing		Strongly								Grand		
Neighborhoods		Disagree	Disagree	Somewhat	Neither Agree	Somewhat	Agree	Agree	Strongly	NA	Total	average
South Lake		1	1	1	8	8	7	4		1	31	4.9333
Castle Heights		3	4	8	17	25	14	8		4	83	4.6582
Lehigh Gardens		2	5	1	5	5	5				23	3.9130
East Lakeview		0			3	5	6	5		1	20	5.6842
Historic North		1	1	3	9	6	16	4			40	5.0500
Western Gardens		2		4	5	6	12	1			30	4.7667
The Arbors		2	1	2	4	4	4	2			19	4.4211
Founders Square		1		4	15	13	11	5		2	51	4.8776
Historic South		2	3	2	10	4	9	10			40	4.9500
City Central		0		1	5	4	3	2		2	17	5.0000
Hildreth Hill		3	3	2	11	15	18	9		2	63	5.0000
In City		4	1	4	13	4	9	4		1	40	4.4103
Total in City		21	19	32	105	99	114	54		13	457	4.8018
Town of Geneva		3	2	4	12	20	15	13		5	74	5.0435
Within 14456		0	1	2	10	5	7				25	4.6000
Outside 14456		1	3	1	12	12	18	7		1	55	5.0926
NA		0			1	2	3	4		2	12	6.0000
Total not in City		4	6	7	35	39	43	24		8	166	5.0506
Total in City		21	19	32	105	99	114	54		13	457	4.8018
Grand Total		25	25	39	140	138	157	78		21	623	4.8671

APPENDIX C

TABLES FOR COMPREHENSIVE MASTER PLAN SURVEY OF RESIDENTS FOR QUESTIONS 15 - 28 BY NEIGHBORHOOD
BY INDIVIDUAL RESPONSES AND THE AVERAGE SCORE BY NEIGHBORHOOD

Table C-37: Question 28 (Possible priorities-Develop more housing in the downtown) by Neighborhood											
Neighborhoods	Strongly	Disagree	Somewhat	Neither Agree	Somewhat	Agree	Strongly	NA	Total	average	
More DT Housing											
Neighborhoods	Disagree	Disagree	Disagree	Disagree	Disagree	Disagree	Disagree	Disagree	Disagree	Disagree	Disagree
South Lake	3	1	3	13	5	2	3	1	31	4.1333	
Castle Heights	8	7	11	18	17	12	7	2	82	4.1625	
Lehigh Gardens	5	5	2	5	2	4			23	3.2609	
East Lakeview	2	1	1	6	3	5	1	1	20	4.3684	
Historic North	3	2	1	9	12	12	3		42	4.7381	
Western Gardens	3	2	9	5	4	8	1		32	4.0313	
The Arbors	2	2	3	5	3	2	2		19	4.0000	
Founders Square	2	3	7	14	11	8	6		51	4.5098	
Historic South	1	1	1	5	9	11	12		40	5.5250	
City Central	0	1		4	3	5	3	1	17	5.2500	
Hildreth Hill	6	7	3	15	16	8	7		62	4.2903	
In City	5	3	5	8	5	9	5	1	41	4.3000	
Total in City	40	35	46	107	90	86	50	6	460	4.3877	
Town of Geneva	5	5	10	22	15	7	8	1	73	4.2500	
Within 14456	0	2	4	9	5	5			25	4.2800	
Outside 14456	2	2	2	18	11	13	6		54	4.7963	
NA	1			2	1	4	2	2	12	5.2000	
Total not in City	8	9	16	51	32	29	16	3	164	4.4969	
Total in City	40	35	46	107	90	86	50	6	460	4.3877	
Grand Total	48	44	62	158	122	115	66	8	624	4.4091	

APPENDIX C

TABLES FOR COMPREHENSIVE MASTER PLAN SURVEY OF RESIDENTS FOR QUESTIONS 15 - 28 BY NEIGHBORHOOD
BY INDIVIDUAL RESPONSES AND THE AVERAGE SCORE BY NEIGHBORHOOD

Table C-38: Question 28 (Possible priorities- More higher paying local jobs) by Neighborhood										
Neighborhoods	Strongly	Disagree	Somewhat	Neither Agree	Somewhat	Agree	Strongly	NA	Total	average
Improve local econ										
Neighborhoods	Disagree	Disagree	Disagree	nor Disagree	Agree	Agree	Agree	NA	Total	average
South Lake	0		1	3	4	10	13		31	6.0000
Castle Heights	1	1	2	3	13	24	35	4	83	6.0127
Lehigh Gardens	1				4	9	8	1	23	5.9545
East Lakeview	0			1	4	3	11	1	20	6.2632
Historic North	1			3	4	17	15	1	41	6.0000
Western Gardens	0			4	2	12	13	1	32	6.0968
The Arbors	0			2	2	6	9		19	6.1579
Founders Square	0	1		3	7	15	25		51	6.1569
Historic South	0			2	3	13	20	2	40	6.3421
City Central	0			1	1	4	8	3	17	6.3571
Hildreth Hill	1	1	1	3	8	20	28	1	63	6.0323
In City	2			1	7	15	13	1	39	5.8421
Total in City	6	3	4	26	59	148	198	15	459	6.0743
Town of Geneva	0			6	13	22	30	4	75	6.0704
Within 14456	0			2	5	9	9		25	6.0000
Outside 14456	0		1	3	5	23	22	2	56	6.1481
NA	0			1	1	4	4	2	12	6.1000
Total not in City	0	0	1	12	24	58	65	8	168	6.0875
Total in City	6	3	4	26	59	148	198	15	459	6.0743
Grand Total	6	3	5	38	83	206	263	23	627	6.0778

APPENDIX C

TABLES FOR COMPREHENSIVE MASTER PLAN SURVEY OF RESIDENTS FOR QUESTIONS 15 - 28 BY NEIGHBORHOOD
BY INDIVIDUAL RESPONSES AND THE AVERAGE SCORE BY NEIGHBORHOOD

Table C-39: Question 28 (Possible priorities-Redevelop blighted (run down) areas in City) by Neighborhoods										
Neighborhoods	Strongly	Disagree	Somewhat	Neither Agree	Somewhat	Agree	Strongly	NA	Total	average
Redev Blighted										
Neighborhoods	Disagree	Disagree	Disagree	nor Disagree	Agree	Agree	Agree	NA	Total	average
South Lake	0	1		3	9	8	10		31	5.7097
Castle Heights	1			6	19	25	29	3	83	5.9125
Lehigh Gardens	0	1		2	3	8	7	2	23	5.8095
East Lakeview	0		1	1	4		13	1	20	6.2105
Historic North	1			2	3	14	19	3	42	6.1795
Western Gardens	0	2	1	2	4	12	9	1	31	5.6667
The Arbors	0			1	2	10	6		19	6.1053
Founders Square	0	1	1	2	8	17	21	1	51	6.0400
Historic South	0	1	1		7	11	19	1	40	6.1282
City Central	0			3		2	10	2	17	6.2667
Hildreth Hill	1			1	12	21	27	1	63	6.1290
In City	0			4	13	7	14	3	41	5.8158
Total in City	3	6	4	27	84	135	184	18	461	5.9887
Town of Geneva	1		1	4	13	26	26	3	74	5.9577
Within 14456	0			3	8	6	8		25	5.7600
Outside 14456	1			3	8	20	22	2	56	6.0556
NA	0			1	3	4	3	1	12	5.8182
Total not in City	2	0	1	11	32	56	59	6	167	5.9503
Total in City	3	6	4	27	84	135	184	17	460	5.9887
Grand Total	5	6	5	38	116	191	243	23	627	5.9785

HOUSEHOLD INCOME BY QUESTIONS 15-28, GRAND TOTAL, AVERAGE AGREE/DISAGREE SCORE AND PERCENT DISTRIBUTION OF AGREE/DISAGREE DISTRIBUTION

Table D-1: Values (Natural Setting) by Household Income											
Natural Setting											
Household Income	Total	Average	Strongly	Disagree	Somewhat	Neither					
Less than \$19,999	42	6.119	0.00%	0.00%	4.76%	2.38%	Disagree	nor Agree	Agree	Strongly	NA
\$20,00 to \$39,999	78	6.346	1.28%	1.28%	0.00%	0.00%	Disagree		Agree	Agree	Total
\$40,000 - \$59,999	96	6.240	2.08%	0.00%	2.08%	1.04%			23.96%	59.38%	100.00%
\$60,000 - \$79,999	103	6.233	2.91%	0.00%	1.94%	2.91%			24.27%	61.17%	100.00%
\$80,000 - \$99,999	69	6.391	1.45%	0.00%	1.45%	0.00%			20.29%	63.77%	100.00%
More than \$100,000	178	6.169	6.18%	0.00%	0.00%	1.69%			23.03%	60.11%	100.00%
NA	83	5.916	3.61%	1.20%	0.00%	3.61%			31.33%	53.01%	100.00%
Grand Total	649	6.199	3.24%	0.31%	1.08%	1.69%			24.50%	59.63%	100.00%

Table D-2: Values (Small Town Character) by Household Income																
Small Town Character																
Household Income	Total	Average	Strongly	Disagree	Somewhat	Neither	Disagree	Somewhat	Agree	Strongly	NA	Grand				
	Response	Score	Disagree		Disagree	nor Agree		Agree		Agree		Total				
Less than \$19,999	42	6.214	0.00%	2.38%	0.00%	2.38%		2.38%	38.10%	52.38%	2.38%	100.00%				
\$20,00 to \$39,999	78	6.333	0.00%	1.28%	1.28%	2.56%		3.85%	30.77%	58.97%	1.28%	100.00%				
\$40,000 - \$59,999	95	6.000	3.16%	1.05%	1.05%	3.16%		9.47%	28.42%	51.58%	2.11%	100.00%				
\$60,000 - \$79,999	104	6.115	1.92%	0.00%	2.88%	2.88%		9.62%	30.77%	50.96%	0.96%	100.00%				
\$80,000 - \$99,999	69	6.333	1.45%	0.00%	1.45%	4.35%		5.80%	27.54%	59.42%	0.00%	100.00%				
More than \$100,000	177	6.328	2.82%	0.56%	0.00%	2.26%		6.21%	28.25%	59.89%	0.00%	100.00%				
NA	85	5.788	4.71%	1.18%	1.18%	2.35%		11.76%	35.29%	41.18%	2.35%	100.00%				
Grand Total	650	6.169	2.31%	0.77%	1.08%	2.77%		7.38%	30.46%	54.15%	1.08%	100.00%				

Appendix D

HOUSEHOLD INCOME BY QUESTIONS 15-28, GRAND TOTAL, AVERAGE AGREE/DISAGREE SCORE AND PERCENT DISTRIBUTION OF AGREE/DISAGREE DISTRIBUTION

Table D-3: Question 17 (Cultural Heritage) by Household Income										
Cultural Heritage	Total	Average	Strongly	Disagree	Somewhat	Neither				
Household Income	Response	Score	Disagree		Disagree	nor Agree	Disagree	Agree	Strongly	NA
Less than \$19,999	42	6.119	0.00%	0.00%	0.00%	4.76%	4.76%	52.38%	38.10%	2.38%
\$20,00 to \$39,999	77	5.935	0.00%	2.60%	2.60%	5.19%	5.19%	41.56%	35.06%	0.00%
\$40,000 - \$59,999	96	5.781	2.08%	2.08%	4.17%	4.17%	4.17%	28.13%	38.54%	0.00%
\$60,000 - \$79,999	104	5.702	3.85%	0.96%	2.88%	11.54%	11.54%	28.85%	43.27%	1.92%
\$80,000 - \$99,999	69	5.884	1.45%	5.80%	0.00%	7.25%	7.25%	23.19%	47.83%	0.00%
More than \$100,000	176	5.727	4.55%	1.14%	2.27%	6.82%	6.82%	29.55%	38.07%	0.00%
NA	84	5.464	4.76%	2.38%	3.57%	11.90%	11.90%	30.95%	33.33%	1.19%
Grand Total	648	5.764	2.93%	2.01%	2.47%	7.56%	7.56%	31.64%	39.04%	0.62%

Table D-4: Question 18 (Arts, Architecture) by HH Income										
Arts, Architecture	Total	Average	Strongly	Disagree	Somewhat	Neither				
Household Income	Response	Score	Disagree		Disagree	nor Agree	Disagree	Agree	Strongly	NA
Less than \$19,999	45	6.133	2.22%	0.00%	0.00%	4.44%	4.44%	40.00%	48.89%	2.22%
\$20,00 to \$39,999	78	6.179	1.28%	0.00%	1.28%	5.13%	5.13%	34.62%	51.28%	1.28%
\$40,000 - \$59,999	94	6.138	2.13%	0.00%	1.06%	5.32%	5.32%	29.79%	50.00%	0.00%
\$60,000 - \$79,999	104	6.106	2.88%	1.92%	2.88%	1.92%	1.92%	33.65%	50.96%	0.00%
\$80,000 - \$99,999	69	6.290	1.45%	0.00%	1.45%	4.35%	4.35%	26.09%	57.97%	0.00%
More than \$100,000	176	6.119	3.41%	0.57%	2.27%	1.70%	1.70%	32.39%	50.57%	0.00%
NA	83	5.590	3.61%	0.00%	2.41%	10.84%	10.84%	33.73%	39.76%	4.82%
Grand Total	649	6.079	2.62%	0.46%	1.85%	4.31%	4.31%	32.51%	49.92%	0.92%

Appendix D

HOUSEHOLD INCOME BY QUESTIONS 15-28, GRAND TOTAL, AVERAGE AGREE/DISAGREE SCORE AND PERCENT DISTRIBUTION OF AGREE/DISAGREE DISTRIBUTION

Table D-5: Question 19 (Economic Prosperity) by HH Income											
Economic Prosperity											
Household Income	Total	Average	Strongly	Disagree	Somewhat	Neither	Disagree	Somewhat	Agree	Strongly	NA
	Response	Score	Disagree		Disagree	nor Agree		Disagree		Agree	Total
Less than \$19,999	45	6.333	0.00%	2.22%	0.00%	0.00%	0.00%	0.00%	35.56%	57.78%	2.22%
\$20,00 to \$39,999	78	6.410	1.28%	1.28%	0.00%	1.28%	0.00%	0.00%	26.92%	65.38%	1.28%
\$40,000 - \$59,999	94	6.372	3.19%	0.00%	0.00%	2.13%	0.00%	0.00%	28.72%	61.70%	0.00%
\$60,000 - \$79,999	103	6.437	2.91%	0.00%	0.00%	0.97%	0.00%	0.00%	30.10%	63.11%	0.00%
\$80,000 - \$99,999	69	6.377	2.90%	0.00%	0.00%	1.45%	0.00%	0.00%	28.99%	60.87%	0.00%
More than \$100,000	177	6.559	3.39%	0.00%	0.00%	0.56%	0.00%	0.00%	16.38%	76.84%	0.00%
NA	83	6.012	3.61%	2.41%	0.00%	2.41%	0.00%	0.00%	31.33%	53.01%	4.82%
Grand Total	649	6.390	2.77%	0.62%	0.00%	1.23%	0.00%	0.00%	26.19%	65.02%	0.92%

Appendix D

HOUSEHOLD INCOME BY QUESTIONS 15-28, GRAND TOTAL, AVERAGE AGREE/DISAGREE SCORE AND PERCENT DISTRIBUTION OF AGREE/DISAGREE DISTRIBUTION

Table D-7: Question 22 (Vision-Economic Diversity) by HH Income												
Diverse		Total	Average	Strongly	Disagree	Somewhat	Neither					
Household Income		Response	Score	Disagree		Disagree	nor Agree	Agree	Somewhat	Agree	Strongly	NA
Less than \$19,999		40	5.775	2.50%	2.50%	0.00%	5.00%	45.00%	17.50%	27.50%		
\$20,00 to \$39,999		75	5.787	0.00%	2.67%	2.67%	5.33%	41.33%	20.00%	28.00%		
\$40,000 - \$59,999		93	5.366	2.15%	4.30%	3.23%	17.20%	36.56%	13.98%	22.58%		
\$60,000 - \$79,999		101	5.545	2.97%	0.00%	4.95%	10.89%	39.60%	17.82%	23.76%		
\$80,000 - \$99,999		68	5.632	2.94%	2.94%	1.47%	7.35%	44.12%	16.18%	25.00%		
More than \$100,000		176	5.722	1.70%	0.57%	2.27%	13.07%	35.80%	15.34%	31.25%		
NA		81	5.235	2.47%	4.94%	3.70%	16.05%	28.40%	18.52%	24.69%		
Grand Total		634	5.580	2.05%	2.21%	2.84%	11.67%	37.70%	16.72%	26.66%		

Table D-8: Question 22 (Vision - Connected) by HH Income												
Connected		Total	Average	Strongly	Disagree	Somewhat	Neither					
Household Income		Response	Score	Disagree		Disagree	nor Agree	Agree	Somewhat	Agree	Strongly	NA
Less than \$19,999		39	5.333	5.13%	5.13%	5.13%	2.56%	35.90%	23.08%	23.08%	0.00%	0.00%
\$20,00 to \$39,999		75	5.467	0.00%	4.00%	4.00%	17.33%	33.33%	16.00%	25.33%	0.00%	0.00%
\$40,000 - \$59,999		93	5.269	2.15%	4.30%	5.38%	17.20%	29.03%	18.28%	23.66%	0.00%	0.00%
\$60,000 - \$79,999		98	5.541	2.04%	2.04%	5.10%	11.22%	36.73%	16.33%	26.53%	0.00%	0.00%
\$80,000 - \$99,999		69	5.536	4.35%	0.00%	4.35%	8.70%	36.23%	20.29%	26.09%	0.00%	0.00%
More than \$100,000		175	5.554	2.29%	2.29%	2.86%	9.71%	40.00%	19.43%	23.43%	0.00%	0.00%
NA		82	5.049	2.44%	3.66%	9.76%	14.63%	23.17%	19.51%	24.39%	1.22%	0.00%
Grand Total		631	5.418	2.38%	2.85%	4.91%	12.04%	34.23%	18.70%	24.56%	0.16%	0.00%

Appendix D

HOUSEHOLD INCOME BY QUESTIONS 15-28, GRAND TOTAL, AVERAGE AGREE/DISAGREE SCORE AND PERCENT DISTRIBUTION OF AGREE/DISAGREE DISTRIBUTION

Table D-9: Question 22 (Fair- Social Equity) by HH Income

Table D- 9: Question 22 (Fair- Social Equity) by HH Income												
Fair	Household Income	Total	Average	Strongly	Disagree	Somewhat	Neither	Somewhat	Agree	Strongly	NA	Grand
		Response	Score	Disagree		Disagree	nor Agree	Agree		Agree		Total
	Less than \$19,999	40	5.175	12.50%	0.00%	5.00%	12.50%	10.00%	30.00%	30.00%	0.00%	100.00%
	\$20,00 to \$39,999	75	5.733	0.00%	8.00%	1.33%	8.00%	13.33%	30.67%	38.67%	0.00%	100.00%
	\$40,000 - \$59,999	90	5.356	2.22%	6.67%	2.22%	17.78%	13.33%	28.89%	28.89%	0.00%	100.00%
	\$60,000 - \$79,999	99	5.293	4.04%	5.05%	8.08%	9.09%	17.17%	27.27%	29.29%	0.00%	100.00%
	\$80,000 - \$99,999	69	5.261	4.35%	4.35%	7.25%	11.59%	15.94%	30.43%	26.09%	0.00%	100.00%
	More than \$100,000	173	5.451	2.89%	3.47%	6.36%	10.98%	14.45%	32.95%	28.90%	0.00%	100.00%
	NA	81	5.012	3.70%	8.64%	8.64%	13.58%	9.88%	29.63%	24.69%	1.23%	100.00%
	Grand Total	627	5.351	3.51%	5.26%	5.74%	11.80%	13.88%	30.30%	29.35%	0.16%	100.00%

Table D- 10: Question 22 (Vision - Sustainable Environment) by HH Income

Table D- 10: Question 22 (Vision - Sustainable Environment) by HH Income												
Sustainable		Total	Average	Strongly	Disagree	Somewhat	Neither					
Household Income		Response	Score	Disagree	Disagree	Disagree	Disagree	Somewhat	Agree	Strongly	NA	Grand
Less than \$19,999		39	5.718	0.00%	0.00%	2.56%	15.38%	15.38%	41.03%	25.64%	0.00%	100.00%
\$20,00 to \$39,999		76	5.974	1.32%	2.63%	1.32%	5.26%	13.16%	34.21%	42.11%	0.00%	100.00%
\$40,000 - \$59,999		92	5.783	2.17%	1.09%	2.17%	11.96%	14.13%	30.43%	38.04%	0.00%	100.00%
\$60,000 - \$79,999		100	5.810	2.00%	1.00%	7.00%	7.00%	10.00%	33.00%	40.00%	0.00%	100.00%
\$80,000 - \$99,999		69	5.725	2.90%	1.45%	8.70%	2.90%	18.84%	21.74%	43.48%	0.00%	100.00%
More than \$100,000		171	5.784	2.92%	1.17%	4.09%	5.85%	15.79%	32.75%	37.43%	0.00%	100.00%
NA		82	5.488	1.22%	3.66%	4.88%	12.20%	13.41%	34.15%	29.27%	1.22%	100.00%
Grand Total		629	5.762	2.07%	1.59%	4.45%	7.95%	14.31%	32.11%	37.36%	0.16%	100.00%

Appendix D

HOUSEHOLD INCOME BY QUESTIONS 15-28, GRAND TOTAL, AVERAGE AGREE/DISAGREE SCORE AND PERCENT DISTRIBUTION OF AGREE/DISAGREE DISTRIBUTION

Table D-11: Question 24 (Attract/ Retain Middle Income HH) by HH Income

Table D-11: Question 24 (Attract/ Retain Middle Income HH) by HH Income												
Inc Middle Income	Total	Average	Strongly	Disagree	Somewhat	Neither						
Household Income	Response	Score	Disagree		Disagree	Disagree nor Agree	Agree	Somewhat	Agree	Strongly	NA	Grand
Less than \$19,999	39	5.872	5.13%	0.00%	2.56%	2.56%	15.38%		33.33%	41.03%	0.00%	100.00%
\$20,00 to \$39,999	76	6.132	5.26%	0.00%	0.00%	2.63%	10.53%		26.32%	55.26%	0.00%	100.00%
\$40,000 - \$59,999	94	5.585	5.32%	1.06%	3.19%	6.38%	14.89%		27.66%	39.36%	2.13%	100.00%
\$60,000 - \$79,999	101	5.604	5.94%	0.99%	3.96%	1.98%	12.87%		37.62%	34.65%	1.98%	100.00%
\$80,000 - \$99,999	69	5.449	7.25%	2.90%	0.00%	8.70%	8.70%		33.33%	36.23%	2.90%	100.00%
More than \$100,000	176	5.682	3.41%	3.41%	5.11%	3.41%	14.77%		30.11%	39.20%	0.57%	100.00%
NA	82	4.671	8.54%	4.88%	2.44%	8.54%	12.20%		29.27%	24.39%	8.54%	100.00%
Grand Total	637	5.565	5.49%	2.20%	2.98%	4.71%	13.03%		30.93%	38.30%	2.20%	100.00%

Table D-12: Working Well (Downtown) by HH Income

Table D-12: Working Well (Downtown) by HH Income												
Downtown												
Household Income	Total	Average	Strongly	Disagree	Somewhat	Neither	Disagree	Somewhat	Agree	Strongly	NA	Grand
Less than \$19,999	Response	Score	Disagree		Disagree	Disagree	nor Agree	Agree		Agree		Total
	37	4.432	5.41%	2.70%	10.81%	8.11%	8.11%	40.54%	24.32%	2.70%	5.41%	100.00%
\$20,00 to \$39,999	69	4.580	1.45%	8.70%	14.49%	7.25%	7.25%	40.58%	18.84%	7.25%	1.45%	100.00%
\$40,000 - \$59,999	89	4.562	3.37%	10.11%	14.61%	7.87%	7.87%	33.71%	23.60%	6.74%	0.00%	100.00%
\$60,000 - \$79,999	94	4.585	1.06%	9.57%	24.47%	2.13%	2.13%	34.04%	14.89%	13.83%	0.00%	100.00%
\$80,000 - \$99,999	69	4.580	5.80%	8.70%	17.39%	1.45%	1.45%	30.43%	28.99%	7.25%	0.00%	100.00%
More than \$100,000	161	4.609	1.24%	6.83%	19.25%	5.59%	5.59%	34.78%	25.47%	5.59%	1.24%	100.00%
NA	80	4.075	7.50%	15.00%	13.75%	8.75%	8.75%	21.25%	22.50%	7.50%	3.75%	100.00%
Grand Total	599	4.509	3.17%	9.02%	17.36%	5.68%	5.68%	33.22%	22.70%	7.51%	1.34%	100.00%

Appendix D

HOUSEHOLD INCOME BY QUESTIONS 15-28, GRAND TOTAL, AVERAGE AGREE/DISAGREE SCORE AND PERCENT DISTRIBUTION OF AGREE/DISAGREE DISTRIBUTION

Table D-13: Question 26 (Working Well- Main City Streets) by HH Income											
Main Entryways	Total	Average	Strongly	Disagree	Somewhat	Neither					
Household Income	Response	Score	Disagree		Disagree	nor Agree	Somewhat	Agree	Strongly	NA	Grand
Less than \$19,999	39	5.051	0.00%	5.13%	10.26%	5.13%	28.21%	38.46%	10.26%	2.56%	Total
\$20,00 to \$39,999	75	4.347	8.00%	10.67%	16.00%	5.33%	29.33%	25.33%	5.33%	0.00%	100.00%
\$40,000 - \$59,999	93	4.559	6.45%	4.30%	17.20%	7.53%	32.26%	27.96%	4.30%	0.00%	100.00%
\$60,000 - \$79,999	99	4.485	4.04%	5.05%	24.24%	11.11%	26.26%	19.19%	10.10%	0.00%	100.00%
\$80,000 - \$99,999	67	4.134	8.96%	10.45%	20.90%	7.46%	17.91%	28.36%	4.48%	1.49%	100.00%
More than \$100,000	171	4.409	3.51%	9.94%	19.30%	6.43%	29.24%	25.15%	5.26%	1.17%	100.00%
NA	83	4.108	4.82%	14.46%	12.05%	16.87%	22.89%	18.07%	7.23%	3.61%	100.00%
Grand Total	627	4.407	5.10%	8.77%	18.02%	8.61%	27.11%	24.88%	6.38%	1.12%	100.00%

Table D-14: Question 26: (Working Well-Housing / Higher Income) by HH Income											
Housing Options high	Total	Average	Strongly	Disagree	Somewhat	Neither					
Household Income	Response	Score	Disagree		Disagree	nor Agree	Somewhat	Agree	Strongly	NA	Grand
Less than \$19,999	39	4.410	10.26%	7.69%	7.69%	10.26%	23.08%	33.33%	5.13%	2.56%	Total
\$20,00 to \$39,999	75	4.640	4.00%	6.67%	8.00%	20.00%	18.67%	21.33%	17.33%	4.00%	100.00%
\$40,000 - \$59,999	93	4.774	5.38%	3.23%	8.60%	16.13%	17.20%	34.41%	11.83%	3.23%	100.00%
\$60,000 - \$79,999	96	4.719	5.21%	5.21%	9.38%	13.54%	15.63%	25.00%	20.83%	5.21%	100.00%
\$80,000 - \$99,999	66	4.667	3.03%	7.58%	10.61%	10.61%	24.24%	22.73%	16.67%	4.55%	100.00%
More than \$100,000	171	4.322	6.43%	15.20%	14.62%	8.19%	14.04%	25.73%	13.45%	2.34%	100.00%
NA	82	4.146	3.66%	9.76%	6.10%	24.39%	17.07%	14.63%	14.63%	9.76%	100.00%
Grand Total	622	4.508	5.31%	8.84%	10.13%	14.15%	17.36%	25.08%	14.79%	4.34%	100.00%

Appendix D

HOUSEHOLD INCOME BY QUESTIONS 15-28, GRAND TOTAL, AVERAGE AGREE/DISAGREE SCORE AND PERCENT DISTRIBUTION OF AGREE/DISAGREE DISTRIBUTION

Table D-15: Question 26 (Working Well-Middle Income) by HH Income												
Housing Options	Mid	Total	Average	Strongly	Disagree	Somewhat	Disagree	Neither	Somewhat	Agree	Strongly	NA
Household Income	Response		Score	Disagree		Disagree	nor Agree		Agree		Agree	Grand
Less than \$19,999	40		4.175	5.00%	7.50%	12.50%	10.00%	14.86%	27.50%	27.50%	2.50%	Total
\$20,00 to \$39,999	74		3.919	5.41%	14.86%	18.92%	14.86%	11.83%	22.97%	16.22%	4.05%	100.00%
\$40,000 - \$59,999	93		4.204	7.53%	3.23%	19.35%	11.83%	26.88%	21.51%	5.38%	4.30%	100.00%
\$60,000 - \$79,999	98		4.306	5.10%	7.14%	16.33%	13.27%	30.61%	15.31%	9.18%	3.06%	100.00%
\$80,000 - \$99,999	67		3.851	5.97%	8.96%	26.87%	8.96%	20.90%	16.42%	5.97%	5.97%	100.00%
More than \$100,000	173		4.717	2.89%	7.51%	10.98%	11.56%	26.01%	30.64%	8.67%	1.73%	100.00%
NA	83		4.205	2.41%	1.20%	12.05%	26.51%	27.71%	16.87%	4.82%	8.43%	100.00%
Grand Total	628		4.288	4.62%	7.01%	15.92%	13.85%	26.27%	21.66%	6.53%	4.14%	100.00%

Table D-16: Question 26 (Working Well-Lower Income housing) by HH Income												
Housing Options	low	Total	Average	Strongly	Disagree	Somewhat	Disagree	Neither	Somewhat	Agree	Strongly	NA
Household Income	Response		Score	Disagree		Disagree	nor Agree		Agree		Agree	Grand
Less than \$19,999	40		3.375	17.50%	17.50%	15.00%	7.50%	15.00%	15.00%	22.50%	0.00%	Total
\$20,00 to \$39,999	73		3.329	17.81%	24.66%	16.44%	9.59%	16.44%	16.44%	9.59%	5.48%	100.00%
\$40,000 - \$59,999	93		3.570	9.68%	9.68%	24.73%	13.98%	16.13%	10.75%	7.53%	7.53%	100.00%
\$60,000 - \$79,999	95		3.684	8.42%	10.53%	24.21%	22.11%	11.58%	12.63%	6.32%	4.21%	100.00%
\$80,000 - \$99,999	64		4.063	4.69%	9.38%	17.19%	9.38%	26.56%	14.06%	10.94%	7.81%	100.00%
More than \$100,000	172		4.157	1.74%	8.14%	12.79%	16.86%	20.35%	21.51%	8.72%	9.88%	100.00%
NA	83		3.699	8.43%	8.43%	14.46%	26.51%	13.25%	14.46%	6.02%	8.43%	100.00%
Grand Total	620		3.777	8.06%	11.45%	17.58%	16.29%	17.26%	15.48%	7.10%	6.77%	100.00%

Appendix D

HOUSEHOLD INCOME BY QUESTIONS 15-28, GRAND TOTAL, AVERAGE AGREE/DISAGREE SCORE AND PERCENT DISTRIBUTION OF AGREE/DISAGREE DISTRIBUTION

Table D-17: Question 26 (Working Well-Struggling HH) By HH Income											
Housing Options lowest	Total Response	Average Score	Strongly Disagree	Disagree	Somewhat Disagree	Neither Disagree nor Agree	Somewhat Agree	Agree	Strongly Agree	NA	Grand Total
Household Income											
Less than \$19,999	40	3.125	22.50%	20.00%	12.50%	10.00%	10.00%	17.50%	2.50%	5.00%	100.00%
\$20,00 to \$39,999	74	3.095	28.38%	20.27%	10.81%	17.57%	6.76%	9.46%	6.76%	0.00%	100.00%
\$40,000 - \$59,999	92	3.413	13.04%	15.22%	17.39%	17.39%	9.78%	9.78%	9.78%	7.61%	100.00%
\$60,000 - \$79,999	98	3.429	15.31%	13.27%	16.33%	18.37%	16.33%	10.20%	5.10%	5.10%	100.00%
\$80,000 - \$99,999	67	3.403	10.45%	20.90%	10.45%	14.93%	23.88%	5.97%	5.97%	7.46%	100.00%
More than \$100,000	173	3.676	5.20%	15.03%	13.29%	21.39%	10.40%	15.03%	9.25%	10.40%	100.00%
NA	82	3.451	10.98%	9.76%	19.51%	18.29%	13.41%	12.20%	6.10%	9.76%	100.00%
Grand Total	626	3.436	13.10%	15.65%	14.54%	18.05%	12.62%	11.66%	7.19%	7.19%	100.00%

Table D- 18: Question 26 (Working Well-Geneva Parks) by HH Income											
Geneva Parks	Total Response	Average Score	Strongly Disagree	Disagree	Somewhat Disagree	Neither Disagree nor Agree	Somewhat Agree	Agree	Strongly Agree	NA	Grand Total
Household Income											
Less than \$19,999	40	4.825	2.50%	5.00%	12.50%	17.50%	17.50%	40.00%	5.00%	0.00%	100.00%
\$20,00 to \$39,999	74	4.770	0.00%	6.76%	10.81%	17.57%	28.38%	27.03%	8.11%	1.35%	100.00%
\$40,000 - \$59,999	93	4.645	7.53%	4.30%	13.98%	7.53%	24.73%	25.81%	13.98%	2.15%	100.00%
\$60,000 - \$79,999	96	5.021	0.00%	7.29%	13.54%	4.17%	31.25%	32.29%	11.46%	0.00%	100.00%
\$80,000 - \$99,999	67	4.507	1.49%	8.96%	16.42%	13.43%	26.87%	25.37%	5.97%	1.49%	100.00%
More than \$100,000	172	4.872	1.16%	2.33%	9.30%	12.21%	31.40%	29.07%	10.47%	4.07%	100.00%
NA	81	4.556	1.23%	6.17%	12.35%	14.81%	30.86%	16.05%	13.58%	4.94%	100.00%
Grand Total	623	4.766	1.93%	5.30%	12.20%	11.72%	28.57%	27.45%	10.43%	2.41%	100.00%

Appendix D

HOUSEHOLD INCOME BY QUESTIONS 15-28, GRAND TOTAL, AVERAGE AGREE/DISAGREE SCORE AND PERCENT DISTRIBUTION OF AGREE/DISAGREE DISTRIBUTION

Table D-19: Question 26 (Overall Beauty of City) by HH Income											
Overall Beauty of City	Total Response	Average Score	Strongly Disagree	Disagree	Somewhat Disagree	Neither Disagree nor Agree	Somewhat Agree	Agree	Strongly Agree	NA	Grand Total
Household Income											
Less than \$19,999	40	4.975	0.00%	2.50%	12.50%	15.00%	27.50%	40.00%	2.50%	0.00%	100.00%
\$20,00 to \$39,999	75	5.173	0.00%	4.00%	8.00%	10.67%	33.33%	32.00%	12.00%	0.00%	100.00%
\$40,000 - \$59,999	92	5.174	2.17%	5.43%	7.61%	7.61%	26.09%	36.96%	14.13%	0.00%	100.00%
\$60,000 - \$79,999	96	4.938	0.00%	6.25%	13.54%	4.17%	43.75%	20.83%	11.46%	0.00%	100.00%
\$80,000 - \$99,999	68	4.691	1.47%	11.76%	8.82%	10.29%	27.94%	30.88%	7.35%	1.47%	100.00%
More than \$100,000	170	5.165	0.00%	1.76%	6.47%	8.24%	35.88%	35.88%	9.41%	2.35%	100.00%
NA	82	4.707	4.88%	4.88%	4.88%	12.20%	26.83%	31.71%	9.76%	4.88%	100.00%
Grand Total	623	5.008	1.12%	4.82%	8.35%	8.99%	32.74%	32.42%	10.11%	1.44%	100.00%

Table D-20: Question 26 (Working Well - Sustainability) by HH Income											
Committ to Environme	Total Response	Average Score	Strongly Disagree	Disagree	Somewhat Disagree	Neither Disagree nor Agree	Somewhat Agree	Agree	Strongly Agree	NA	Grand Total
Household Income											
Less than \$19,999	40	4.575	2.50%	2.50%	12.50%	15.00%	25.00%	35.00%	2.50%	5.00%	100.00%
\$20,00 to \$39,999	74	4.446	0.00%	12.16%	14.86%	16.22%	27.03%	22.97%	5.41%	1.35%	100.00%
\$40,000 - \$59,999	93	4.548	2.15%	5.38%	13.98%	15.05%	43.01%	18.28%	2.15%	0.00%	100.00%
\$60,000 - \$79,999	98	4.469	1.02%	10.20%	16.33%	15.31%	29.59%	18.37%	8.16%	1.02%	100.00%
\$80,000 - \$99,999	66	4.152	9.09%	9.09%	9.09%	18.18%	21.21%	19.70%	9.09%	4.55%	100.00%
More than \$100,000	171	4.450	2.34%	5.26%	9.94%	17.54%	34.50%	20.47%	5.26%	4.68%	100.00%
NA	82	4.000	8.54%	4.88%	10.98%	19.51%	28.05%	14.63%	6.10%	7.32%	100.00%
Grand Total	624	4.385	3.37%	7.05%	12.34%	16.83%	31.25%	20.19%	5.61%	3.37%	100.00%

Appendix D

HOUSEHOLD INCOME BY QUESTIONS 15-28, GRAND TOTAL, AVERAGE AGREE/DISAGREE SCORE AND PERCENT DISTRIBUTION OF AGREE/DISAGREE DISTRIBUTION

Table D-21: Question 26 (Working Well-Fin Health of City) by HH Income												
Financial Health of City		Total	Average	Strongly	Disagree	Somewhat	Neither					
Household Income		Response	Score	Disagree		Disagree	nor Agree	Agree	Somewhat	Agree	Strongly	NA
Less than \$19,999		40	3.775	0.00%	22.50%	12.50%	20.00%	27.50%	10.00%	0.00%	0.00%	7.50%
\$20,00 to \$39,999		75	3.707	6.67%	13.33%	14.67%	30.67%	8.00%	22.67%	1.33%	1.33%	2.67%
\$40,000 - \$59,999		92	3.522	14.13%	13.04%	13.04%	23.91%	11.96%	19.57%	1.09%	1.09%	3.26%
\$60,000 - \$79,999		99	3.212	6.06%	13.13%	21.21%	20.20%	5.05%	17.17%	4.04%	4.04%	13.13%
\$80,000 - \$99,999		65	3.462	15.38%	7.69%	18.46%	24.62%	9.23%	16.92%	3.08%	3.08%	4.62%
More than \$100,000		169	3.302	12.43%	9.47%	23.67%	22.49%	7.69%	14.20%	2.96%	2.96%	7.10%
NA		81	3.198	16.05%	12.35%	11.11%	23.46%	9.88%	18.52%	0.00%	0.00%	8.64%
Grand Total		621	3.403	10.95%	12.08%	17.71%	23.51%	9.66%	17.07%	2.09%	2.09%	6.92%

Table D-22: Question 26 (Working Well-Local Economy) by HH Income												
Fin Health of Local Eco	Total	Average	Strongly	Disagree	Somewhat	Neither						
Household Income	Response	Score	Disagree		Disagree	nor Agree	Agree	Somewhat	Agree	Strongly	NA	Grand Total
Less than \$19,999	39	3.564	5.13%	20.51%	12.82%	20.51%	23.08%	10.26%	0.00%	7.69%		100.00%
\$20,00 to \$39,999	74	3.635	5.41%	18.92%	21.62%	21.62%	8.11%	20.27%	2.70%	1.35%		100.00%
\$40,000 - \$59,999	93	3.688	9.68%	9.68%	25.81%	16.13%	10.75%	23.66%	2.15%	2.15%		100.00%
\$60,000 - \$79,999	99	3.616	5.05%	12.12%	29.29%	20.20%	6.06%	21.21%	3.03%	3.03%		100.00%
\$80,000 - \$99,999	65	3.754	12.31%	9.23%	21.54%	18.46%	15.38%	18.46%	3.08%	1.54%		100.00%
More than \$100,000	170	3.494	8.24%	15.29%	28.82%	19.41%	7.65%	17.65%	1.76%	1.18%		100.00%
NA	81	2.963	17.28%	12.35%	18.52%	22.22%	2.47%	17.28%	1.23%	8.64%		100.00%
Grand Total	621	3.522	9.02%	13.69%	24.48%	19.65%	9.02%	19.00%	2.09%	3.06%		100.00%

Appendix D

HOUSEHOLD INCOME BY QUESTIONS 15-28, GRAND TOTAL, AVERAGE AGREE/DISAGREE SCORE AND PERCENT DISTRIBUTION OF AGREE/DISAGREE DISTRIBUTION

Table D-23: Question 27 (Prop Tax for Streets and Infrastructure) By HH Income											
Improved Infrastructure	Total	Average	Strongly	Disagree	Somewhat	Neither					
Household Income	Response	Score	Disagree		Disagree	nor Agree	Disagree	Somewhat	Agree	Strongly	NA
Less than \$19,999	39	4.692	7.69%	10.26%	2.56%	10.26%	10.26%	30.77%	30.77%	7.69%	0.00%
\$20,00 to \$39,999	74	4.581	6.76%	8.11%	6.76%	10.81%	10.81%	37.84%	25.68%	4.05%	0.00%
\$40,000 - \$59,999	88	4.739	5.68%	3.41%	9.09%	12.50%	12.50%	39.77%	21.59%	7.95%	0.00%
\$60,000 - \$79,999	102	4.451	2.94%	9.80%	14.71%	12.75%	12.75%	35.29%	20.59%	3.92%	0.00%
\$80,000 - \$99,999	65	4.662	4.62%	9.23%	12.31%	4.62%	4.62%	35.38%	26.15%	7.69%	0.00%
More than \$100,000	171	4.673	8.77%	3.51%	5.26%	13.45%	13.45%	39.18%	22.81%	7.02%	0.00%
NA	80	4.663	7.50%	3.75%	5.00%	26.25%	26.25%	23.75%	23.75%	10.00%	0.00%
Grand Total	619	4.633	6.46%	6.14%	8.08%	13.41%	13.41%	35.54%	23.59%	6.79%	0.00%

Table D-24: Question 27 (Prop Tax for Main Entryways) by HH Income											
Improved Infrast Entry	Total	Average	Strongly	Disagree	Somewhat	Neither					
Household Income	Response	Score	Disagree		Disagree	nor Agree	Disagree	Somewhat	Agree	Strongly	NA
Less than \$19,999	39	4.359	7.69%	10.26%	7.69%	20.51%	20.51%	25.64%	23.08%	5.13%	0.00%
\$20,00 to \$39,999	74	4.446	8.11%	8.11%	6.76%	12.16%	12.16%	40.54%	21.62%	2.70%	0.00%
\$40,000 - \$59,999	86	4.547	5.81%	5.81%	9.30%	16.28%	16.28%	41.86%	11.63%	9.30%	0.00%
\$60,000 - \$79,999	103	4.379	2.91%	8.74%	17.48%	16.50%	16.50%	33.98%	13.59%	6.80%	0.00%
\$80,000 - \$99,999	65	4.523	4.62%	12.31%	7.69%	12.31%	12.31%	32.31%	26.15%	4.62%	0.00%
More than \$100,000	171	4.649	9.36%	3.51%	5.26%	14.04%	14.04%	36.84%	24.56%	6.43%	0.00%
NA	80	4.475	7.50%	5.00%	6.25%	27.50%	27.50%	21.25%	23.75%	7.50%	1.25%
Grand Total	618	4.511	6.80%	6.80%	8.58%	16.50%	16.50%	34.30%	20.55%	6.31%	0.16%

Appendix D

HOUSEHOLD INCOME BY QUESTIONS 15-28, GRAND TOTAL, AVERAGE AGREE/DISAGREE SCORE AND PERCENT DISTRIBUTION OF AGREE/DISAGREE DISTRIBUTION

Table D-25 Question 27 (Prop Tax for Business Development in DT) by HH Income																		
Dev of DT Business		Total	Average	Strongly	Disagree	Somewhat	Neither											
Household Income		Response	Score	Disagree		Disagree	nor Agree		Disagree	Somewhat	Agree	Strongly	NA	Grand	Total			
Less than \$19,999		38	4.711	7.89%	15.79%	2.63%	7.89%		7.89%	18.42%	31.58%	15.79%	0.00%	100.00%				
\$20,00 to \$39,999		73	4.589	5.48%	9.59%	9.59%	12.33%		12.33%	30.14%	24.66%	8.22%	0.00%	100.00%				
\$40,000 - \$59,999		88	4.068	9.09%	12.50%	13.64%	18.18%		18.18%	28.41%	10.23%	7.95%	0.00%	100.00%				
\$60,000 - \$79,999		102	4.431	3.92%	13.73%	16.67%	5.88%		5.88%	27.45%	25.49%	6.86%	0.00%	100.00%				
\$80,000 - \$99,999		63	3.952	12.70%	15.87%	12.70%	14.29%		14.29%	19.05%	17.46%	7.94%	0.00%	100.00%				
More than \$100,000		172	4.430	9.30%	8.14%	9.88%	15.12%		15.12%	27.91%	19.77%	9.88%	0.00%	100.00%				
NA		80	4.250	12.50%	6.25%	11.25%	20.00%		20.00%	16.25%	22.50%	10.00%	1.25%	100.00%				
Grand Total		616	4.343	8.60%	10.88%	11.53%	13.80%		13.80%	25.16%	20.78%	9.09%	0.16%	100.00%				

Table D-26: Question 27 (Prop Tax for Better Parks) by HH Income												
Better Parks		Total	Average	Strongly	Disagree	Somewhat	Neither					
Household Income		Response	Score	Disagree	Disagree	Disagree	Disagree	Somewhat	Agree	Strongly	NA	Grand Total
Less than \$19,999		39	4.846	5.13%	7.69%	2.56%	17.95%	25.64%	30.77%	10.26%	0.00%	100.00%
\$20,00 to \$39,999		72	4.264	6.94%	13.89%	6.94%	18.06%	29.17%	22.22%	2.78%	0.00%	100.00%
\$40,000 - \$59,999		89	4.360	6.74%	5.62%	12.36%	22.47%	30.34%	17.98%	4.49%	0.00%	100.00%
\$60,000 - \$79,999		102	4.402	2.94%	11.76%	12.75%	22.55%	21.57%	21.57%	6.86%	0.00%	100.00%
\$80,000 - \$99,999		64	4.313	6.25%	12.50%	10.94%	18.75%	23.44%	21.88%	6.25%	0.00%	100.00%
More than \$100,000		168	4.202	9.52%	6.55%	14.29%	22.62%	23.21%	18.45%	5.36%	0.00%	100.00%
NA		80	4.450	11.25%	2.50%	3.75%	33.75%	17.50%	15.00%	15.00%	1.25%	100.00%
Grand Total		614	4.350	7.33%	8.31%	10.42%	22.80%	24.10%	20.03%	6.84%	0.16%	100.00%

Appendix D

HOUSEHOLD INCOME BY QUESTIONS 15-28, GRAND TOTAL, AVERAGE AGREE/DISAGREE SCORE AND PERCENT DISTRIBUTION OF AGREE/DISAGREE DISTRIBUTION

Table D-27: Question 27 (Prop Tax for New Parks and Trails) by HH Income											
New Parks/Trails	Total Response	Average Score	Strongly Disagree	Disagree	Somewhat Disagree	Neither Disagree nor Agree	Somewhat Agree	Agree	Strongly Agree	NA	Grand Total
Household Income											
Less than \$19,999	39	4.821	7.69%	5.13%	0.00%	20.51%	28.21%	28.21%	10.26%	0.00%	100.00%
\$20,00 to \$39,999	72	4.472	9.72%	9.72%	8.33%	16.67%	20.83%	20.83%	13.89%	0.00%	100.00%
\$40,000 - \$59,999	88	4.216	9.09%	7.95%	14.77%	18.18%	27.27%	15.91%	6.82%	0.00%	100.00%
\$60,000 - \$79,999	100	4.770	5.00%	9.00%	8.00%	10.00%	34.00%	18.00%	16.00%	0.00%	100.00%
\$80,000 - \$99,999	65	4.431	7.69%	15.38%	9.23%	15.38%	16.92%	16.92%	18.46%	0.00%	100.00%
More than \$100,000	171	4.351	11.70%	7.02%	13.45%	14.04%	21.05%	21.64%	11.11%	0.00%	100.00%
NA	80	4.363	13.75%	1.25%	11.25%	21.25%	21.25%	15.00%	15.00%	1.25%	100.00%
Grand Total	615	4.454	9.59%	7.80%	10.57%	15.77%	24.07%	19.19%	12.85%	0.16%	100.00%

Table D-28: Question 27 (Prop Tax for Incentives Mid/High Income Housing) by HH Income											
Housing Incentives	Total Response	Average Score	Strongly Disagree	Disagree	Somewhat Disagree	Neither Disagree nor Agree	Somewhat Agree	Agree	Strongly Agree	NA	Grand Total
Household Income											
Less than \$19,999	39	3.821	20.51%	15.38%	5.13%	15.38%	20.51%	20.51%	7.69%	0.00%	100.00%
\$20,00 to \$39,999	73	4.274	8.22%	15.07%	9.59%	17.81%	17.81%	20.55%	10.96%	0.00%	100.00%
\$40,000 - \$59,999	89	3.674	17.98%	12.36%	14.61%	19.10%	16.85%	13.48%	5.62%	0.00%	100.00%
\$60,000 - \$79,999	102	3.529	19.61%	15.69%	22.55%	4.90%	14.71%	16.67%	5.88%	0.00%	100.00%
\$80,000 - \$99,999	64	4.156	14.06%	17.19%	4.69%	12.50%	20.31%	17.19%	14.06%	0.00%	100.00%
More than \$100,000	172	3.878	18.02%	12.21%	9.88%	16.86%	16.86%	19.19%	6.98%	0.00%	100.00%
NA	80	3.725	16.25%	8.75%	13.75%	26.25%	17.50%	8.75%	7.50%	1.25%	100.00%
Grand Total	619	3.843	16.64%	13.41%	12.28%	15.99%	16.96%	16.64%	7.92%	0.16%	100.00%

Appendix D

HOUSEHOLD INCOME BY QUESTIONS 15-28, GRAND TOTAL, AVERAGE AGREE/DISAGREE SCORE AND PERCENT DISTRIBUTION OF AGREE/DISAGREE DISTRIBUTION

Table D-29: Question 27 (Prop Tax for Housing Incentives for Low Income HH) By HH Income											
Housing Incentives Low	Total	Average	Strongly	Disagree	Somewhat	Disagree	Neither				
Household Income	Response	Score	Disagree		Disagree	nor Agree					
Less than \$19,999	39	5.256	7.69%	7.69%	0.00%	12.82%					
\$20,00 to \$39,999	73	4.630	10.96%	12.33%	5.48%	15.07%					
\$40,000 - \$59,999	88	3.739	22.73%	9.09%	13.64%	12.50%					
\$60,000 - \$79,999	101	4.139	13.86%	13.86%	11.88%	8.91%					
\$80,000 - \$99,999	65	3.923	16.92%	15.38%	10.77%	9.23%					
More than \$100,000	172	3.576	24.42%	10.47%	14.53%	13.37%					
NA	80	4.038	20.00%	3.75%	10.00%	22.50%					
Grand Total	618	4.018	18.45%	10.52%	11.00%	13.43%					

Table D-30: Question 27 (Prop Tax for Environmentally Sustainable Programs) By HH Income											
Env Sustainable Progra	Total	Average	Strongly	Disagree	Somewhat	Disagree	Neither				
Household Income	Response	Score	Disagree		Disagree	nor Agree					
Less than \$19,999	39	5.282	7.69%	7.69%	2.56%	10.26%					
\$20,00 to \$39,999	74	5.176	5.41%	8.11%	2.70%	12.16%					
\$40,000 - \$59,999	88	4.875	6.82%	5.68%	5.68%	12.50%					
\$60,000 - \$79,999	102	5.235	3.92%	3.92%	5.88%	11.76%					
\$80,000 - \$99,999	65	5.015	7.69%	3.08%	6.15%	10.77%					
More than \$100,000	172	4.762	9.88%	4.65%	6.40%	11.63%					
NA	80	4.625	13.75%	3.75%	5.00%	17.50%					
Grand Total	620	4.947	8.06%	5.00%	5.32%	12.42%					

Appendix D

HOUSEHOLD INCOME BY QUESTIONS 15-28, GRAND TOTAL, AVERAGE AGREE/DISAGREE SCORE AND PERCENT DISTRIBUTION OF AGREE/DISAGREE DISTRIBUTION

Table D-31: Question 28 (Potential Priority-Improve DT Geneva Shopping and Restaurants) By HH Income											
Improve DT	Total	Average Score	Strongly Disagree	Disagree	Somewhat Disagree	Neither Disagree nor Agree	Somewhat Agree	Agree	Strongly Agree	NA	Grand Total
Household Income	Response	Score	Disagree	Disagree	Disagree	Disagree	Agree	Agree	Agree		Total
Less than \$19,999	37	5.459	2.70%	5.41%	0.00%	16.22%	13.51%	35.14%	27.03%	0.00%	100.00%
\$20,00 to \$39,999	74	5.865	1.35%	1.35%	2.70%	6.76%	18.92%	29.73%	39.19%	0.00%	100.00%
\$40,000 - \$59,999	92	5.587	2.17%	2.17%	1.09%	13.04%	20.65%	32.61%	28.26%	0.00%	100.00%
\$60,000 - \$79,999	100	5.550	0.00%	2.00%	6.00%	13.00%	21.00%	30.00%	28.00%	0.00%	100.00%
\$80,000 - \$99,999	67	5.507	1.49%	1.49%	4.48%	8.96%	20.90%	46.27%	16.42%	0.00%	100.00%
More than \$100,000	173	5.827	0.58%	1.16%	2.89%	7.51%	18.50%	32.95%	35.84%	0.58%	100.00%
NA	82	4.951	7.32%	4.88%	2.44%	10.98%	15.85%	28.05%	25.61%	4.88%	100.00%
Grand Total	625	5.581	1.92%	2.24%	3.04%	10.24%	18.88%	32.96%	29.92%	0.80%	100.00%

Table D-32: Question 28 (Potential Priority-More Affordable for Low Income HH) By HH Income											
More Affordable	Total	Average Score	Strongly Disagree	Disagree	Somewhat Disagree	Neither Disagree nor Agree	Somewhat Agree	Agree	Strongly Agree	NA	Grand Total
Household Income	Response	Score	Disagree	Disagree	Disagree	Disagree	Agree	Agree	Agree		Total
Less than \$19,999	37	5.784	0.00%	2.70%	2.70%	5.41%	16.22%	29.73%	40.54%	2.70%	100.00%
\$20,00 to \$39,999	74	4.932	5.41%	8.11%	10.81%	10.81%	13.51%	21.62%	28.38%	1.35%	100.00%
\$40,000 - \$59,999	92	3.609	21.74%	15.22%	7.61%	14.13%	13.04%	18.48%	7.61%	2.17%	100.00%
\$60,000 - \$79,999	102	4.010	11.76%	11.76%	17.65%	16.67%	17.65%	13.73%	10.78%	0.00%	100.00%
\$80,000 - \$99,999	68	3.868	16.18%	10.29%	16.18%	13.24%	22.06%	16.18%	5.88%	0.00%	100.00%
More than \$100,000	173	3.457	19.08%	15.03%	15.61%	16.76%	15.61%	12.72%	4.05%	1.16%	100.00%
NA	81	3.975	17.28%	9.88%	6.17%	13.58%	12.35%	16.05%	18.52%	6.17%	100.00%
Grand Total	627	3.992	14.99%	11.80%	12.28%	14.19%	15.63%	16.59%	12.76%	1.75%	100.00%

Appendix D

HOUSEHOLD INCOME BY QUESTIONS 15-28, GRAND TOTAL, AVERAGE AGREE/DISAGREE SCORE AND PERCENT DISTRIBUTION OF AGREE/DISAGREE DISTRIBUTION

Table D-33: Question 28 (Potential Priority- Geneva as a Carbon Neutral City) By HH Income											
Carbbon Neutral	Total	Average	Strongly	Disagree	Somewhat	Disagree	Neither				
Household Income	Response	Score	Disagree		Disagree	nor Agree					
Less than \$19,999	37	5.351	0.00%	0.00%	2.70%	18.92%	27.03%	29.73%	5.41%	100.00%	
\$20,00 to \$39,999	74	5.311	1.35%	0.00%	8.11%	18.92%	28.38%	28.38%	2.70%	100.00%	
\$40,000 - \$59,999	92	4.674	3.26%	5.43%	3.26%	27.17%	21.74%	15.22%	4.35%	100.00%	
\$60,000 - \$79,999	99	5.121	5.05%	4.04%	6.06%	12.12%	28.28%	20.20%	0.00%	100.00%	
\$80,000 - \$99,999	67	4.731	2.99%	10.45%	4.48%	23.88%	20.90%	17.91%	1.49%	100.00%	
More than \$100,000	171	4.860	3.51%	5.85%	5.26%	19.30%	18.13%	17.54%	1.17%	100.00%	
NA	82	4.634	9.76%	0.00%	3.66%	25.61%	17.07%	20.73%	4.88%	100.00%	
Grand Total	622	4.913	4.02%	4.18%	4.98%	20.58%	21.38%	20.10%	2.41%	100.00%	

Table D-34: Question 28 (Potential Priority- Increase Middle Income HH) By HH Income											
Increase Middle Income	Total	Average	Strongly	Disagree	Somewhat	Disagree	Neither				
Household Income	Response	Score	Disagree		Disagree	nor Agree					
Less than \$19,999	37	5.378	0.00%	2.70%	0.00%	10.81%	32.43%	18.92%	2.70%	100.00%	
\$20,00 to \$39,999	74	5.770	0.00%	1.35%	1.35%	13.51%	17.57%	31.08%	0.00%	100.00%	
\$40,000 - \$59,999	92	5.359	1.09%	1.09%	1.09%	14.13%	19.57%	22.83%	4.35%	100.00%	
\$60,000 - \$79,999	101	5.564	0.99%	0.99%	1.98%	12.87%	23.76%	20.79%	0.00%	100.00%	
\$80,000 - \$99,999	68	5.176	4.41%	4.41%	0.00%	10.29%	23.53%	19.12%	2.94%	100.00%	
More than \$100,000	173	5.497	1.16%	1.73%	1.73%	13.29%	23.12%	20.81%	0.58%	100.00%	
NA	81	4.667	1.23%	2.47%	0.00%	29.63%	19.75%	13.58%	8.64%	100.00%	
Grand Total	626	5.371	1.28%	1.92%	1.12%	15.02%	22.20%	21.09%	2.40%	100.00%	

HOUSEHOLD INCOME BY QUESTIONS 15-28, GRAND TOTAL, AVERAGE AGREE/DISAGREE SCORE AND PERCENT DISTRIBUTION OF AGREE/DISAGREE DISTRIBUTION

Table D-35: Question 28 (Potential Priority-Improve Physical Image of Geneva) By HH Income											
Improve Physical Image	Total	Average Score	Strongly Disagree	Disagree	Somewhat Disagree	Neither Disagree nor Agree	Somewhat Agree	Agree	Strongly Agree	NA	Grand Total
Household Income	Response	Score	Disagree		Disagree		Agree		Agree		Total
Less than \$19,999	36	5.028	5.56%	2.78%	11.11%	13.89%	16.67%	30.56%	19.44%	0.00%	100.00%
\$20,00 to \$39,999	74	5.581	1.35%	1.35%	2.70%	14.86%	18.92%	33.78%	27.03%	0.00%	100.00%
\$40,000 - \$59,999	91	5.165	0.00%	4.40%	6.59%	15.38%	18.68%	28.57%	23.08%	3.30%	100.00%
\$60,000 - \$79,999	98	5.184	0.00%	4.08%	9.18%	17.35%	26.53%	19.39%	23.47%	0.00%	100.00%
\$80,000 - \$99,999	67	4.791	4.48%	4.48%	7.46%	13.43%	26.87%	26.87%	13.43%	2.99%	100.00%
More than \$100,000	171	5.333	1.17%	2.92%	6.43%	11.70%	29.24%	21.64%	26.32%	0.58%	100.00%
NA	82	4.646	6.10%	1.22%	7.32%	18.29%	21.95%	21.95%	17.07%	6.10%	100.00%
Grand Total	619	5.147	2.10%	3.07%	6.95%	14.70%	24.07%	24.88%	22.46%	1.78%	100.00%

Table D-36: Question 28 (Non-subsidized Housing in Geneva) By HH Income											
Non-subsidized Housing	Total	Average Score	Strongly Disagree	Disagree	Somewhat Disagree	Neither Disagree nor Agree	Somewhat Agree	Agree	Strongly Agree	NA	Grand Total
Household Income	Response	Score	Disagree		Disagree		Agree		Agree		Total
Less than \$19,999	37	4.838	5.41%	2.70%	2.70%	16.22%	18.92%	35.14%	13.51%	5.41%	100.00%
\$20,00 to \$39,999	74	5.230	1.35%	1.35%	6.76%	22.97%	18.92%	28.38%	20.27%	0.00%	100.00%
\$40,000 - \$59,999	90	4.933	1.11%	5.56%	0.00%	25.56%	26.67%	26.67%	12.22%	2.22%	100.00%
\$60,000 - \$79,999	99	4.576	2.02%	5.05%	8.08%	28.28%	19.19%	21.21%	12.12%	4.04%	100.00%
\$80,000 - \$99,999	68	4.515	8.82%	2.94%	5.88%	11.76%	22.06%	36.76%	5.88%	5.88%	100.00%
More than \$100,000	172	4.698	4.07%	5.81%	8.72%	19.77%	23.84%	22.67%	13.37%	1.74%	100.00%
NA	81	4.210	7.41%	1.23%	7.41%	29.63%	20.99%	16.05%	9.88%	7.41%	100.00%
Grand Total	621	4.700	4.03%	4.03%	6.28%	22.54%	22.06%	25.12%	12.56%	3.38%	100.00%

Appendix D

HOUSEHOLD INCOME BY QUESTIONS 15-28, GRAND TOTAL, AVERAGE AGREE/DISAGREE SCORE AND PERCENT DISTRIBUTION OF AGREE/DISAGREE DISTRIBUTION

Table D-37: Question 28 - Potential Priority (More Housing in DT Geneva) By HH Income											
More DT Housing	Total	Average	Strongly	Disagree	Somewhat	Neither					
Household Income	Response	Score	Disagree		Disagree	nor Agree	Somewhat	Disagree	Agree	Strongly	NA
Less than \$19,999	37	5.243	2.70%	2.70%	8.11%	18.92%	8.11%	10.81%	35.14%	21.62%	0.00%
\$20,00 to \$39,999	74	4.500	9.46%	8.11%	4.05%	22.97%	4.05%	24.32%	18.92%	12.16%	0.00%
\$40,000 - \$59,999	91	4.187	10.99%	8.79%	5.49%	28.57%	5.49%	15.38%	17.58%	10.99%	2.20%
\$60,000 - \$79,999	100	4.220	6.00%	10.00%	12.00%	26.00%	12.00%	20.00%	19.00%	6.00%	1.00%
\$80,000 - \$99,999	67	4.075	10.45%	8.96%	13.43%	28.36%	13.43%	14.93%	16.42%	7.46%	0.00%
More than \$100,000	171	4.579	4.68%	4.68%	13.45%	23.39%	13.45%	21.64%	19.30%	12.28%	0.58%
NA	82	3.915	10.98%	6.10%	8.54%	26.83%	8.54%	21.95%	10.98%	8.54%	6.10%
Grand Total	622	4.352	7.72%	7.07%	9.97%	25.24%	9.97%	19.45%	18.49%	10.61%	1.45%

Table D-38: Question 28 (Potential Priority-Stimulate More Jobs/Higher Pay) By HH Income											
More Jobs, Higher Pay	Total	Average	Strongly	Disagree	Somewhat	Neither					
Household Income	Response	Score	Disagree		Disagree	nor Agree	Somewhat	Disagree	Agree	Strongly	NA
Less than \$19,999	37	6.081	0.00%	0.00%	0.00%	0.00%	0.00%	8.11%	37.84%	48.65%	5.41%
\$20,00 to \$39,999	74	6.257	0.00%	0.00%	0.00%	5.41%	0.00%	8.11%	32.43%	52.70%	1.35%
\$40,000 - \$59,999	91	5.967	0.00%	0.00%	0.00%	6.59%	0.00%	13.19%	34.07%	42.86%	3.30%
\$60,000 - \$79,999	101	6.050	0.99%	0.99%	0.00%	5.94%	0.00%	15.84%	34.65%	41.58%	0.00%
\$80,000 - \$99,999	68	5.574	2.94%	0.00%	2.94%	7.35%	2.94%	11.76%	36.76%	33.82%	4.41%
More than \$100,000	172	5.866	0.00%	1.16%	1.16%	4.65%	1.16%	12.79%	30.81%	44.77%	4.65%
NA	82	5.256	3.66%	0.00%	1.22%	10.98%	1.22%	17.07%	29.27%	30.49%	7.32%
Grand Total	625	5.858	0.96%	0.48%	0.80%	6.08%	0.80%	12.96%	32.96%	42.08%	3.68%

Appendix D

HOUSEHOLD INCOME BY QUESTIONS 15-28, GRAND TOTAL, AVERAGE AGREE/DISAGREE SCORE AND PERCENT DISTRIBUTION OF AGREE/DISAGREE DISTRIBUTION

Table D-39: Question 28 (Potential Priority - Redevelop Blighted Areas) By HH Income

Table D-39: Question 28 (Potential Priority - Redevelop Blighted Areas) By HH Income												
Redev Blighted Areas	Total	Average	Strongly	Disagree	Somewhat	Neither						
Household Income	Response	Score	Disagree		Disagree	Disagree nor Agree	Somewhat	Agree	Strongly	NA	Grand	Total
Less than \$19,999	37	5.784	0.00%	2.70%	0.00%	8.11%	8.11%	29.73%	45.95%	5.41%	100.00%	
\$20,00 to \$39,999	74	6.068	0.00%	1.35%	0.00%	4.05%	10.81%	33.78%	47.30%	2.70%	100.00%	
\$40,000 - \$59,999	91	5.703	0.00%	0.00%	2.20%	6.59%	21.98%	26.37%	38.46%	4.40%	100.00%	
\$60,000 - \$79,999	101	5.901	0.00%	1.98%	0.00%	4.95%	22.77%	25.74%	42.57%	1.98%	100.00%	
\$80,000 - \$99,999	68	5.500	2.94%	0.00%	1.47%	5.88%	17.65%	42.65%	25.00%	4.41%	100.00%	
More than \$100,000	174	5.839	1.15%	1.15%	1.15%	4.02%	20.69%	29.31%	40.23%	2.30%	100.00%	
NA	81	5.333	1.23%	0.00%	0.00%	12.35%	16.05%	29.63%	32.10%	8.64%	100.00%	
Grand Total	626	5.751	0.80%	0.96%	0.80%	6.07%	18.37%	30.35%	38.82%	3.83%	100.00%	

APPENDIX E

TABLES E-1 TO E-22

OWNERS AND RENTERS BY VALUES FOR GENEVA (QUESTIONS 15 - 19), PROPERTY TAXES (QUESTION 27) AND COMMUNITY PRIORITIES (QUESTION 28)

Table E-1: Total Responses for the Owner/Renter Questions			
	Grand		
	Total		
Own/Rent	number	percent	
Own	471	72.2%	
Rent	130	19.9%	
NA	51	7.8%	
Total	652	100.0%	

Table E-2: Natural Setting									
				Neither					
	Strongly	Disagree	Somewhat	Disagree	Somewhat	Agree	Strongly	NA	Average
Own/Rent	Disagree		Disagree	nor Agree	Agree		Agree	Total	
Own	3.6%	0.2%	0.8%	1.7%	9.1%	23.4%	60.5%	0.6%	6.2272
Rent	0.8%	0.0%	1.5%	2.3%	7.7%	26.2%	59.2%	2.3%	6.2462
NA	5.9%	2.0%	3.9%	0.0%	2.0%	29.4%	51.0%	5.9%	5.6471
Total	3.2%	0.3%	1.2%	1.7%	8.3%	24.4%	59.5%	1.4%	6.1856

Table E-3: Small Town Character									
				Neither					
	Strongly	Disagree	Somewhat	Disagree	Somewhat	Agree	Strongly	NA	Average
Own/Rent	Disagree		Disagree	nor Agree	Agree		Agree	Total	
Own	2.6%	0.4%	1.1%	3.4%	6.4%	31.5%	54.3%	0.4%	6.2085
Rent	0.0%	2.3%	1.5%	1.5%	9.2%	26.2%	56.9%	2.3%	6.1692
NA	6.0%	0.0%	0.0%	0.0%	12.0%	32.0%	46.0%	4.0%	5.8000
Total	2.3%	0.8%	1.1%	2.8%	7.4%	30.5%	54.2%	1.1%	6.1692

OWNERS AND RENTERS BY VALUES FOR GENEVA (QUESTIONS 15 - 19), PROPERTY TAXES (QUESTION 27) AND COMMUNITY PRIORITIES (QUESTION 28)

[illegible][illegible]

Table E-6: Economic Prosperity																								
		Strongly	Disagree	Somewhat	Neither																			
		Disagree		Disagree	Disagree	Somewhat	Agree	Strongly	NA	Grand	Grand	Total					Average							
Own/Rent																								
Own		3.2%	0.2%	0.9%	3.2%	24.2%	67.9%	0.4%	0.0%	100.0%	467	5.5032												
Rent		0.0%	0.8%	3.0%	3.0%	27.8%	63.2%	2.3%	0.0%	100.0%	133	5.5639												
NA		6.1%	0.0%	0.0%	8.2%	40.8%	42.9%	2.0%	0.0%	100.0%	49	5.1429												
Total		2.8%	0.3%	1.2%	3.5%	26.2%	65.0%	0.9%	0.0%	100.0%	649	5.4884												

APPENDIX E

TABLES E-1 TO E-22

OWNERS AND RENTERS BY VALUES FOR GENEVA (QUESTIONS 15 - 19), PROPERTY TAXES (QUESTION 27) AND COMMUNITY PRIORITIES (QUESTION 28)

Table E-7: Improve Infrastructure of the Entire City										
	Strongly	Disagree	Somewhat	Neither						
Own/Rent	Disagree		Disagree	Disagree nor Agree	Somewhat	Agree	Strongly	NA	Grand Total	Average
Own	7.9%	6.4%	9.2%	11.8%	37.5%	21.1%	6.1%	0.0%	456	4.5241
Rent	3.2%	7.3%	4.8%	15.3%	32.3%	29.8%	7.3%	0.0%	124	4.8468
NA	0.0%	0.0%	5.1%	25.6%	23.1%	33.3%	12.8%	0.0%	39	5.2308
Total	6.5%	6.1%	8.1%	13.4%	35.5%	23.6%	6.8%	0.0%	619	4.6333

Table E-8: Improve Infrastructure Streets										
	Strongly	Disagree	Somewhat	Neither						
Own/Rent	Disagree		Disagree	Disagree nor Agree	Somewhat	Agree	Strongly	NA	Grand Total	Average
Own	8.4%	7.5%	9.5%	14.6%	36.0%	19.0%	5.1%	0.0%	453	4.3951
Rent	3.2%	5.6%	5.6%	20.0%	32.0%	24.0%	9.6%	0.0%	125	4.8240
NA	0.0%	2.5%	7.5%	27.5%	22.5%	27.5%	12.5%	0.0%	40	5.0250
Total	6.8%	6.8%	8.6%	16.5%	34.3%	20.6%	6.5%	0.0%	618	4.5227

Table E-9: DT Business Development										
	Strongly	Disagree	Somewhat	Neither						
Own/Rent	Disagree		Disagree	Disagree nor Agree	Somewhat	Agree	Strongly	NA	Grand Total	Average
Own	10.8%	12.1%	12.6%	14.3%	25.2%	17.7%	7.3%	0.0%	453	4.1302
Rent	3.3%	8.1%	8.1%	10.6%	26.8%	29.3%	13.8%	0.0%	123	4.9268
NA	0.0%	5.0%	10.0%	17.5%	20.0%	30.0%	17.5%	0.0%	40	5.1250
Total	8.6%	10.9%	11.5%	13.8%	25.2%	20.8%	9.3%	0.0%	616	4.3539

APPENDIX E

TABLES E-1 TO E-22

OWNERS AND RENTERS BY VALUES FOR GENEVA (QUESTIONS 15 - 19), PROPERTY TAXES (QUESTION 27) AND COMMUNITY PRIORITIES (QUESTION 28)

Table E-10: Better Parks										
	Strongly	Disagree	Somewhat	Disagree	Neither					
Own/Rent	Disagree		Disagree	Disagree	Disagree	Somewhat	Agree	Strongly	NA	Grand
Own	9.7%	9.1%	10.8%	22.5%	22.5%	24.5%	17.7%	5.7%	0.0%	Total
Rent	0.8%	5.7%	8.2%	27.0%	27.0%	23.0%	27.0%	8.2%	0.0%	Total
NA	0.0%	7.7%	12.8%	12.8%	12.8%	23.1%	25.6%	17.9%	0.0%	Total
Total	7.3%	8.3%	10.4%	22.8%	22.8%	24.1%	20.0%	7.0%	0.0%	Total
										Average
										4.1898
										4.7951
										5.0000
										4.3616

Table E-11: New Parks and Greenspace										
	Strongly	Disagree	Somewhat	Disagree	Neither					
Own/Rent	Disagree		Disagree	Disagree	Disagree	Somewhat	Agree	Strongly	NA	Grand
Own	12.4%	8.4%	11.5%	14.8%	14.8%	23.8%	18.3%	10.8%	0.0%	Total
Rent	1.6%	7.3%	5.7%	17.1%	17.1%	26.8%	23.6%	17.9%	0.0%	Total
NA	2.6%	0.0%	15.8%	23.7%	23.7%	18.4%	15.8%	23.7%	0.0%	Total
Total	9.6%	7.7%	10.6%	15.8%	15.8%	24.1%	19.2%	13.0%	0.0%	Total
										Average
										4.2759
										5.0244
										4.9737
										4.4691

Table E-12: Incentives for Middle and Upper Income Housing										
	Strongly	Disagree	Somewhat	Disagree	Neither					
Own/Rent	Disagree		Disagree	Disagree	Disagree	Somewhat	Agree	Strongly	NA	Grand
Own	18.9%	13.7%	12.6%	15.4%	15.4%	17.2%	15.4%	6.8%	0.0%	Total
Rent	12.8%	12.8%	10.4%	16.8%	16.8%	13.6%	21.6%	12.0%	0.0%	Total
NA	2.5%	12.5%	15.0%	20.0%	20.0%	25.0%	15.0%	10.0%	0.0%	Total
Total	16.6%	13.4%	12.3%	16.0%	16.0%	17.0%	16.6%	8.1%	0.0%	Total
										Average
										3.7181
										4.1840
										4.3750
										3.8546

APPENDIX E

TABLES E-1 TO E-22

OWNERS AND RENTERS BY VALUES FOR GENEVA (QUESTIONS 15 - 19), PROPERTY TAXES (QUESTION 27) AND COMMUNITY PRIORITIES (QUESTION 28)

Table E-13: Incentives for Affordable Housing									
	Strongly	Disagree	Somewhat	Disagree	Neither				
	Disagree		Disagree	Disagree	Disagree	Somewhat	Agree	Strongly	NA
Own/Rent	Disagree		Disagree	Disagree	Disagree	Agree	Agree	Agree	NA
Own	23.6%	12.6%	12.6%	13.9%	13.9%	13.9%	17.9%	5.5%	0.0%
Rent	4.0%	5.6%	7.2%	9.6%	9.6%	14.4%	28.0%	31.2%	0.0%
NA	5.0%	2.5%	5.0%	20.0%	20.0%	22.5%	25.0%	20.0%	0.0%
Total	18.4%	10.5%	11.0%	13.4%	13.4%	14.6%	20.4%	11.7%	0.0%
	Grand	Grand	Grand	Grand	Grand	Grand	Grand	Grand	Grand
	Total	Total	Total	Total	Total	Total	Total	Total	Total
	453	125	40	618	4.0291	3.5762	5.3360	5.0750	4.0291

Table E-14: Environmentally Sustainable Programs									
	Strongly	Disagree	Somewhat	Disagree	Neither				
	Disagree		Disagree	Disagree	Disagree	Somewhat	Agree	Strongly	NA
Own/Rent	Disagree		Disagree	Disagree	Disagree	Agree	Agree	Agree	NA
Own	10.3%	5.0%	5.9%	11.8%	11.8%	30.0%	18.0%	18.9%	0.0%
Rent	1.6%	5.6%	4.0%	14.5%	14.5%	15.3%	24.2%	34.7%	0.0%
NA	2.5%	2.5%	2.5%	12.5%	12.5%	17.5%	25.0%	37.5%	0.0%
Total	8.1%	5.0%	5.3%	12.4%	12.4%	26.3%	19.7%	23.2%	0.0%
	Grand	Grand	Grand	Grand	Grand	Grand	Grand	Grand	Grand
	Total	Total	Total	Total	Total	Total	Total	Total	Total
	456	124	40	620	4.9581	4.7566	5.4758	5.6500	4.9581

Table E-15: DT Shopping and Resturant Center									
	Strongly	Disagree	Somewhat	Disagree	Neither				
	Disagree		Disagree	Disagree	Disagree	Somewhat	Agree	Strongly	NA
Own/Rent	Disagree		Disagree	Disagree	Disagree	Agree	Agree	Agree	NA
Own	2.4%	1.3%	3.1%	10.7%	10.7%	20.0%	34.0%	28.3%	0.2%
Rent	0.0%	4.8%	3.2%	8.1%	8.1%	14.5%	30.6%	36.3%	2.4%
NA	2.4%	4.8%	2.4%	11.9%	11.9%	19.0%	28.6%	28.6%	2.4%
Total	1.9%	2.2%	3.0%	10.2%	10.2%	18.9%	33.0%	29.9%	0.8%
	Grand	Grand	Grand	Grand	Grand	Grand	Grand	Grand	Grand
	Total	Total	Total	Total	Total	Total	Total	Total	Total
	459	124	42	625	5.5808	5.5926	5.6210	5.3333	5.5808

APPENDIX E

TABLES E-1 TO E-22

OWNERS AND RENTERS BY VALUES FOR GENEVA (QUESTIONS 15 - 19), PROPERTY TAXES (QUESTION 27) AND COMMUNITY PRIORITIES (QUESTION 28)

Table E-16: More Affordable for Lower Income HH									
	Strongly	Disagree	Somewhat	Disagree	Neither				
Own/Rent	Disagree		Disagree	Disagree	Disagree	Somewhat	Agree	Strongly	NA
Own	18.2%	13.7%	15.0%	16.5%	16.5%	15.8%	13.0%	7.2%	0.7%
Rent	5.6%	7.3%	4.0%	7.3%	7.3%	14.5%	27.4%	29.8%	4.0%
NA	7.1%	4.8%	7.1%	9.5%	9.5%	16.7%	23.8%	23.8%	7.1%
Total	15.0%	11.8%	12.3%	14.2%	14.2%	15.6%	16.6%	12.8%	1.8%
	Grand Total		Grand Total		Grand Total		Grand Total		Grand Total
	461		124		42		627		3.9920
	3.6377		5.0726		4.6905		3.9920		

Table E-17: Carbon Neutral City									
	Strongly	Disagree	Somewhat	Disagree	Neither				
Own/Rent	Disagree		Disagree	Disagree	Disagree	Somewhat	Agree	Strongly	NA
Own	5.0%	4.6%	5.5%	21.9%	21.9%	23.2%	22.1%	16.0%	1.8%
Rent	0.8%	4.1%	4.1%	15.4%	15.4%	17.1%	24.4%	29.3%	4.9%
NA	2.4%	0.0%	2.4%	21.4%	21.4%	14.3%	19.0%	38.1%	2.4%
Total	4.0%	4.2%	5.0%	20.6%	20.6%	21.4%	22.3%	20.1%	2.4%
	Grand Total		Grand Total		Grand Total		Grand Total		Grand Total
	457		123		42		622		4.9132
	4.7856		5.1951		5.4762		4.9132		

Table E-18: More Middle Income Residents									
	Strongly	Disagree	Somewhat	Disagree	Neither				
Own/Rent	Disagree		Disagree	Disagree	Disagree	Somewhat	Agree	Strongly	NA
Own	1.7%	1.7%	1.5%	15.2%	15.2%	23.0%	34.3%	20.4%	2.0%
Rent	0.0%	2.4%	0.0%	11.3%	11.3%	18.5%	39.5%	25.0%	3.2%
NA	0.0%	2.4%	0.0%	23.8%	23.8%	23.8%	28.6%	16.7%	4.8%
Total	1.3%	1.9%	1.1%	15.0%	15.0%	22.2%	35.0%	21.1%	2.4%
	Grand Total		Grand Total		Grand Total		Grand Total		Grand Total
	460		124		42		626		5.3706
	5.3500		5.5484		5.0714		5.3706		

OWNERS AND RENTERS BY VALUES FOR GENEVA (QUESTIONS 15 - 19), PROPERTY TAXES (QUESTION 27) AND COMMUNITY PRIORITIES (QUESTION 28)

[illegible][illegible][illegible]

APPENDIX E

TABLES E-1 TO E-22

OWNERS AND RENTERS BY VALUES FOR GENEVA (QUESTIONS 15 - 19), PROPERTY TAXES (QUESTION 27) AND COMMUNITY PRIORITIES (QUESTION 28)

Table E-21: More High Paying Local Jobs									
	Strongly	Disagree	Somewhat	Neither					
Own/Rent	Disagree		Disagree	Disagree nor Agree	Somewhat	Agree	Strongly	NA	Grand Total
Own	1.3%	0.4%	0.9%	6.3%	14.4%	31.9%	41.5%	3.3%	458
Rent	0.0%	0.8%	0.8%	3.2%	6.5%	38.7%	45.2%	4.8%	124
NA	0.0%	0.0%	0.0%	11.6%	16.3%	27.9%	39.5%	4.7%	43
Total	1.0%	0.5%	0.8%	6.1%	13.0%	33.0%	42.1%	3.7%	625
									5.8384
									5.9758
									5.7209
									5.8576

Table E-22: Redevelop Blighted Areas in City									
	Strongly	Disagree	Somewhat	Neither					
Own/Rent	Disagree		Disagree	Disagree nor Agree	Somewhat	Agree	Strongly	NA	Grand Total
Own	1.1%	0.9%	0.9%	6.3%	20.0%	31.7%	36.4%	2.8%	461
Rent	0.0%	1.6%	0.8%	4.8%	11.3%	27.4%	46.8%	7.3%	124
NA	0.0%	0.0%	0.0%	7.5%	22.5%	25.0%	42.5%	2.5%	40
Total	0.8%	1.0%	0.8%	6.1%	18.4%	30.4%	38.9%	3.7%	625
									5.7549
									5.7339
									5.9000
									5.7600